



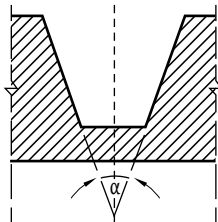
Pulleys



BASICS ON PULLEYS AND DRIVES

V-Grooved pulley, a pulley with one or more grooves obtained by rotation of a profile in the shape of a truncated or non truncated symmetrical V around the pulley axis.

Angle of pulley groove α , angle included by the sides of the groove cross-section.



Drives

V-Belt drive, drive which consists of one or more V-Belts mounted on grooved pulleys.

Pulleys

Datum¹ width W_d , groove width characterizing the groove profile.

Datum. Short notes on the datum concept.

Datum term was introduced in the ISO 1081-1980 and later in 1988 by RMAⁱ (Rubber Manufacturers Association) in their standard IP-20-1988 for the known as 'Classical belts and Sheaves'.

Previous to the introduction of the Datum System, the system used was the Pitch System which defined the pitch diameter to the outer diameter. As we have seen, the standard ISO1081:2013 defines the pitch line as a circumference line which keeps the same length when the belt is bent perpendicularly to its base.

Pitch diameter and thus the pitch length vary according the size and construction of the belt and in consequence there is not an univocal system which could be applied to the different configurations of the V-Belts, single, banded, wrapped, and raw edge.

With the introduction of the datum concept for the 'Classical belts and sheaves', the pitch diameter corresponds to the outside diameter of the pulley, thus to calculate the speed, the pitch diameter as newly defined gives a result accurate enough.

With the datum system, what was known as pitch diameter and pitch length is replaced by the datum diameter and the datum length.

The change to a datum was influenced by the technical improvements in the belt making industry, whereas what was considered the pitch line as located in the tensile cord, by moving it higher in the belt to have higher arm momentum, the belt's pitch length varied, thus in order to accommodate the changes, the datum was created.

The datum system preserves some classic concepts while others have changed, in a way that what was formerly defined as pitch length in belts and pitch diameter in pulleys are now defined as datum length and datum diameter.

As mentioned, the pitch diameter corresponds now to the outer diameter for most of the pulleys, while the datum diameter is a bit less. Outer diameter and pitch diameter are related to the datum diameter by a set of formulasⁱⁱ.

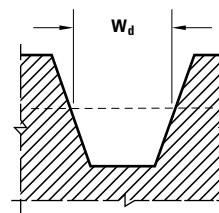
Pitch width of pulley groove W_p , width of the pulley groove which has the same dimension as the pitch width of the belt used with this pulley.

Pitch diameter d_p , diameter of the pulley at the pitch width of pulley groove.

Pitch circumference C_p , circumference of a circle with a diameter equal to the pitch diameter.

Speed ratio R . Ratio of the angular velocities of the pulleys as calculated from the ratio of the pitch diameters of the pulleys, making no allowance for slip and creep.

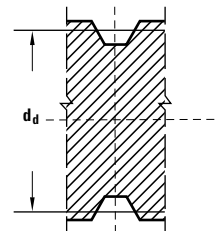
It is important to notice that the datum system applies only to the classical belts and consequently does not apply to the Narrow or Wedge belts.



Datum length of a belt L_d , the length of a line circumscribing a V-Belt at the level of the datum diameter of the measuring pulleys whilst the V-Belt is at a specified tension.

Note 1. The datum length was previously designated as pitch length L_p .

Datum diameter d_d , diameter of the pulley at the datum width of the pulley groove.



Datum circumference C_d , circumference of a circle with a diameter equal to the datum diameter.

¹ **Datum:** Amongst two other meanings, a fixed starting point of a scale of operation, Oxford dictionary. In engineering, Datum point is a single reference point that all measurements are taken from.

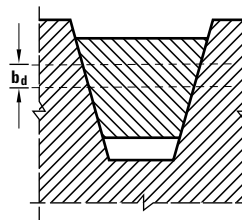
ⁱ See page núm 3. INTRODUCTION. Standards and Standard Organizations.

ⁱⁱ See page núm 3. INTRODUCTION. Standards and Standard Organizations.

Datum line differential b_d , radial displacement between levels of the pitch width and the datum width.

Note 1. The datum line differential is a correction term used for calculating the speed ratio when the datum line is given.

Note 2. The datum line differential is zero if the pitch zone of the V-Belt and the level of the datum width of the pulley are coincident.

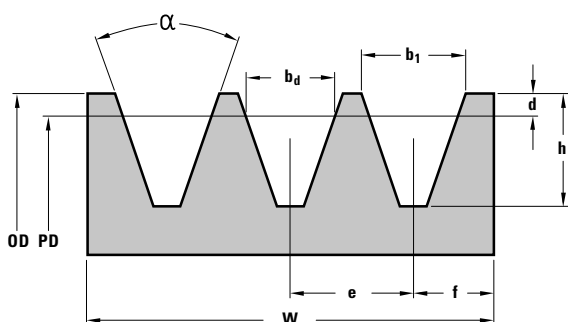


STANDARDS AND DEFINITIONS

DIN 2211-1 ; 2215-1 ; 2217 / ISO 4184 / BS 3790 and RMA / MPTA IP-20

The standard deals with grooved pulleys for Classical and Narrow

V-Belts used in mechanical engineering.



Legend:

- OD** Outer diameter
- PD** Pitch diameter
- b_d** Pitch line width
- b_1** Groove tip width
- α** Groove angle
- W** Pulley width
- e** Pulley transverse pitch
- h** Pulley groove depth
- d** Pitch to OD clearance
- f** Pulley face gap distance

CLASSICAL V-BELT PULLEYS (DIN / ISO / BS)

*BELT PROFILE	DATUM DIA d_d	α°	b_1	b_d	h	d	e
A/13 - B/17	85 - 170	34	15,55	15,88	19,05	4,45	12,70
	> 170	38		15,88	19,05	4,45	12,70
C/22	178 - 203	34	22,23	19,81	25,40	5,08	17,48
	203 - 305	36	22,53	19,81	25,40	5,08	17,48
	> 305	38	22,73	19,81	25,40	5,08	17,48
D/32	305 - 330	34	31,98	26,67	36,53	7,62	22,23
	330 - 432	36	32,28	26,67	36,53	7,62	22,23
	> 432	38	32,59	26,67	36,53	7,62	22,23

* All measures in mm.



Classical V-Belt pulley.
Profile C

NARROW WEDGE V-BELT PULLEYS (DIN / ISO / BS)

*BELT PROFILE	PITCH DIA d_d	α°	b_1	b_d	h	d	e
SPZ, XPZ	≤ 80	34	9,70	8,50	11,00	2,00	12,00
	> 80	38	9,70	8,50	11,00	2,00	12,00
SPA, XPA	≤ 118	34	12,70	11,00	14,00	2,80	15,00
	> 118	38	12,70	11,00	14,00	2,80	15,00
SPB, XPB	≤ 190	34	16,20	14,40	18,00	3,50	19,00
	> 190	38	16,20	14,40	18,00	3,50	19,00
SPC, XPC	≤ 315	34	22,00	19,00	24,00	4,80	25,50
	> 315	38	22,00	19,00	24,00	4,80	25,50

* All measures in mm.



Narrow Wedge V-Belt pulley.
Profile SPA with QD

NARROW WEDGE V-BELT PULLEYS (RMA / MPTA)

*BELT PROFILE	PITCH DIA dd	α°	b1	bd	h	d	e
3V, 3VX	≤ 90	36	8,89	8,89	8,64	0,64	8,74
	> 90 to 150	38	8,89	8,89	8,64	0,64	8,74
	> 150 to 305	40	8,89	8,89	8,64	0,64	8,74
	> 305	42	8,89	8,89	8,64	0,64	8,74
5V, 5VX	> 140 to 255	38	15,24	12,70	14,98	1,27	3,20
	> 255 to 305	40	15,24	12,70	14,98	1,27	3,20
	> 405	42	15,24	12,70	14,98	1,27	3,20
8V, 8VX	> 315 to 405	38	25,40	25,40	25,15	2,54	6,40
	> 405 to 570	40	25,40	25,40	25,15	2,54	6,40
	> 570	42	25,40	25,40	25,15	2,54	6,40

* All measures in mm.



American Standard V-Belt pulley.
Profile 5V with Taper Bush

Reference nomenclature

The nomenclature differs according to the standard. It consists of an alphanumeric string with blocks, designating the product family SH, the belt section matching the groove profile, the datum width of the pulley or the pitch diameter expressed in inches by ten in Classical pulleys ISO, in mm in Narrow pulleys ISO and the outer diameter in

inches by hundred in Narrow pulleys RMA. A block with indicating the fixing mode of the pulley to the shaft, either a TB, a QT or an ST, followed with another block indicating an special requirement if any, complete the reference nomenclature

CLASSICAL SERIES. PROFILE A/B. TAPER BUSH

PROFILE	NUMBER OF GROOVES	REFERENCE	DATUM DIA V-BELT A		DATUM DIA V-BELT B		PULLEY TYPE	BUSH TYPE	OD	BORE		W	E	L	M	*WEIGHT
			mm	in	mm	in				mm	Min mm					
A/B	1	TL-SH 1-B34TB	76,20	3,00	86,40	3,40	A1	1210	95,30	15,88	31,75	25,40		25,40		1,00
		TL-SH 1-B36TB	81,30	3,20	91,40	3,60	A1	1210	100,30	15,88	31,75	25,40		25,40		1,20
		TL-SH 1-B38TB	86,40	3,40	96,50	3,80	A1	1610	105,40	12,70	41,28	25,40		25,40		1,30
		TL-SH 1-B40TB	91,40	3,60	101,60	4,00	A1	1610	110,50	12,70	41,28	25,40		25,40		1,40
		TL-SH 1-B42TB	96,50	3,80	106,70	4,20	A1	1610	115,60	12,70	41,28	25,40		25,40		1,60
		TL-SH 1-B44TB	101,60	4,00	111,80	4,40	A1	1610	120,70	12,70	41,28	25,40		25,40		1,70
		TL-SH 1-B46TB	106,70	4,20	116,80	4,60	A1	1610	125,70	12,70	41,28	25,40		25,40		1,80
		TL-SH 1-B48TB	111,80	4,40	121,90	4,80	A1	1610	130,80	12,70	41,28	25,40		25,40		2,00
		TL-SH 1-B50TB	116,80	4,60	127,00	5,00	A1	1610	135,90	12,70	41,28	25,40		25,40		2,20
		TL-SH 1-B52TB	121,90	4,80	132,10	5,20	A1	1610	141,00	12,70	41,28	25,40		25,40		2,30
		TL-SH 1-B54TB	127,00	5,00	137,20	5,40	A1	1610	146,10	12,70	41,28	25,40		25,40		2,50
		TL-SH 1-B56TB	132,10	5,20	142,20	5,60	A1	1610	151,10	12,70	41,28	25,40		25,40		2,70
		TL-SH 1-B58TB	137,20	5,40	147,30	5,80	A1	1610	156,20	12,70	41,28	25,40		25,40		2,90
		TL-SH 1-B60TB	142,20	5,60	152,40	6,00	A1	1610	161,30	12,70	41,28	25,40		25,40		3,00
		TL-SH 1-B62TB	147,30	5,80	157,50	6,20	A1	1610	166,40	12,70	41,28	25,40		25,40		3,20
		TL-SH 1-B64TB	152,40	6,00	162,60	6,40	A1	1610	171,50	12,70	41,28	25,40		25,40		3,60
		TL-SH 1-B66TB	157,50	6,20	167,60	6,60	A1	1610	176,50	12,70	41,28	25,40		25,40		3,90
		TL-SH 1-B68TB	162,60	6,40	172,70	6,80	A1	1610	181,60	12,70	41,28	25,40		25,40		4,10
		TL-SH 1-B74TB	177,80	7,00	188,00	7,40	B1	2517	196,90	19,05	63,50	25,40		44,45	19,05	4,30
		TL-SH 1-B86TB	208,30	8,20	218,40	8,60	B2	2517	227,30	19,05	63,50	25,40		44,45	19,05	5,40
TL-SH 1-B94TB	228,60	9,00	238,80	9,40	B2	2517	247,70	19,05	63,50	25,40		44,45	19,05	6,40		
TL-SH 1-B110TB	269,20	10,60	279,40	11,00	B2	2517	288,3	19,05	63,50	25,40		44,45	19,05	8,20		
TL-SH 1-B124TB	304,80	12,00	315,00	12,40	C3	2517	323,90	19,05	63,50	25,40	6,35	44,45	12,70	8,40		
TL-SH 1-B154TB	381,00	15,00	391,20	15,40	C3	2517	400,10	19,05	63,50	25,40	6,35	44,45	12,70	8,60		
TL-SH 1-B184TB	457,20	18,00	467,40	18,40	C3	2517	476,30	19,05	63,50	28,58	4,76	44,45	11,11	10,90		
A/B	2	TL-SH 2-B34TB	76,20	3,00	86,40	3,40	A1	1210	95,30	15,88	31,75	44,45	19,05	25,40		1,00
		TL-SH 2-B36TB	81,30	3,20	91,40	3,60	A1	1210	100,30	15,88	31,75	44,45	19,05	25,40		1,20
		TL-SH 2-B38TB	86,40	3,40	96,50	3,80	A1	1610	105,40	12,70	41,28	44,45	19,05	25,40		1,30
		TL-SH 2-B40TB	91,40	3,60	101,60	4,00	A1	1610	110,50	12,70	41,28	44,45	19,05	25,40		1,40

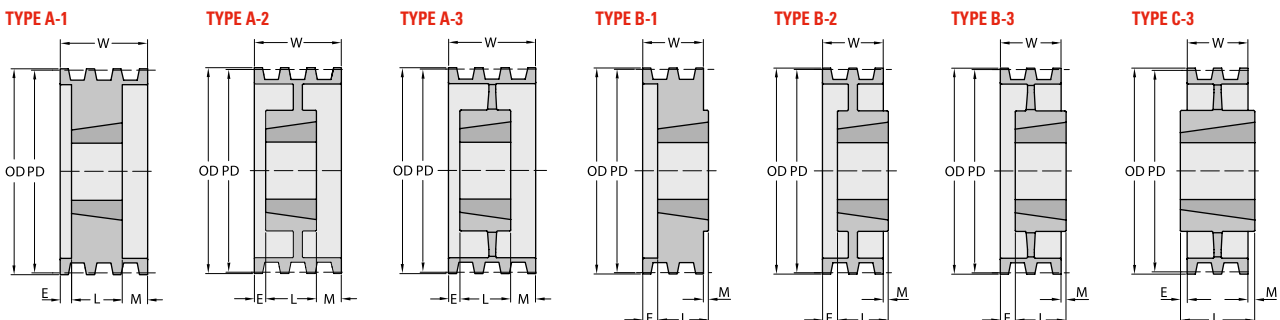
* Weight of Pulley only.

Note on Pulley Type: Number 1 stands for Solid type, number 2 for Web type and number 3 for Spoke type.

NEXT >

PROFILE	NUMBER OF GROOVES	REFERENCE	DATUM DIA V-BELT A		DATUM DIA V-BELT B		PULLEY TYPE	BUSH TYPE	OD	BORE		W	E	L	M	*WEIGHT
			mm	in	mm	in				mm	Min mm					
		TL-SH 2-B42TB	96,50	3,80	106,70	4,20	A1	1610	115,60	12,70	41,28	44,45	19,05	25,40		1,80
		TL-SH 2-B44TB	101,60	4,00	111,80	4,40	A1	1610	120,70	12,70	41,28	44,45	19,05	25,40		2,00
		TL-SH 2-B46TB	106,70	4,20	116,80	4,60	A1	1610	125,70	12,70	41,28	44,45	19,05	25,40		2,30
		TL-SH 2-B48TB	111,80	4,40	121,90	4,80	A1	1610	130,80	12,70	41,28	44,45	19,05	25,40		2,50
		TL-SH 2-B50TB	116,80	4,60	127,00	5,00	A1	1610	135,90	12,70	41,28	44,45	19,05	25,40		2,70
		TL-SH 2-B52TB	121,90	4,80	132,10	5,20	A1	1610	141,00	12,70	41,28	44,45	19,05	25,40		3,00
		TL-SH 2-B54TB	127,00	5,00	137,20	5,40	A1	1610	146,10	12,70	41,28	44,45	19,05	25,40		3,20
		TL-SH 2-B56TB	132,10	5,20	142,20	5,60	A1	1610	151,10	12,70	41,28	44,45	19,05	25,40		3,70
		TL-SH 2-B58TB	137,20	5,40	147,30	5,80	A1	1610	156,20	12,70	41,28	44,45	19,05	25,40		3,90
		TL-SH 2-B60TB	142,20	5,60	152,40	6,00	A1	1610	161,30	12,70	41,28	44,45	19,05	25,40		4,00
		TL-SH 2-B62TB	147,30	5,80	157,50	6,20	A1	1610	166,40	12,70	41,28	44,45	19,05	25,40		4,10
		TL-SH 2-B64TB	152,40	6,00	162,60	6,40	A1	1610	171,50	12,70	41,28	44,45	19,05	25,40		4,50
		TL-SH 2-B66TB	157,50	6,20	167,60	6,60	A1	1610	176,50	12,70	41,28	44,45	19,05	25,40		4,80
		TL-SH 2-B68TB	162,60	6,40	172,70	6,80	A1	1610	181,60	12,70	41,28	44,45	19,05	25,40		5,00
		TL-SH 2-B74TB	177,80	7,00	188,00	7,40	A1	2517	196,90	19,05	63,50	44,45		44,45		7,30
		TL-SH 2-B86TB	208,30	8,20	218,40	8,60	A2	2517	227,30	19,05	63,50	44,45		44,45		8,20
		TL-SH 2-B94TB	228,60	9,00	238,80	9,40	A2	2517	247,70	19,05	63,50	44,45		44,45		9,10
		TL-SH 2-B110TB	269,20	10,60	279,40	11,00	A2	2517	288,3	19,05	63,50	44,45		44,45		11,30
		TL-SH 2-B124TB	304,80	12,00	315,00	12,40	A3	2517	323,90	19,05	63,50	44,45		44,45		12,30
		TL-SH 2-B154TB	381,00	15,00	391,20	15,40	A3	2517	400,10	19,05	63,50	44,45		44,45		14,10
		TL-SH 2-B184TB	457,20	18,00	467,40	18,40	A3	2517	476,30	19,05	63,50	44,45		44,45		15,00
		TL-SH 2-B200TB	497,80	19,60	508,00	20,00	C3	3020	516,90	31,75	76,20	44,45		50,80	6,35	22,20
		TL-SH 2-B250TB	624,80	24,60	635,00	25,00	C3	3020	643,90	31,75	76,20	44,45		50,80	6,35	29,50
		TL-SH 2-B300TB	751,80	29,60	762,00	30,00	C3	3020	770,90	31,75	76,20	44,45		50,80	6,35	34,00
		TL-SH 2-B380TB	955,00	37,60	965,20	38,00	C3	3020	974,10	31,75	76,20	44,45		50,80	6,35	50,80
A/B	3	TL-SH 3-B34TB	76,20	3,00	86,40	3,40	A1	1210	95,30	15,88	31,75	63,50	38,10	25,40		1,40
		TL-SH 3-B36TB	81,30	3,20	91,40	3,60	A1	1210	100,30	15,88	31,75	63,50	38,10	25,40		1,60
		TL-SH 3-B38TB	86,40	3,40	96,50	3,80	A1	1610	105,40	12,70	41,28	63,50	38,10	25,40		1,80
		TL-SH 3-B40TB	91,40	3,60	101,60	4,00	A1	1610	110,50	12,70	41,28	63,50	38,10	25,40		2,30
		TL-SH 3-B42TB	96,50	3,80	106,70	4,20	A1	1610	115,60	12,70	41,28	63,50	38,10	25,40		2,70
		TL-SH 3-B44TB	101,60	4,00	111,80	4,40	A1	1610	120,70	12,70	41,28	63,50	38,10	25,40		3,00
		TL-SH 3-B46TB	106,70	4,20	116,80	4,60	A1	1610	125,70	12,70	41,28	63,50	38,10	25,40		3,20
		TL-SH 3-B48TB	111,80	4,40	121,90	4,80	A1	1610	130,80	12,70	41,28	63,50	38,10	25,40		3,60
		TL-SH 3-B50TB	116,80	4,60	127,00	5,00	A1	1610	135,90	12,70	41,28	63,50	38,10	25,40		3,90
		TL-SH 3-B52TB	121,90	4,80	132,10	5,20	A1	1610	141,00	12,70	41,28	63,50	38,10	25,40		4,10
		TL-SH 3-B54TB	127,00	5,00	137,20	5,40	A1	2517	146,10	19,05	63,50	63,50	38,10	44,45		4,30
		TL-SH 3-B56TB	132,10	5,20	142,20	5,60	A1	2517	151,10	19,05	63,50	63,50	38,10	44,45		4,50
		TL-SH 3-B58TB	137,20	5,40	147,30	5,80	A1	2517	156,20	19,05	63,50	63,50	19,05	44,45		4,80
		TL-SH 3-B60TB	142,20	5,60	152,40	6,00	A1	2517	161,30	19,05	63,50	63,50	19,05	44,45		5,00
		TL-SH 3-B62TB	147,30	5,80	157,50	6,20	A1	2517	166,40	19,05	63,50	63,50	19,05	44,45		5,20
		TL-SH 3-B64TB	152,40	6,00	162,60	6,40	A1	2517	171,50	19,05	63,50	63,50	19,05	44,45		5,40
		TL-SH 3-B66TB	157,50	6,20	167,60	6,60	A1	2517	176,50	19,05	63,50	63,50	19,05	44,45		5,60
		TL-SH 3-B68TB	162,60	6,40	172,70	6,80	A1	2517	181,60	19,05	63,50	63,50	19,05	44,45		5,80

NEXT >



* Weight of Pulley only.

Note on Pulley Type: Number 1 stands for Solid type, number 2 for Web type and number 3 for Spoke type.

PROFILE	NUMBER OF GROOVES	REFERENCE	DATUM DIA V-BELT A		DATUM DIA V-BELT B		PULLEY TYPE	BUSH TYPE	OD	BORE		W	E	L	M	*WEIGHT			
			mm	in	mm	in				mm	Min mm						Max mm	mm	mm
A/B	3	TL-SH 3-B74TB	177,80	7,00	188,00	7,40	A1	2517	196,90	19,05	63,50	63,50	19,05	44,45			7,30		
		TL-SH 3-B86TB	208,30	8,20	218,40	8,60	A2	2517	227,30	19,05	63,50	63,50	19,05	44,45			8,60		
		TL-SH 3-B94TB	228,60	9,00	238,80	9,40	A2	2517	247,70	19,05	63,50	63,50	19,05	44,45			9,50		
		TL-SH 3-B110TB	269,20	10,60	279,40	11,00	A2	2517	288,3	19,05	63,50	63,50	19,05	44,45			10,90		
		TL-SH 3-B124TB	304,80	12,00	315,00	12,40	A3	2517	323,90	19,05	63,50	63,50		44,45	19,05		12,70		
		TL-SH 3-B154TB	381,00	15,00	391,20	15,40	A3	2517	400,10	19,05	63,50	63,50		44,45	19,05		13,60		
		TL-SH 3-B184TB	457,20	18,00	467,40	18,40	A3	2517	476,30	19,05	63,50	63,50		44,45	19,05		20,00		
		TL-SH 3-B200TB	497,80	19,60	508,00	20,00	A3	3020	516,90	31,75	76,20	63,50		50,80	12,70		26,30		
		TL-SH 3-B250TB	624,80	24,60	635,00	25,00	A3	3020	643,90	31,75	76,20	63,50		50,80	12,70		33,60		
		TL-SH 3-B300TB	751,80	29,60	762,00	30,00	A3	3020	770,90	31,75	76,20	63,50		50,80	12,70		38,10		
		TL-SH 3-B380TB	955,00	37,60	965,00	38,00	B3	3020	974,10	31,75	76,20	63,50		76,20	12,70		61,20		
		A/B	4	TL-SH 4-B34TB	76,20	3,00	86,40	3,40	A1	1210	95,30	15,88	31,75	82,55	57,15	25,40			1,40
TL-SH 4-B36TB	81,30			3,20	91,40	3,60	A1	1210	100,30	15,88	31,75	82,55	57,15	25,40			1,60		
TL-SH 4-B38TB	86,40			3,40	96,50	3,80	A1	1610	105,40	12,70	41,28	82,55	57,15	25,40			1,80		
TL-SH 4-B40TB	91,40			3,60	101,60	4,00	A1	1610	110,50	12,70	41,28	82,55	57,15	25,40			2,30		
TL-SH 4-B42TB	96,50			3,80	106,70	4,20	A1	1610	115,60	12,70	41,28	82,55	57,15	25,40			2,50		
TL-SH 4-B44TB	101,60			4,00	111,80	4,40	A1	1610	120,70	12,70	41,28	82,55	57,15	25,40			2,70		
TL-SH 4-B46TB	106,70			4,20	116,80	4,60	A1	1610	125,70	12,70	41,28	82,55	57,15	25,40			3,20		
TL-SH 4-B48TB	111,80			4,40	121,90	4,80	A1	1610	130,80	12,70	41,28	82,55	57,15	25,40			3,60		
TL-SH 4-B50TB	116,80			4,60	127,00	5,00	A1	2517	135,90	19,05	63,50	82,55	38,10	44,45			3,90		
TL-SH 4-B52TB	121,90			4,80	132,10	5,20	A1	2517	141,00	19,05	63,50	82,55	38,10	44,45			4,10		
TL-SH 4-B54TB	127,00			5,00	137,20	5,40	A1	2517	146,10	19,05	63,50	82,55	38,10	44,45			4,30		
TL-SH 4-B56TB	132,10			5,20	142,20	5,60	A1	2517	151,10	19,05	63,50	82,55	38,10	44,45			4,50		
TL-SH 4-B58TB	137,20			5,40	147,30	5,80	A1	2517	156,20	19,05	63,50	82,55	38,10	44,45			5,40		
TL-SH 4-B60TB	142,20			5,60	152,40	6,00	A1	2517	161,30	19,05	63,50	82,55	38,10	44,45			5,70		
TL-SH 4-B62TB	147,30			5,80	157,50	6,20	A1	2517	166,40	19,05	63,50	82,55	38,10	44,45			5,90		
TL-SH 4-B64TB	152,40			6,00	162,60	6,40	A1	2517	171,50	19,05	63,50	82,55	38,10	44,45			6,40		
TL-SH 4-B66TB	157,50			6,20	167,60	6,60	A1	2517	176,50	19,05	63,50	82,55	38,10	44,45			6,80		
TL-SH 4-B68TB	162,60			6,40	172,70	6,80	A1	2517	181,60	19,05	63,50	82,55	38,10	44,45			7,30		
TL-SH 4-B74TB	177,80			7,00	188,00	7,40	A1	2517	196,90	19,05	63,50	82,55	38,10	44,45			9,10		
TL-SH 4-B86TB	208,30			8,20	218,40	8,60	A2	2517	227,30	19,05	63,50	82,55	38,10	44,45			9,50		
TL-SH 4-B94TB	228,60			9,00	238,80	9,40	A2	2517	247,70	19,05	63,50	82,55	38,10	44,45			10,40		
TL-SH 4-B110TB	269,20			10,60	279,40	11,00	A2	2517	288,3	19,05	63,50	82,55	38,10	44,45			12,70		
TL-SH 4-B124TB	304,80			12,00	315,00	12,40	A3	2517	323,90	19,05	63,50	82,55	9,53	44,45	28,58		15,40		
TL-SH 4-B154TB	381,00			15,00	391,20	15,40	A3	2517	400,10	19,05	63,50	82,55	9,53	44,45	28,58		19,10		
TL-SH 4-B184TB	457,20			18,00	467,40	18,40	A3	2517	476,30	19,05	63,50	82,55	12,70	44,45	25,40		24,00		
TL-SH 4-B200TB	497,80			19,60	508,00	20,00	A3	3020	516,90	31,75	76,20	82,55	12,70	50,80	19,05		28,60		
TL-SH 4-B250TB	624,80			24,60	635,00	25,00	A3	3030	643,90	31,75	76,20	82,55		76,20	31,75		36,30		
TL-SH 4-B300TB	751,80			29,60	762,00	30,00	A3	3030	770,90	31,75	76,20	82,55		76,20	31,75		45,40		
TL-SH 4-B380TB	955,00			37,60	965,00	38,00	A3	3030	974,10	31,75	76,20	82,55		76,20	31,75		64,40		
A/B	5			TL-SH 5-B34TB	76,20	3,00	86,40	3,40	A1	1210	95,30	15,88	31,75	101,60	63,50	38,10			2,30
				TL-SH 5-B36TB	81,30	3,20	91,40	3,60	A1	1210	100,30	15,88	31,75	101,60	63,50	38,10			2,50
				TL-SH 5-B38TB	86,40	3,40	96,50	3,80	A1	1215	105,40	15,88	41,28	101,60	63,50	38,10			2,70
		TL-SH 5-B40TB	91,40	3,60	101,60	4,00	A1	1215	110,50	15,88	41,28	101,60	63,50	38,10			3,00		
		TL-SH 5-B42TB	96,50	3,80	106,70	4,20	A1	1615	115,60	12,70	41,28	101,60	63,50	38,10			3,20		
		TL-SH 5-B44TB	101,60	4,00	111,80	4,40	A1	1615	120,70	12,70	41,28	101,60	63,50	38,10			3,60		
		TL-SH 5-B46TB	106,70	4,20	116,80	4,60	A1	1615	125,70	12,70	41,28	101,60	63,50	38,10			4,10		
		TL-SH 5-B50TB	116,80	4,60	127,00	5,00	A1	1615	135,90	12,70	41,28	101,60	22,23	38,10			4,80		
		TL-SH 5-B52TB	121,90	4,80	132,10	5,20	A1	1615	141,00	12,70	41,28	101,60	22,23	38,10			5,10		
		TL-SH 5-B54TB	127,00	5,00	137,20	5,40	A1	2517	146,10	19,05	63,50	101,60	57,15	44,45			5,20		
		TL-SH 5-B56TB	132,10	5,20	142,20	5,60	A1	2517	151,10	19,05	63,50	101,60	57,15	44,45			5,40		
		TL-SH 5-B60TB	142,20	5,60	152,40	6,00	A1	2517	161,30	19,05	63,50	101,60	57,15	44,45			6,40		
		TL-SH 5-B64TB	152,40	6,00	162,60	6,40	A1	2517	171,50	19,05	63,50	101,60	57,15	44,45			7,30		
		TL-SH 5-B68TB	162,60	6,40	172,70	6,80	A1	2517	181,60	19,05	63,50	101,60	57,15	44,45			8,20		
		TL-SH 5-B74TB	177,80	7,00	188,00	7,40	A1	2517	196,90	19,05	63,50	101,60	57,15	44,45			10,00		
		TL-SH 5-B86TB	208,30	8,20	218,40	8,60	A2	2517	227,30	19,05	63,50	101,60	57,15	44,45			10,90		

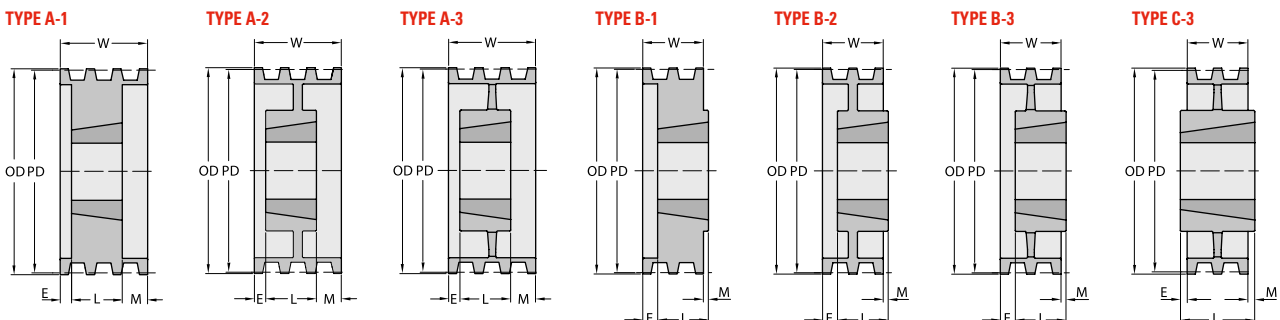
* Weight of Pulley only.

Note on Pulley Type: Number 1 stands for Solid type, number 2 for Web type and number 3 for Spoke type.

NEXT >

PROFILE	NUMBER OF GROOVES	REFERENCE	DATUM DIA V-BELT A		DATUM DIA V-BELT B		PULLEY TYPE	BUSH TYPE	OD	BORE		W	E	L	M	*WEIGHT
			mm	in	mm	in				mm	Min mm					
		TL-SH 5-B94TB	228,60	9,00	238,80	9,40	A2	2517	247,70	19,05	63,50	101,60	57,15	44,45		11,80
		TL-SH 5-B110TB	269,20	10,60	279,40	11,00	A2	2517	288,3	19,05	63,50	101,60	57,15	44,45		15,90
		TL-SH 5-B124TB	304,80	12,00	315,00	12,40	A3	2517	323,90	19,05	63,50	101,60	19,05	44,45	38,10	18,10
		TL-SH 5-B154TB	381,00	15,00	391,20	15,40	A3	2517	400,10	19,05	63,50	101,60	19,05	44,45	38,10	21,30
		TL-SH 5-B184TB	457,20	18,00	467,40	18,40	A3	2517	476,30	19,05	63,50	101,60	19,05	44,45	38,10	23,60
		TL-SH 5-B200TB	497,80	19,60	508,00	20,00	A3	3030	516,90	31,75	76,20	101,60	6,35	76,20	19,05	34,00
		TL-SH 5-B250TB	624,80	24,60	635,00	25,00	A3	3030	643,90	31,75	76,20	101,60	6,35	76,20	19,05	36,70
		TL-SH 5-B300TB	751,80	29,60	762,00	30,00	A3	3030	770,90	31,75	76,20	101,60	6,35	76,20	19,05	49,40
		TL-SH 5-B380TB	955,00	37,60	965,20	38,00	A3	3030	974,10	31,75	76,20	101,60	6,35	76,20	19,05	71,70
A/B	6	TL-SH 6-B42TB	96,50	3,80	106,70	4,20	A1	1615	115,60	12,70	41,28	120,65	82,55	38,10		3,60
		TL-SH 6-B44TB	101,60	4,00	111,80	4,40	A1	1615	120,70	12,70	41,28	120,65	82,55	38,10		4,10
		TL-SH 6-B46TB	106,70	4,20	116,80	4,60	A1	1615	125,70	12,70	41,28	120,65	82,55	38,10		4,50
		TL-SH 6-B50TB	116,80	4,60	127,00	5,00	A1	1615	135,90	12,70	41,28	120,65	31,75	38,10	50,80	5,40
		TL-SH 6-B52TB	121,90	4,80	132,10	5,20	A1	1615	141,00	12,70	41,28	120,65	31,75	38,10	50,80	5,80
		TL-SH 6-B54TB	127,00	5,00	137,20	5,40	A1	1615	146,10	12,70	41,28	120,65	31,75	38,10	50,80	6,20
		TL-SH 6-B56TB	132,10	5,20	142,20	5,60	A1	1615	151,10	12,70	41,28	120,65	31,75	38,10	50,80	6,60
		TL-SH 6-B60TB	142,20	5,60	152,40	6,00	A1	2517	161,30	19,05	63,50	120,65	76,20	44,45		7,30
		TL-SH 6-B64TB	152,40	6,00	162,60	6,40	A1	2517	171,50	19,05	63,50	120,65	76,20	44,45		8,90
		TL-SH 6-B68TB	162,60	6,40	172,70	6,80	A1	2517	181,60	19,05	63,50	120,65	76,20	44,45		9,50
		TL-SH 6-B74TB	177,80	7,00	188,00	7,40	A1	2517	196,90	19,05	63,50	120,65	76,20	44,45		11,30
		TL-SH 6-B86TB	208,30	8,20	218,40	8,60	A2	2517	227,30	19,05	63,50	120,65	76,20	44,45		12,30
		TL-SH 6-B94TB	228,60	9,00	238,80	9,40	A2	2517	247,70	19,05	63,50	120,65	76,20	44,45		12,70
		TL-SH 6-B110TB	269,20	10,60	279,40	11,00	A2	2517	288,3	19,05	63,50	120,65	76,20	44,45		15,40
		TL-SH 6-B124TB	304,80	12,00	315,00	12,40	A3	2517	323,90	19,05	63,50	120,65	28,58	44,45	47,63	19,50
		TL-SH 6-B154TB	381,00	15,00	391,20	15,40	A3	2517	400,10	19,05	63,50	120,65	38,10	44,45	38,10	23,60
		TL-SH 6-B184TB	457,20	18,00	467,40	18,40	A3	2517	476,30	19,05	63,50	120,65	38,10	44,45	38,10	28,10
		TL-SH 6-B200TB	497,80	19,60	508,00	20,00	A3	3030	516,90	31,75	76,20	120,65	12,70	76,20	31,75	38,60
		TL-SH 6-B250TB	624,80	24,60	635,00	25,00	A3	3030	643,90	31,75	76,20	120,65	12,70	76,20	31,75	45,40
		TL-SH 6-B300TB	751,80	29,60	762,00	30,00	A3	3030	770,90	31,75	76,20	120,65	12,70	76,20	31,75	62,10
		TL-SH 6-B380TB	955,00	37,60	965,20	38,00	A3	3030	974,10	31,75	76,20	120,65	12,70	76,20	31,75	76,20
A/B	8	TL-SH 8-B54TB	127,00	5,00	137,20	5,40	A1	2517	146,10	19,05	63,50	158,75	47,63	44,45	66,68	7,30
		TL-SH 8-B56TB	132,10	5,20	142,20	5,60	A1	2517	151,10	19,05	63,50	158,75	47,63	44,45	66,68	7,70
		TL-SH 8-B60TB	142,20	5,60	152,40	6,00	A1	2517	161,30	19,05	63,50	158,75	47,63	44,45	66,68	8,60
		TL-SH 8-B64TB	152,40	6,00	162,60	6,40	A1	2517	171,50	19,05	63,50	158,75	47,63	44,45	66,68	9,50
		TL-SH 8-B68TB	162,60	6,40	172,70	6,80	A1	2517	181,60	19,05	63,50	158,75	47,63	44,45	66,68	11,30
		TL-SH 8-B74TB	177,80	7,00	188,00	7,40	A1	2517	196,90	19,05	63,50	158,75	47,63	44,45	66,68	13,20
		TL-SH 8-B86TB	208,30	8,20	218,40	8,60	A1	3030	227,30	31,75	76,20	158,75	25,40	76,20	57,15	16,80
		TL-SH 8-B94TB	228,60	9,00	238,80	9,40	A2	3030	252,70	31,75	76,20	158,75	25,40	76,20	57,15	18,60
		TL-SH 8-B110TB	269,20	10,60	279,40	11,00	A2	3030	288,30	31,75	76,20	158,75	25,40	76,20	57,15	23,10
		TL-SH 8-B124TB	304,80	12,00	315,00	12,40	A3	3030	323,90	31,75	76,20	158,75	25,40	76,20	57,15	25,40
		TL-SH 8-B154TB	381,00	15,00	391,20	15,40	A3	3030	400,10	31,75	76,20	158,75	25,40	76,20	57,15	31,30
		TL-SH 8-B184TB	457,20	18,00	467,40	18,40	A3	3030	476,30	31,75	76,20	158,75	25,40	76,20	57,15	44,90

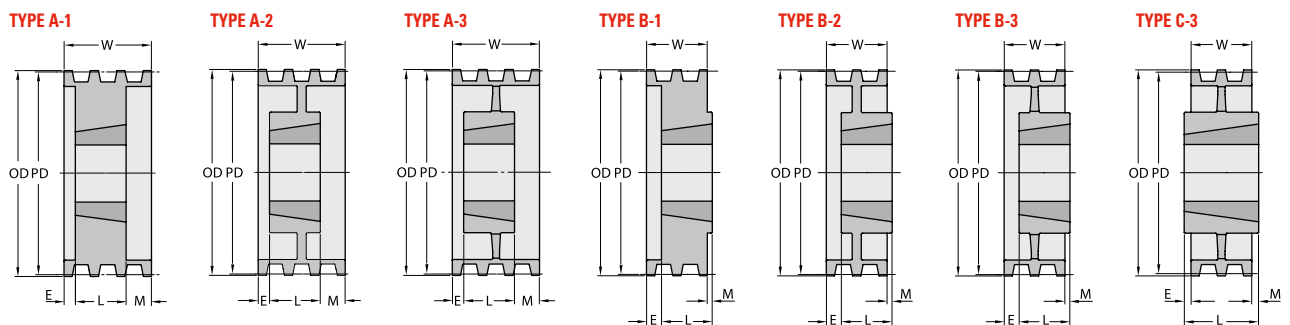
NEXT >



* Weight of Pulley only.

Note on Pulley Type: Number 1 stands for Solid type, number 2 for Web type and number 3 for Spoke type.

PROFILE	NUMBER OF GROOVES	REFERENCE	DATUM DIA V-BELT A		DATUM DIA V-BELT B		PULLEY TYPE	BUSH TYPE	OD	BORE		W	E	L	M	*WEIGHT
			mm	in	mm	in				mm	Min mm					
A/B	8	TL-SH 8-B200TB	497,80	19,60	508,00	20,00	A3	3030	516,90	31,75	76,20	158,75	25,40	76,20	57,15	52,20
		TL-SH 8-B250TB	624,80	24,60	635,00	25,00	A3	3535	643,90	50,80	88,90	158,75	19,05	88,90	50,80	65,80
		TL-SH 8-B300TB	751,80	29,60	762,00	30,00	A3	3535	770,90	50,80	88,90	158,75	19,05	88,90	50,80	77,10
		TL-SH 8-B380TB	955,00	37,60	965,20	38,00	A3	4040	974,10	44,50	101,60	158,75	28,58	101,60	28,58	117,90
A/B	10	TL-SH 10-B54TB	127,00	5,00	137,20	5,40	A1	2517	146,10	19,05	63,50	196,85	76,20	44,45	76,20	8,20
		TL-SH 10-B56TB	132,10	5,20	142,20	5,60	A1	2517	151,10	19,05	63,50	196,85	76,20	44,45	76,20	9,10
		TL-SH 10-B60TB	142,20	5,60	152,40	6,00	A1	2517	161,30	19,05	63,50	196,85	76,20	44,45	76,20	10,00
		TL-SH 10-B64TB	152,40	6,00	162,60	6,40	A1	2517	171,50	19,05	63,50	196,85	76,20	44,45	76,20	11,60
		TL-SH 10-B68TB	162,60	6,40	172,70	6,80	A1	2517	181,60	19,05	63,50	196,85	76,20	44,45	76,20	12,70
		TL-SH 10-B74TB	177,80	7,00	188,00	7,40	A1	2517	196,90	19,05	63,50	196,85	76,20	44,45	76,20	15,90
		TL-SH 10-B86TB	208,30	8,20	218,40	8,60	A1	3030	227,30	31,75	76,20	196,85	50,80	76,20	69,85	19,50
		TL-SH 10-B94TB	228,60	9,00	238,80	9,40	A2	3030	252,70	31,75	76,20	196,85	50,80	76,20	69,85	20,90
		TL-SH 10-B110TB	269,20	10,60	279,40	11,00	A2	3030	288,30	31,75	76,20	196,85	50,80	76,20	69,85	23,60



CLASSICAL SERIES. PROFILE C. TAPER BUSH

PROFILE	NUMBER OF GROOVES	REFERENCE	DATUM DIA V-BELT C		PULLEY TYPE	BUSH TYPE	OD	BORE		W	E	L	M	*WEIGHT
			mm	in				mm	Min mm					
C	2	TL-SH 2-C70TB	177,80	7,00	A1	2517	188,00	19,05	63,50	60,33	15,88	44,45		6,80
		TL-SH 2-C75TB	190,50	7,50	A1	2517	200,70	19,05	63,50	60,33	15,88	44,45		7,70
		TL-SH 2-C80TB	203,20	8,00	A1	2517	213,40	19,05	63,50	60,33	15,88	44,45		9,10
		TL-SH 2-C85TB	215,90	8,50	A2	2517	226,10	19,05	63,50	60,33	15,88	44,45		10,00
		TL-SH 2-C90TB	228,60	9,00	A2	2517	238,80	19,05	63,50	60,33	15,88	44,45		10,40
		TL-SH 2-C95TB	241,30	9,50	A2	2517	251,50	19,05	63,50	60,33	15,88	44,45		10,90
		TL-SH 2-C100TB	254,00	10,00	A2	2517	264,20	19,05	63,50	60,33	15,88	44,45		11,30
		TL-SH 2-C105TB	266,70	10,50	A2	2517	276,90	19,05	63,50	60,33	15,88	44,45		11,80
		TL-SH 2-C110TB	279,40	11,00	A2	2517	289,60	19,05	63,50	60,33	15,88	44,45		12,30
		TL-SH 2-C120TB	304,80	12,00	A2	2517	315,00	19,05	63,50	60,33	15,88	44,45		15,00
		TL-SH 2-C130TB	330,20	13,00	A3	2517	340,40	19,05	63,50	60,33	15,88	44,45		15,90
		TL-SH 2-C140TB	355,60	14,00	A3	2517	365,80	19,05	63,50	60,33	15,88	44,45		16,30
		TL-SH 2-C160TB	406,40	16,00	A3	2517	416,60	19,05	63,50	60,33	15,88	44,45		19,10
		TL-SH 2-C180TB	457,20	18,00	A3	3020	467,40	31,75	76,20	60,33		50,80	9,53	19,10
		TL-SH 2-C200TB	508,00	20,00	A3	3020	518,20	31,75	76,20	60,33		50,80	9,53	20,40
		TL-SH 2-C240TB	609,60	24,00	A3	3020	619,80	31,75	76,20	60,33		50,80	9,53	32,70

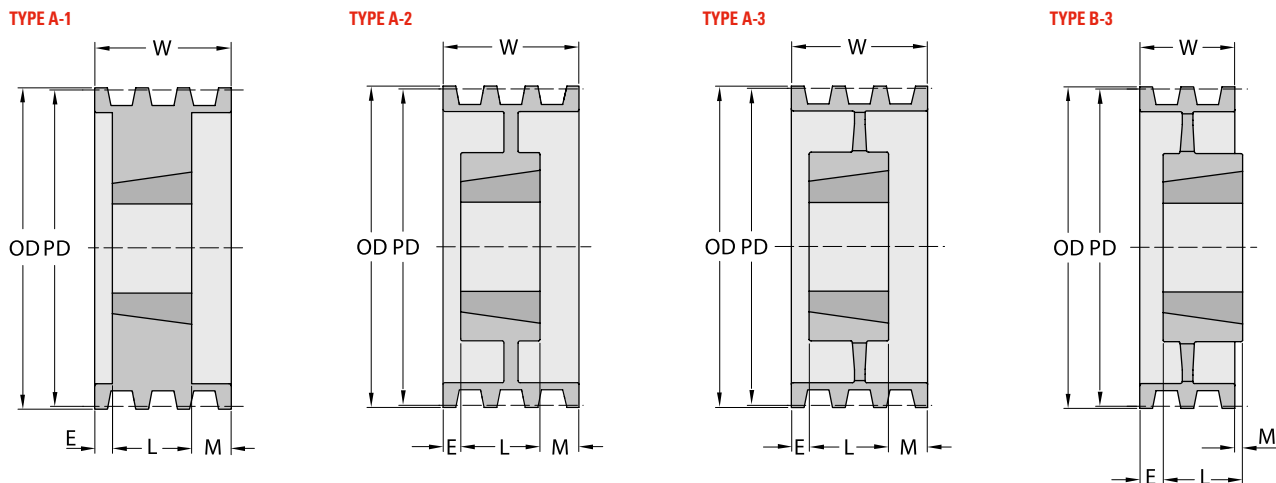
* Weight of Pulley only.

Note on Pulley Type: Number 1 stands for Solid type, number 2 for Web type and number 3 for Spoke type.

NEXT >

PROFILE	NUMBER OF GROOVES	REFERENCE	DATUM DIA V-BELT C		PULLEY TYPE	BUSH TYPE	OD	BORE		W	E	L	M	*WEIGHT
			mm	in				mm	Min mm					
C	3	TL-SH 3-C70TB	177,80	7,00	A1	2517	188,00	19,05	63,50	85,73	6,35	44,45	34,93	8,20
		TL-SH 3-C75TB	190,50	7,50	A1	2517	200,70	19,05	63,50	85,73	6,35	44,45	34,93	9,10
		TL-SH 3-C80TB	203,20	8,00	A1	2517	213,40	19,05	63,50	85,73	6,35	44,45	34,93	10,00
		TL-SH 3-C85TB	215,90	8,50	A2	2517	226,10	19,05	63,50	85,73	6,35	44,45	34,93	10,40
		TL-SH 3-C90TB	228,60	9,00	A2	2517	238,80	19,05	63,50	85,73	6,35	44,45	34,93	10,90
		TL-SH 3-C95TB	241,30	9,50	A2	2517	251,50	19,05	63,50	85,73	6,35	44,45	34,93	12,30
		TL-SH 3-C100TB	254,00	10,00	A2	2517	264,20	19,05	63,50	85,73	6,35	44,45	34,93	13,20
		TL-SH 3-C105TB	266,70	10,50	A2	2517	276,90	19,05	63,50	85,73	6,35	44,45	34,93	14,50
		TL-SH 3-C110TB	279,40	11,00	A2	2517	289,60	19,05	63,50	85,73	6,35	44,45	34,93	15,90
		TL-SH 3-C120TB	304,80	12,00	A2	3020	315,00	31,75	76,20	85,73		50,80	34,93	20,00
		TL-SH 3-C130TB	330,20	13,00	A3	3020	340,40	31,75	76,20	85,73		50,80	34,93	22,2
		TL-SH 3-C140TB	355,60	14,00	A3	3020	365,80	31,75	76,20	85,73		50,80	34,93	22,70
		TL-SH 3-C160TB	406,40	16,00	A3	3020	416,60	31,75	76,20	85,73		50,80	34,93	29,00
		TL-SH 3-C180TB	457,20	18,00	A3	3030	467,40	31,75	76,20	85,73		76,20	9,53	29,00
		TL-SH 3-C200TB	508,00	20,00	A3	3030	518,20	31,75	76,20	85,73		76,20	9,53	35,40
		TL-SH 3-C240TB	609,60	24,00	A3	3030	619,80	31,75	76,20	85,73		76,20	9,53	43,50
		TL-SH 3-C300TB	762,00	30,00	B3	3535	772,20	50,80	88,90	85,73		88,90	3,18	56,70
		TL-SH 3-C360TB	914,40	36,00	B3	3535	924,60	50,80	88,90	85,73		88,90	3,18	79,40
		C	4	TL-SH 4-C70TB	177,80	7,00	A1	2517	188,00	19,05	63,50	111,13	12,70	44,45
TL-SH 4-C75TB	190,50			7,50	A1	2517	200,70	19,05	63,50	111,13	12,70	44,45	53,98	10,40
TL-SH 4-C80TB	203,20			8,00	A1	2517	213,40	19,05	63,50	111,13	12,70	44,45	53,98	11,30
TL-SH 4-C85TB	215,90			8,50	A2	2517	226,10	19,05	63,50	111,13	12,70	44,45	53,98	11,80
TL-SH 4-C90TB	228,60			9,00	A2	2517	238,80	19,05	63,50	111,13	12,70	44,45	53,98	12,30
TL-SH 4-C95TB	241,30			9,50	A2	2517	251,50	19,05	63,50	111,13	12,70	44,45	53,98	16,30
TL-SH 4-C100TB	254,00			10,00	A2	2517	264,20	19,05	63,50	111,13	12,70	44,45	53,98	17,70
TL-SH 4-C105TB	266,70			10,50	A2	2517	276,90	19,05	63,50	111,13	12,70	44,45	53,98	19,10
TL-SH 4-C110TB	279,40			11,00	A2	2517	289,60	19,05	63,50	111,13	12,70	44,45	53,98	20,40
TL-SH 4-C120TB	304,80			12,00	A2	2517	315,00	19,05	76,20	111,13		76,20	34,93	21,30
TL-SH 4-C130TB	330,20			13,00	A3	3030	340,40	31,75	76,20	111,13		76,20	34,93	23,10
TL-SH 4-C140TB	355,60			14,00	A3	3030	365,80	31,75	76,20	111,13		76,20	34,93	24,50
TL-SH 4-C160TB	406,40			16,00	A3	3030	416,60	31,75	76,20	111,13		76,20	34,93	32,20
TL-SH 4-C180TB	457,20			18,00	A3	3030	467,40	31,75	76,20	111,13		76,20	34,93	36,70
TL-SH 4-C200TB	508,00			20,00	A3	3030	518,20	31,75	76,20	111,13		76,20	34,93	38,10
TL-SH 4-C240TB	609,60			24,00	A3	3030	619,80	31,75	76,20	111,13		76,20	34,93	52,60
TL-SH 4-C300TB	762,00			30,00	A3	3535	772,20	50,80	88,90	111,13		88,90	22,23	74,40
TL-SH 4-C360TB	914,40			36,00	A3	3535	924,60	50,80	88,90	111,13		88,90	22,23	87,10
TL-SH 4-C440TB	1117,60			44,00	A3	4040	1127,80	44,45	101,60	111,13		101,60	9,53	127,90

NEXT >



* Weight of Pulley only.

Note on Pulley Type: Number 1 stands for Solid type, number 2 for Web type and number 3 for Spoke type.



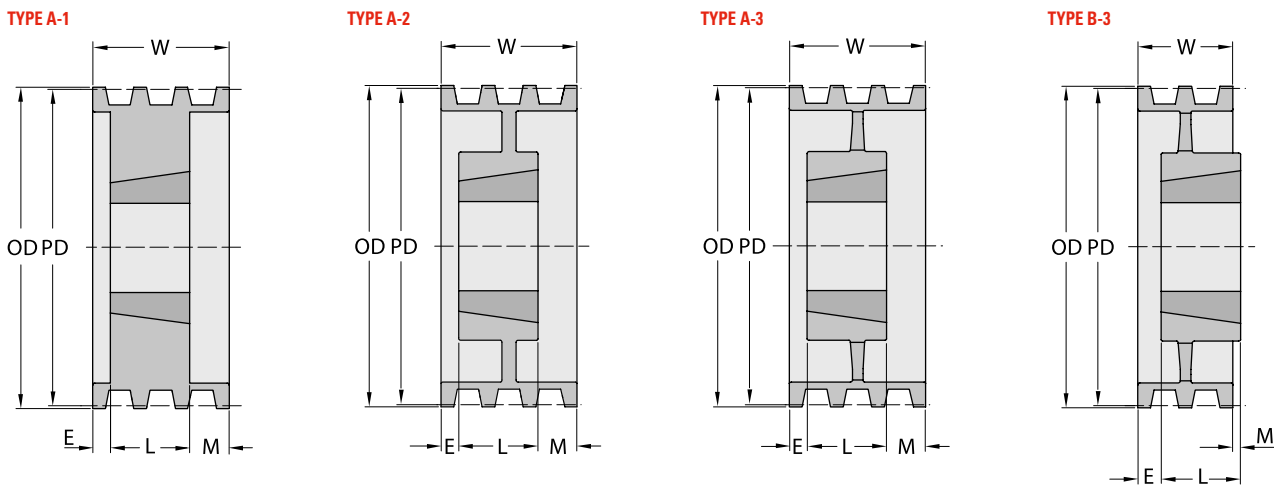
PROFILE	NUMBER OF GROOVES	REFERENCE	DATUM DIA V-BELT C		PULLEY TYPE	BUSH TYPE	OD	BORE		W	E	L	M	*WEIGHT
			mm	in				mm	Min mm					
C	5	TL-SH 5-C70TB	177,80	7,00	A1	2517	188,00	19,05	63,50	136,53	38,10	44,45	53,98	10,40
		TL-SH 5-C75TB	190,50	7,50	A1	2517	200,70	19,05	63,50	136,53	38,10	44,45	53,98	11,80
		TL-SH 5-C80TB	203,20	8,00	A1	2517	213,40	19,05	63,50	136,53	38,10	44,45	53,98	13,60
		TL-SH 5-C85TB	215,90	8,50	A1	2517	226,10	19,05	63,50	136,53	38,10	44,45	53,98	15,40
		TL-SH 5-C90TB	228,60	9,00	A2	2517	238,80	19,05	63,50	136,53	38,10	44,45	53,98	15,90
		TL-SH 5-C95TB	241,30	9,50	A2	2517	251,50	19,05	63,50	136,53	38,10	44,45	53,98	16,30
		TL-SH 5-C100TB	254,00	10,00	A2	2517	264,20	19,05	63,50	136,53	38,10	44,45	53,98	17,70
		TL-SH 5-C105TB	266,70	10,50	A2	2517	276,90	19,05	63,50	136,53	38,10	44,45	53,98	19,10
		TL-SH 5-C110TB	279,40	11,00	A2	2517	289,60	19,05	63,50	136,53	38,10	44,45	53,98	19,50
		TL-SH 5-C120TB	304,80	12,00	A2	3030	315,00	31,75	76,20	136,53	12,70	76,20	47,63	26,30
		TL-SH 5-C130TB	330,20	13,00	A3	3030	340,40	31,75	76,20	136,53	12,70	76,20	47,63	28,60
		TL-SH 5-C140TB	355,60	14,00	A3	3030	365,80	31,75	76,20	136,53	12,70	76,20	47,63	29,50
		TL-SH 5-C160TB	406,40	16,00	A3	3030	416,60	31,75	76,20	136,53	12,70	76,20	47,63	31,80
		TL-SH 5-C180TB	457,20	18,00	A3	3030	467,40	31,75	76,20	136,53	12,70	76,20	47,63	37,70
		TL-SH 5-C200TB	508,00	20,00	A3	3535	518,20	50,80	88,90	136,53		88,90	47,63	49,90
		TL-SH 5-C240TB	609,60	24,00	A3	3535	619,80	50,80	88,90	136,53		88,90	47,63	62,60
		TL-SH 5-C300TB	762,00	30,00	A3	3535	772,20	50,80	88,90	136,53		88,90	47,63	79,80
		TL-SH 5-C360TB	914,40	36,00	A3	4040	924,60	44,45	101,60	136,53	6,35	101,60	28,58	110,70
		TL-SH 5-C440TB	1117,60	44,00	A3	4040	1127,80	44,45	101,60	136,53	6,35	101,60	28,58	130,60
		C	6	TL-SH 6-C70TB	177,80	7,00	A1	3030	188,00	31,75	76,20	161,93	25,40	76,20
TL-SH 6-C75TB	190,50			7,50	A1	3030	200,70	31,75	76,20	161,93	25,40	76,20	60,33	14,10
TL-SH 6-C80TB	203,20			8,00	A1	3030	213,40	31,75	76,20	161,93	25,40	76,20	60,33	15,90
TL-SH 6-C85TB	215,90			8,50	A1	3030	226,10	31,75	76,20	161,93	25,40	76,20	60,33	18,10
TL-SH 6-C90TB	228,60			9,00	A1	3030	238,80	31,75	76,20	161,93	25,40	76,20	60,33	21,30
TL-SH 6-C95TB	241,30			9,50	A1	3030	251,50	31,75	76,20	161,93	25,40	76,20	60,33	24,00
TL-SH 6-C100TB	254,00			10,00	A1	3030	264,20	31,75	76,20	161,93	25,40	76,20	60,33	25,90
TL-SH 6-C105TB	266,70			10,50	A2	3030	276,90	31,75	76,20	161,93	25,40	76,20	60,33	26,30
TL-SH 6-C110TB	279,40			11,00	A2	3030	289,60	31,75	76,20	161,93	25,40	76,20	60,33	29,90
TL-SH 6-C120TB	304,80			12,00	A2	3030	315,00	31,75	76,20	161,93	25,40	76,20	60,33	31,80
TL-SH 6-C130TB	330,20			13,00	A3	3030	340,40	31,75	76,20	161,93	25,40	76,20	60,33	34,00
TL-SH 6-C140TB	355,60			14,00	A3	3535	365,80	50,80	88,90	161,93	12,70	88,90	60,33	36,30
TL-SH 6-C160TB	406,40			16,00	A3	3535	416,60	50,80	88,90	161,93	12,70	88,90	60,33	39,50
TL-SH 6-C180TB	457,20			18,00	A3	3535	467,40	50,80	88,90	161,93	12,70	88,90	60,33	46,30
TL-SH 6-C200TB	508,00			20,00	A3	3535	518,20	50,80	88,90	161,93	12,70	88,90	60,33	57,20
TL-SH 6-C240TB	609,60			24,00	A3	3535	619,80	50,80	88,90	161,93	12,70	88,90	60,33	68,00
TL-SH 6-C300TB	762,00			30,00	A3	4040	772,20	44,45	101,60	161,93	25,40	101,60	34,93	102,50
TL-SH 6-C360TB	914,40			36,00	A3	4040	924,60	44,45	101,60	161,93	25,40	101,60	34,93	122,50
TL-SH 6-C440TB	1117,60			44,00	A3	4040	1127,80	44,45	101,60	161,93	25,40	101,60	34,93	145,20
C	8			TL-SH 8-C80TB	203,20	8,00	A1	3030	213,40	31,75	76,20	212,73	50,80	76,20
		TL-SH 8-C85TB	215,90	8,50	A1	3030	226,10	31,75	76,20	212,73	50,80	76,20	85,73	21,30
		TL-SH 8-C90TB	228,60	9,00	A1	3535	238,80	50,80	88,90	212,73	38,10	88,90	85,73	29,00
		TL-SH 8-C95TB	241,30	9,50	A1	3535	251,50	50,80	88,90	212,73	38,10	88,90	85,73	30,40
		TL-SH 8-C100TB	254,00	10,00	A1	3535	264,20	50,80	88,90	212,73	38,10	88,90	85,73	31,80
		TL-SH 8-C105TB	266,70	10,50	A1	3535	276,90	50,80	88,90	212,73	38,10	88,90	85,73	38,10
		TL-SH 8-C110TB	279,40	11,00	A1	3535	289,60	50,80	88,90	212,73	38,10	88,90	85,73	39,50
		TL-SH 8-C120TB	304,80	12,00	A2	3535	315,00	50,80	88,90	212,73	38,10	88,90	85,73	40,80
		TL-SH 8-C130TB	330,20	13,00	A2	3535	340,40	50,80	88,90	212,73	38,10	88,90	85,73	44,00
		TL-SH 8-C140TB	355,60	14,00	A2	3535	365,80	50,80	88,90	212,73	38,10	88,90	85,73	47,60
		TL-SH 8-C160TB	406,40	16,00	A3	3535	416,60	50,80	88,90	212,73	38,10	88,90	85,73	52,20
		TL-SH 8-C180TB	457,20	18,00	A3	4040	467,40	44,45	101,60	212,73	38,10	101,60	73,03	62,10
		TL-SH 8-C200TB	508,00	20,00	A3	4040	518,20	44,45	101,60	212,73	38,10	101,60	73,03	81,70
		TL-SH 8-C240TB	609,60	24,00	A3	4040	619,80	44,45	101,60	212,73	38,10	101,60	73,03	93,00
		TL-SH 8-C300TB	762,00	30,00	A3	4040	772,20	44,45	101,60	212,73	38,10	101,60	73,03	119,30
		TL-SH 8-C360TB	914,40	36,00	A3	4545	924,60	57,15	114,30	212,73	31,75	114,30	66,68	155,60
		TL-SH 8-C440TB	1117,60	44,00	A3	4545	1127,80	57,15	114,30	212,73	31,75	114,30	66,68	196,00

* Weight of Pulley only.

Note on Pulley Type: Number 1 stands for Solid type, number 2 for Web type and number 3 for Spoke type.

NEXT >

PROFILE	NUMBER OF GROOVES	REFERENCE	DATUM DIA V-BELT C		PULLEY TYPE	BUSH TYPE	OD	BORE		W	E	L	M	*WEIGHT
			mm	in				mm	Min mm					
C	10	TL-SH 10-C90TB	228,60	9,00	A1	4545	238,80	57,15	114,30	263,53	38,10	114,30	111,13	25,90
		TL-SH 10-C95TB	241,30	9,50	A1	4545	251,50	57,15	114,30	263,53	38,10	114,30	111,13	29,90
		TL-SH 10-C100TB	254,00	10,00	A1	4545	264,20	57,15	114,30	263,53	38,10	114,30	111,13	34,90
		TL-SH 10-C105TB	266,70	10,50	A1	4545	276,90	57,15	114,30	263,53	38,10	114,30	111,13	39,50
		TL-SH 10-C110TB	279,40	11,00	A1	4545	289,60	57,15	114,30	263,53	38,10	114,30	111,13	44,50
		TL-SH 10-C120TB	304,80	12,00	A1	4545	315,00	57,15	114,30	263,53	38,10	114,30	111,13	54,90
		TL-SH 10-C130TB	330,20	13,00	A1	4545	340,40	57,15	114,30	263,53	50,80	114,30	98,43	66,20
		TL-SH 10-C140TB	355,60	14,00	A2	4545	365,80	57,15	114,30	263,53	50,80	114,30	98,43	78,50
		TL-SH 10-C160TB	406,40	16,00	A2	4545	416,60	57,15	114,30	263,53	50,80	114,30	98,43	105,70
		TL-SH 10-C180TB	457,20	18,00	A2	4545	467,40	57,15	114,30	263,53	50,80	114,30	98,43	79,80
		TL-SH 10-C200TB	508,00	20,00	A3	4545	518,20	57,15	114,30	263,53	50,80	114,30	98,43	91,20
		TL-SH 10-C240TB	609,60	24,00	A3	4545	619,80	57,15	114,30	263,53	50,80	114,30	98,43	110,20
		TL-SH 10-C300TB	762,00	30,00	A3	4545	772,20	57,15	114,30	263,53	50,80	114,30	98,43	145,20
		TL-SH 10-C360TB	914,40	36,00	A3	4545	924,60	57,15	114,30	263,53	50,80	114,30	98,43	210,50
		TL-SH 10-C440TB	1117,60	44,00	A3	4545	1127,80	57,15	114,30	263,53	50,80	114,30	98,43	230,40
		C	12	TL-SH 12-C90TB	228,60	9,00	A1	4040	238,80	44,45	101,60	314,33	88,90	101,60
TL-SH 12-C95TB	241,30			9,50	A1	4040	251,50	44,45	101,60	314,33	88,90	101,60	123,83	34,00
TL-SH 12-C100TB	254,00			10,00	A1	4040	264,20	44,45	101,60	314,33	88,90	101,60	123,83	38,60
TL-SH 12-C105TB	266,70			10,50	A1	4040	276,90	44,45	101,60	314,33	88,90	101,60	123,83	43,10
TL-SH 12-C110TB	279,40			11,00	A1	4040	289,60	44,45	101,60	314,33	88,90	101,60	123,83	47,20
TL-SH 12-C120TB	304,80			12,00	A1	4040	315,00	44,45	101,60	314,33	88,90	101,60	123,83	57,20
TL-SH 12-C130TB	330,20			13,00	A1	4545	340,40	57,15	114,30	314,33	76,20	114,30	123,83	70,80
TL-SH 12-C140TB	355,60			14,00	A1	4545	365,80	57,15	114,30	314,33	76,20	114,30	123,83	83,50



* Weight of Pulley only.

Note on Pulley Type: Number 1 stands for Solid type, number 2 for Web type and number 3 for Spoke type.



CLASSICAL SERIES. PROFILE D. TAPER BUSH

PROFILE	NUMBER OF GROOVES	REFERENCE	DATUM DIA V-BELT D		PULLEY TYPE	BUSH TYPE	OD	BORE		W	E	L	M	*WEIGHT
			mm	in				mm	Min mm					
D	4	TL-SH 4-D120TB	304,80	12,00	A2	3535	320,00	50,80	88,90	153,99	19,05	88,90	46,04	28,60
		TL-SH 4-D130TB	330,20	13,00	A2	3535	345,40	50,80	88,90	153,99	19,05	88,90	46,04	33,10
		TL-SH 4-D135TB	342,90	13,50	A2	3535	358,10	50,80	88,90	153,99	19,05	88,90	46,04	35,40
		TL-SH 4-D140TB	355,60	14,00	A2	3535	370,80	50,80	88,90	153,99	19,05	88,90	46,04	37,70
		TL-SH 4-D145TB	368,30	14,50	A2	3535	383,50	50,80	88,90	153,99	19,05	88,90	46,04	42,60
		TL-SH 4-D150TB	381,00	15,00	A2	3535	396,20	50,80	88,90	153,99	19,05	88,90	46,04	42,60
		TL-SH 4-D155TB	393,70	15,50	A2	3535	408,90	50,80	88,90	153,99	19,05	88,90	46,04	44,90
		TL-SH 4-D160TB	406,40	16,00	A2	3535	421,60	50,80	88,90	153,99	19,05	88,90	46,04	47,20
		TL-SH 4-D180TB	457,20	18,00	A2	3535	472,40	50,80	88,90	153,99	19,05	88,90	46,04	49,40
		TL-SH 4-D220TB	558,80	22,00	A3	4040	574,00	44,45	101,60	153,99	19,05	101,60	33,34	64,40
TL-SH 4-D270TB	685,80	27,00	A3	4040	701,00	44,45	101,60	153,99	19,05	101,60	33,34	82,60		
D	5	TL-SH 5-D120TB	304,80	12,00	A1	4040	320,00	44,45	101,60	190,50	6,35	101,60	69,85	37,20
		TL-SH 5-D130TB	330,20	13,00	A2	4040	345,40	44,45	101,60	190,50	19,05	101,60	69,85	39,50
		TL-SH 5-D135TB	342,90	13,50	A2	4040	358,10	44,45	101,60	190,50	19,05	101,60	69,85	41,70
		TL-SH 5-D140TB	355,60	14,00	A2	4040	370,80	44,45	101,60	190,50	19,05	101,60	69,85	44,00
		TL-SH 5-D145TB	368,30	14,50	A2	4040	383,50	44,45	101,60	190,50	19,05	101,60	69,85	46,30
		TL-SH 5-D150TB	381,00	15,00	A2	4040	396,20	44,45	101,60	190,50	19,05	101,60	69,85	48,50
		TL-SH 5-D155TB	393,70	15,50	A2	4040	408,90	44,45	101,60	190,50	19,05	101,60	69,85	50,80
		TL-SH 5-D160TB	406,40	16,00	A2	4040	421,60	44,45	101,60	190,50	19,05	101,60	69,85	50,80
		TL-SH 5-D180TB	457,20	18,00	A3	4040	472,40	44,45	101,60	190,50	25,40	101,60	63,50	59,90
		TL-SH 5-D220TB	558,80	22,00	A3	4040	574,00	44,45	101,60	190,50	25,40	101,60	63,50	73,50
TL-SH 5-D270TB	685,80	27,00	A3	4040	701,00	44,45	101,60	190,50	25,40	101,60	63,50	93,90		
D	6	TL-SH 6-D120TB	304,80	12,00	A1	4040	320,00	44,45	101,60	227,01	25,40	101,60	100,01	45,40
		TL-SH 6-D130TB	330,20	13,00	A2	4040	345,40	44,45	101,60	227,01	38,10	101,60	87,31	45,40
		TL-SH 6-D135TB	342,90	13,50	A2	4040	358,10	44,45	101,60	227,01	38,10	101,60	87,31	48,50
		TL-SH 6-D140TB	355,60	14,00	A2	4040	370,80	44,45	101,60	227,01	38,10	101,60	87,31	50,80
		TL-SH 6-D145TB	368,30	14,50	A2	4040	383,50	44,45	101,60	227,01	38,10	101,60	87,31	53,10
		TL-SH 6-D150TB	381,00	15,00	A2	4040	396,20	44,45	101,60	227,01	38,10	101,60	87,31	55,30
		TL-SH 6-D155TB	393,70	15,50	A2	4040	408,90	44,45	101,60	227,01	38,10	101,60	87,31	57,60
		TL-SH 6-D160TB	406,40	16,00	A2	4040	421,60	44,45	101,60	227,01	38,10	101,60	87,31	79,40
		TL-SH 6-D180TB	457,20	18,00	A2	4040	472,40	44,45	101,60	227,01	38,10	101,60	87,31	83,90
		TL-SH 6-D220TB	558,80	22,00	A3	4040	574,00	44,45	101,60	227,01	38,10	101,60	87,31	95,30
TL-SH 6-D270TB	685,80	27,00	A3	4545	701,00	57,15	114,30	227,01	44,45	114,30	68,26	117,90		
TL-SH 6-D330TB	838,20	33,00	A3	4545	853,40	57,15	114,30	227,01	44,45	114,30	68,26	154,20		
D	8	TL-SH 8-D120TB	304,80	12,00	A1	4545	320,00	57,15	114,30	300,04	12,70	114,30	173,04	56,70
		TL-SH 8-D130TB	330,20	13,00	A1	4545	345,40	57,15	114,30	300,04	12,70	114,30	173,04	70,30
		TL-SH 8-D135TB	342,90	13,50	A2	4545	358,10	57,15	114,30	300,04	25,40	114,30	160,34	68,00
		TL-SH 8-D140TB	355,60	14,00	A1	4545	370,80	57,15	114,30	300,04	25,40	114,30	160,34	70,30
		TL-SH 8-D145TB	368,30	14,50	A2	4545	383,50	57,15	114,30	300,04	50,80	114,30	134,94	70,30
		TL-SH 8-D150TB	381,00	15,00	A2	4545	396,20	57,15	114,30	300,04	50,80	114,30	134,94	61,20
		TL-SH 8-D155TB	393,70	15,50	A2	4545	408,90	57,15	114,30	300,04	50,80	114,30	134,94	74,80
		TL-SH 8-D160TB	406,40	16,00	A2	4545	421,60	57,15	114,30	300,04	50,80	114,30	134,94	74,80
		TL-SH 8-D180TB	457,20	18,00	A2	4545	472,40	57,15	114,30	300,04	69,85	114,30	115,89	81,70
		TL-SH 8-D220TB	558,80	22,00	A3	4545	574,00	57,15	114,30	300,04	69,85	114,30	115,89	124,70
TL-SH 8-D270TB	685,80	27,00	A3	4545	701,00	57,15	114,30	300,04	69,85	114,30	115,89	156,50		
TL-SH 8-D330TB	838,20	33,00	A3	4545	853,40	57,15	114,30	300,04	69,85	114,30	115,89	206,40		
D	10	TL-SH 10-D120TB	304,80	12,00	A1	4545	320,00	57,15	114,30	373,06	60,33	114,30	198,44	63,50
		TL-SH 10-D130TB	330,20	13,00	A1	4545	345,40	57,15	114,30	373,06	60,33	114,30	198,44	77,10
		TL-SH 10-D135TB	342,90	13,50	A2	4545	358,10	57,15	114,30	373,06	60,33	114,30	198,44	77,10
		TL-SH 10-D140TB	355,60	14,00	A2	4545	370,80	57,15	114,30	373,06	60,33	114,30	198,44	79,40
		TL-SH 10-D145TB	368,30	14,50	A2	4545	383,50	57,15	114,30	373,06	60,33	114,30	198,44	81,70

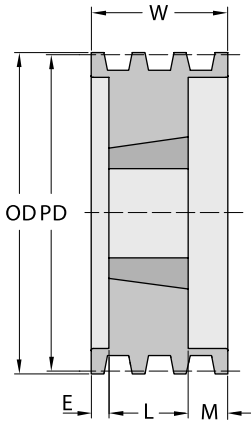
* Weight of Pulley only.

Note on Pulley Type: Number 1 stands for Solid type, number 2 for Web type and number 3 for Spoke type.

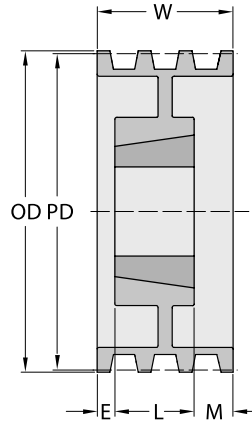
NEXT >

PROFILE	NUMBER OF GROOVES	REFERENCE	DATUM DIA V-BELT D		PULLEY TYPE	BUSH TYPE	OD	BORE		W	E	L	M	*WEIGHT
			mm	in				mm	Min mm					
		TL-SH 10-D150TB	381,00	15,00	A2	4545	396,20	57,15	114,30	373,06	60,33	114,30	198,44	88,50
		TL-SH 10-D155TB	393,70	15,50	A2	4545	408,90	57,15	114,30	373,06	60,33	114,30	198,44	79,40
		TL-SH 10-D160TB	406,40	16,00	A2	4545	421,60	57,15	114,30	373,06	60,33	114,30	198,44	88,50
		TL-SH 10-D180TB	457,20	18,00	A2	4545	472,40	57,15	114,30	373,06	101,60	114,30	157,16	88,50
		TL-SH 10-D220TB	558,80	22,00	A3	4545	574,00	57,15	114,30	373,06	101,60	114,30	157,16	154,20
		TL-SH 10-D270TB	685,80	27,00	A3	4545	701,00	57,15	114,30	373,06	101,60	114,30	157,16	188,20
		TL-SH 10-D330TB	838,20	33,00	A3	4545	853,40	57,15	114,30	373,06	107,95	114,30	150,81	220,00

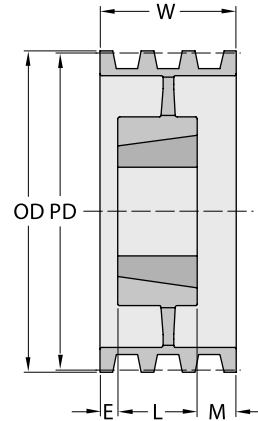
TYPE A-1



TYPE A-2



TYPE A-3

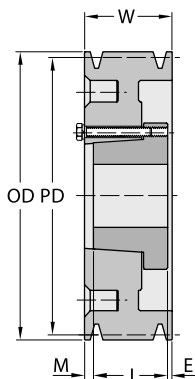


CLASSICAL SERIES. PROFILE A/B. QD BUSH

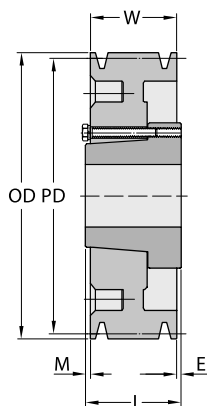
PROFILE	NUMBER OF GROOVES	REFERENCE	DATUM DIA V-BELT A		DATUM DIA V-BELT B		PULLEY TYPE	BUSH TYPE	OD	BORE		W	E	L	M	*WEIGHT
			mm	in	mm	in				mm	Min mm					
A/B	1	TL-SH 1-B34SH	76,20	3,00	86,40	3,40	E1	SH	95,25	12,70	41,28	22,23	5,56	33,34	16,67	0,90
		TL-SH 1-B36SH	81,30	3,20	91,40	3,60	D1	SH	100,33	12,70	41,28	22,23	15,08	33,34	3,97	1,00
		TL-SH 1-B38SH	86,40	3,40	96,50	3,80	D1	SH	105,41	12,70	41,28	22,23	15,08	33,34	3,97	1,10
		TL-SH 1-B40SH	91,40	3,60	101,60	4,00	C1	SH	110,49	12,70	41,28	22,23	8,73	33,34	2,38	1,20
		TL-SH 1-B42SH	96,50	3,80	106,70	4,20	C1	SH	115,57	12,70	41,28	22,23	8,73	33,34	2,38	1,30
		TL-SH 1-B44SH	101,60	4,00	111,80	4,40	C1	SH	120,65	12,70	41,28	22,23	8,73	33,34	2,38	1,50
		TL-SH 1-B46SDS	106,70	4,20	116,80	4,60	C1	SDS	125,73	12,70	50,80	22,23	8,73	33,34	2,38	1,80
		TL-SH 1-B48SDS	111,80	4,40	121,90	4,80	C1	SDS	130,81	12,70	50,80	22,23	8,73	33,34	2,38	2,00
		TL-SH 1-B50SDS	116,80	4,60	127,00	5,00	C1	SDS	135,89	12,70	50,80	22,23	8,73	33,34	2,38	2,10
		TL-SH 1-B52SDS	121,90	4,80	132,10	5,20	C1	SDS	140,97	12,70	50,80	22,23	8,73	33,34	2,38	2,30
		TL-SH 1-B54SDS	127,00	5,00	137,20	5,40	C1	SDS	146,05	12,70	50,80	22,23	8,73	33,34	2,38	2,40

NEXT >

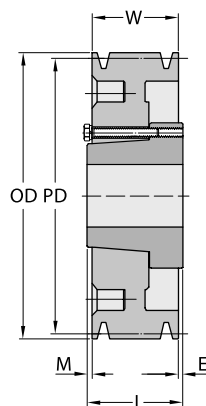
TYPE A



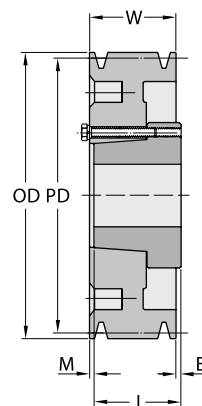
TYPE B



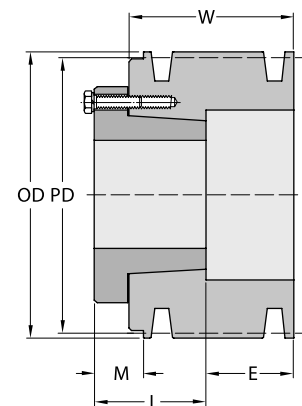
TYPE C



TYPE D



TYPE E



* Weight of Pulley only.

Note on Pulley Type: Number 1 stands for Solid type, number 2 for Web type and number 3 for Spoke type.

PROFILE	NUMBER OF GROOVES	REFERENCE	DATUM DIA V-BELT A		DATUM DIA V-BELT B		PULLEY TYPE	BUSH TYPE	OD	BORE		W	E	L	M	*WEIGHT
			mm	in	mm	in				mm	Min mm					
A/B	1	TL-SH 1-B56SDS	132,10	5,20	142,20	5,60	C1	SDS	151,13	12,70	50,80	22,23	8,73	33,34	2,38	2,50
		TL-SH 1-B58SDS	137,20	5,40	147,30	5,80	C2	SDS	156,21	12,70	50,80	22,23	8,73	33,34	2,38	2,70
		TL-SH 1-B60SDS	142,20	5,60	152,40	6,00	C2	SDS	161,29	12,70	50,80	22,23	8,73	33,34	2,38	2,80
		TL-SH 1-B62SDS	147,30	5,80	157,50	6,20	C2	SDS	166,37	12,70	50,80	22,23	8,73	33,34	2,38	3,00
		TL-SH 1-B64SDS	152,40	6,00	162,60	6,40	C2	SDS	171,45	12,70	50,80	22,23	8,73	33,34	2,38	3,10
		TL-SH 1-B66SDS	157,50	6,20	167,60	6,60	C2	SDS	176,53	12,70	50,80	22,23	8,73	33,34	2,38	3,30
		TL-SH 1-B68SDS	162,60	6,40	172,70	6,80	C3	SDS	181,61	12,70	50,80	22,23	8,73	33,34	2,38	3,40
		TL-SH 1-B70SDS	167,60	6,60	177,80	7,00	C3	SDS	186,69	12,70	50,80	22,23	8,73	33,34	2,38	3,50
		TL-SH 1-B74SDS	177,80	7,00	188,00	7,40	D3	SDS	196,85	12,70	50,80	25,40	13,49	33,34	5,56	4,00
		TL-SH 1-B80SDS	193,00	7,60	203,20	8,00	D3	SDS	212,09	12,70	50,80	25,40	13,49	33,34	5,56	4,40
		TL-SH 1-B86SDS	208,30	8,20	218,40	8,60	D3	SDS	227,33	12,70	50,80	25,40	13,49	33,34	5,56	4,50
		TL-SH 1-B94SDS	228,60	9,00	238,80	9,40	D3	SDS	247,65	12,70	50,80	25,40	13,49	33,34	5,56	4,80
		TL-SH 1-B110SDS	269,20	10,60	279,40	11,00	D3	SDS	288,29	12,70	50,80	25,40	13,49	33,34	5,56	5,00
		TL-SH 1-B124SDS	304,80	12,00	315,00	12,40	D3	SDS	323,85	12,70	50,80	25,40	13,49	33,34	5,56	5,40
		TL-SH 1-B136SDS	335,30	13,20	345,40	13,60	D3	SDS	354,33	12,70	50,80	25,40	13,49	33,34	5,56	6,40
		TL-SH 1-B154SK	381,00	15,00	391,20	15,40	C3	SK	400,05	12,70	66,68	25,40	16,67	49,21	7,14	7,30
		TL-SH 1-B160SK	396,20	15,60	406,40	16,00	C3	SK	415,29	12,70	66,68	25,40	16,67	49,21	7,14	7,50
		TL-SH 1-B184SK	457,20	18,00	467,40	18,40	C3	SK	476,25	12,70	66,68	25,40	16,67	49,21	7,14	8,20
		TL-SH 1-B200SK	497,80	19,60	508,00	20,00	C3	SK	516,89	12,70	66,68	25,40	16,67	49,21	7,14	9,10
		A/B	2	TL-SH 2-B34SH	76,20	3,00	86,40	3,40	E1	SH	95,25	12,70	41,28	44,45	27,78	33,34
TL-SH 2-B36SH	81,30			3,20	91,40	3,60	D1	SH	100,33	12,70	41,28	44,45	11,91	33,34	23,02	1,50
TL-SH 2-B38SH	86,40			3,40	96,50	3,80	D1	SH	105,41	12,70	41,28	44,45	11,91	33,34	23,02	1,80
TL-SH 2-B40SH	91,40			3,60	101,60	4,00	A1	SH	110,49	12,70	41,28	44,45	0,79	33,34	10,32	1,90
TL-SH 2-B42SH	96,50			3,80	106,70	4,20	A1	SH	115,57	12,70	41,28	44,45	0,79	33,34	10,32	2,00
TL-SH 2-B44SH	101,60			4,00	111,80	4,40	A1	SH	120,65	12,70	41,28	44,45	0,79	33,34	10,32	2,10
TL-SH 2-B46SDS	106,70			4,20	116,80	4,60	A1	SDS	125,73	12,70	50,80	44,45	0,79	33,34	10,32	2,30
TL-SH 2-B48SDS	111,80			4,40	121,90	4,80	A1	SDS	130,81	12,70	50,80	44,45	0,79	33,34	10,32	2,50
TL-SH 2-B50SDS	116,80			4,60	127,00	5,00	A1	SDS	135,89	12,70	50,80	44,45	0,79	33,34	10,32	2,70
TL-SH 2-B52SDS	121,90			4,80	132,10	5,20	A1	SDS	140,97	12,70	50,80	44,45	0,79	33,34	10,32	2,90
TL-SH 2-B54SDS	127,00			5,00	137,20	5,40	A1	SDS	146,05	12,70	50,80	44,45	0,79	33,34	10,32	3,00
TL-SH 2-B56SDS	132,10			5,20	142,20	5,60	A2	SDS	151,13	12,70	50,80	44,45	0,79	33,34	10,32	3,10
TL-SH 2-B58SDS	137,20			5,40	147,30	5,80	A2	SDS	156,21	12,70	50,80	44,45	0,79	33,34	10,32	3,30
TL-SH 2-B60SDS	142,20			5,60	152,40	6,00	A2	SDS	161,29	12,70	50,80	44,45	0,79	33,34	10,32	3,40
TL-SH 2-B62SDS	147,30			5,80	157,50	6,20	A2	SDS	166,37	12,70	50,80	44,45	0,79	33,34	10,32	3,50
TL-SH 2-B64SDS	152,40			6,00	162,60	6,40	A2	SDS	171,45	12,70	50,80	44,45	0,79	33,34	10,32	3,70
TL-SH 2-B66SDS	157,50			6,20	167,60	6,60	A2	SDS	176,53	12,70	50,80	44,45	0,79	33,34	10,32	3,90
TL-SH 2-B68SDS	162,60			6,40	172,70	6,80	A3	SDS	181,61	12,70	50,80	44,45	0,79	33,34	10,32	4,10
TL-SH 2-B70SK	167,60			6,60	177,80	7,00	D1	SK	186,69	12,70	66,68	44,45	8,73	49,21	3,97	4,20
TL-SH 2-B74SK	177,80			7,00	188,00	7,40	D3	SK	196,85	12,70	66,68	44,45	8,73	49,21	3,97	4,80
TL-SH 2-B80SK	193,00			7,60	203,20	8,00	D3	SK	212,09	12,70	66,68	44,45	8,73	49,21	3,97	5,00
TL-SH 2-B86SK	208,30			8,20	218,40	8,60	D3	SK	227,33	12,70	66,68	44,45	8,73	49,21	3,97	5,30
TL-SH 2-B94SK	228,60			9,00	238,80	9,40	D3	SK	247,65	12,70	66,68	44,45	8,73	49,21	3,97	5,90
TL-SH 2-B110SK	269,20			10,60	279,40	11,00	D3	SK	288,29	12,70	66,68	44,45	8,73	49,21	3,97	6,40
TL-SH 2-B124SK	304,80			12,00	315,00	12,40	D3	SK	323,85	12,70	66,68	44,45	8,73	49,21	3,97	8,20
TL-SH 2-B136SK	335,30			13,20	345,40	13,60	D3	SK	354,33	12,70	66,68	44,45	8,73	49,21	3,97	9,10
TL-SH 2-B154SK	381,00			15,00	391,20	15,40	D3	SK	400,05	12,70	66,68	44,45	8,73	49,21	3,97	10,40
TL-SH 2-B160SK	396,20			15,60	406,40	16,00	D3	SK	415,29	12,70	66,68	44,45	8,73	49,21	3,97	10,90
TL-SH 2-B184SK	457,20			18,00	467,40	18,40	D3	SK	476,25	12,70	66,68	44,45	8,73	49,21	3,97	13,20
TL-SH 2-B200SF	497,80			19,60	508,00	20,00	D3	SF	516,89	12,70	74,61	44,45	11,91	52,39	3,97	15,00
TL-SH 2-B250SF	624,80	24,60	635,00	25,00	D3	SF	643,89	12,70	74,61	44,45	11,91	52,39	3,97	18,60		
TL-SH 2-B300SF	751,80	29,60	762,00	30,00	D3	SF	770,89	12,70	74,61	44,45	11,91	52,39	3,97	23,10		
TL-SH 2-B380SF	955,00	37,60	965,20	38,00	D3	SF	974,09	12,70	74,61	44,45	11,91	52,39	3,97	29,00		
A/B	3	TL-SH 3-B34SH	76,20	3,00	86,40	3,40	E1	SH	95,25	12,70	41,28	63,50	30,96	33,34	16,67	2,00
		TL-SH 3-B36SH	81,30	3,20	91,40	3,60	D1	SH	100,33	12,70	41,28	63,50	11,91	33,34	42,07	2,10
		TL-SH 3-B38SH	86,40	3,40	96,50	3,80	D1	SH	105,41	12,70	41,28	63,50	11,91	33,34	42,07	2,40
		TL-SH 3-B40SH	91,40	3,60	101,60	4,00	D1	SH	110,49	12,70	41,28	63,50	11,91	33,34	42,07	2,50

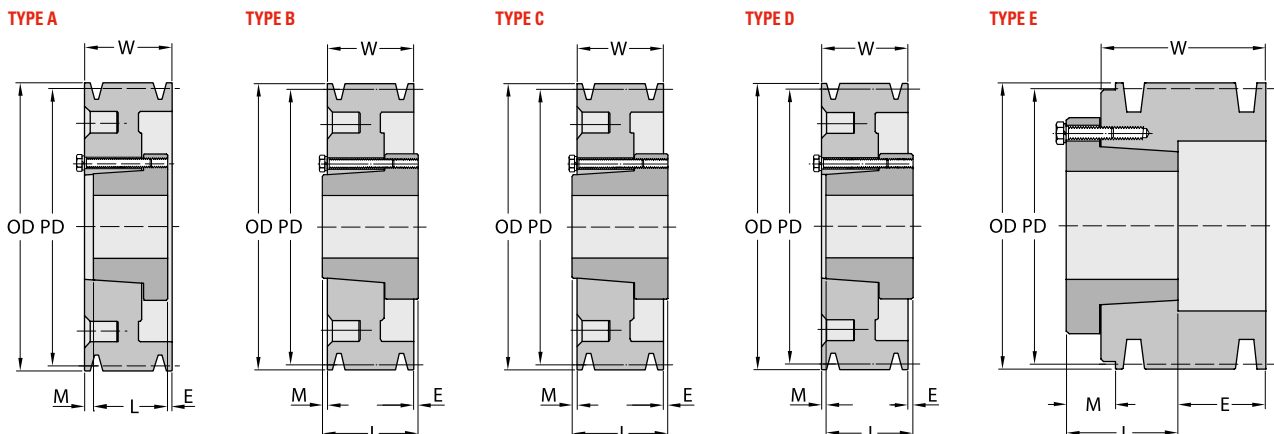
* Weight of Pulley only.

Note on Pulley Type: Number 1 stands for Solid type, number 2 for Web type and number 3 for Spoke type.

NEXT >

PROFILE	NUMBER OF GROOVES	REFERENCE	DATUM DIA V-BELT A		DATUM DIA V-BELT B		PULLEY TYPE	BUSH TYPE	OD	BORE		W	E	L	M	*WEIGHT
			mm	in	mm	in				mm	Min mm					
		TL-SH 3-B42SH	96,50	3,80	106,70	4,20	D1	SH	115,57	12,70	41,28	63,50	11,91	33,34	42,07	2,70
		TL-SH 3-B44SH	101,60	4,00	111,80	4,40	D1	SH	120,65	12,70	41,28	63,50	11,91	33,34	42,07	2,90
		TL-SH 3-B46SD	106,70	4,20	116,80	4,60	A1	SD	125,73	12,70	50,80	63,50	10,32	46,04	7,14	3,00
		TL-SH 3-B48SD	111,80	4,40	121,90	4,80	A1	SD	130,81	12,70	50,80	63,50	10,32	46,04	7,14	3,20
		TL-SH 3-B50SD	116,80	4,60	127,00	5,00	A1	SD	135,89	12,70	50,80	63,50	10,32	46,04	7,14	3,40
		TL-SH 3-B52SD	121,90	4,80	132,10	5,20	A1	SD	140,97	12,70	50,80	63,50	10,32	46,04	7,14	3,50
		TL-SH 3-B54SD	127,00	5,00	137,20	5,40	A1	SD	146,05	12,70	50,80	63,50	10,32	46,04	7,14	3,70
		TL-SH 3-B56SD	132,10	5,20	142,20	5,60	A1	SD	151,13	12,70	50,80	63,50	10,32	46,04	7,14	3,90
		TL-SH 3-B58SD	137,20	5,40	147,30	5,80	A1	SD	156,21	12,70	50,80	63,50	10,32	46,04	7,14	4,00
		TL-SH 3-B60SD	142,20	5,60	152,40	6,00	A1	SD	161,29	12,70	50,80	63,50	10,32	46,04	7,14	4,10
		TL-SH 3-B62SD	147,30	5,80	157,50	6,20	A1	SD	166,37	12,70	50,80	63,50	10,32	46,04	7,14	4,30
		TL-SH 3-B64SD	152,40	6,00	162,60	6,40	A1	SD	171,45	12,70	50,80	63,50	10,32	46,04	7,14	4,40
		TL-SH 3-B66SD	157,50	6,20	167,60	6,60	A1	SD	176,53	12,70	50,80	63,50	10,32	46,04	7,14	4,50
		TL-SH 3-B68SD	162,60	6,40	172,70	6,80	B3	SD	181,61	12,70	50,80	63,50	10,32	46,04	7,14	4,80
		TL-SH 3-B70SK	167,60	6,60	177,80	7,00	D1	SK	186,69	12,70	66,68	63,50	2,38	49,21	16,67	5,00
		TL-SH 3-B74SK	177,80	7,00	188,00	7,40	D3	SK	196,85	12,70	66,68	63,50	2,38	49,21	16,67	5,40
		TL-SH 3-B80SK	193,00	7,60	203,20	8,00	D3	SK	212,09	12,70	66,68	63,50	2,38	49,21	16,67	5,70
		TL-SH 3-B86SK	208,30	8,20	218,40	8,60	D3	SK	227,33	12,70	66,68	63,50	2,38	49,21	16,67	5,90
		TL-SH 3-B94SK	228,60	9,00	238,80	9,40	D3	SK	247,65	12,70	66,68	63,50	2,38	49,21	16,67	7,30
		TL-SH 3-B110SK	269,20	10,60	279,40	11,00	D3	SK	288,29	12,70	66,68	63,50	2,38	49,21	16,67	8,60
		TL-SH 3-B124SK	304,80	12,00	315,00	12,40	D3	SK	323,85	12,70	66,68	63,50	2,38	49,21	16,67	10,90
		TL-SH 3-B136SK	335,30	13,20	345,40	13,60	D3	SK	354,33	12,70	66,68	63,50	2,38	49,21	16,67	12,30
		TL-SH 3-B154SK	381,00	15,00	391,20	15,40	D3	SK	400,05	12,70	66,68	63,50	2,38	49,21	16,67	13,60
		TL-SH 3-B160SK	396,20	15,60	406,40	16,00	D3	SK	415,29	12,70	66,68	63,50	2,38	49,21	16,67	15,00
		TL-SH 3-B184SK	457,20	18,00	467,40	18,40	D3	SK	476,25	12,70	66,68	63,50	2,38	49,21	16,67	17,20
		TL-SH 3-B200SF	497,80	19,60	508,00	20,00	D3	SF	516,89	12,70	74,61	63,50	5,56	52,39	16,67	19,50
		TL-SH 3-B250SF	624,80	24,60	635,00	25,00	D3	SF	643,89	12,70	74,61	63,50	5,56	52,39	16,67	24,50
		TL-SH 3-B300SF	751,80	29,60	762,00	30,00	D3	SF	770,89	12,70	74,61	63,50	5,56	52,39	16,67	30,40
		TL-SH 3-B380E	955,00	37,60	965,20	38,00	D3	E	974,09	22,23	88,90	63,50	13,49	69,85	7,14	40,80
A/B	4	TL-SH 4-B34SD	76,20	3,00	86,40	3,40	E1	SD	95,25	12,70	50,80	82,55	62,71	46,04	26,19	2,50
		TL-SH 4-B36SD	81,30	3,20	91,40	3,60	E1	SD	100,33	12,70	50,80	82,55	62,71	46,04	26,19	2,60
		TL-SH 4-B38SD	86,40	3,40	96,50	3,80	E1	SD	105,41	12,70	50,80	82,55	62,71	46,04	26,19	2,80
		TL-SH 4-B40SD	91,40	3,60	101,60	4,00	E1	SD	110,49	12,70	50,80	82,55	52,39	46,04	16,67	3,00
		TL-SH 4-B42SD	96,50	3,80	106,70	4,20	E1	SD	115,57	12,70	50,80	82,55	52,39	46,04	16,67	3,10
		TL-SH 4-B44SD	101,60	4,00	111,80	4,40	E1	SD	120,65	12,70	50,80	82,55	52,39	46,04	16,67	3,30
		TL-SH 4-B46SD	106,70	4,20	116,80	4,60	A1	SD	125,73	12,70	50,80	82,55	16,67	46,04	19,84	3,50
		TL-SH 4-B48SD	111,80	4,40	121,90	4,80	A1	SD	130,81	12,70	50,80	82,55	16,67	46,04	19,84	3,60
		TL-SH 4-B50SD	116,80	4,60	127,00	5,00	A1	SD	135,89	12,70	50,80	82,55	16,67	46,04	19,84	3,80
		TL-SH 4-B52SD	121,90	4,80	132,10	5,20	A1	SD	140,97	12,70	50,80	82,55	16,67	46,04	19,84	3,90
		TL-SH 4-B54SD	127,00	5,00	137,20	5,40	A1	SD	146,05	12,70	50,80	82,55	16,67	46,04	19,84	4,20
		TL-SH 4-B56SD	132,10	5,20	142,20	5,60	A1	SD	151,13	12,70	50,80	82,55	16,67	46,04	19,84	4,40

NEXT >



* Weight of Pulley only.

Note on Pulley Type: Number 1 stands for Solid type, number 2 for Web type and number 3 for Spoke type.



PROFILE	NUMBER OF GROOVES	REFERENCE	DATUM DIA V-BELT A		DATUM DIA V-BELT B		PULLEY TYPE	BUSH TYPE	OD	BORE		W	E	L	M	*WEIGHT
			mm	in	mm	in				mm	Min mm					
A/B	4	TL-SH 4-B58SD	137,20	5,40	147,30	5,80	A1	SD	156,21	12,70	50,80	82,55	16,67	46,04	19,84	4,50
		TL-SH 4-B60SD	142,20	5,60	152,40	6,00	A1	SD	161,29	12,70	50,80	82,55	16,67	46,04	19,84	4,70
		TL-SH 4-B62SD	147,30	5,80	157,50	6,20	A1	SD	166,37	12,70	50,80	82,55	16,67	46,04	19,84	4,90
		TL-SH 4-B64SD	152,40	6,00	162,60	6,40	A1	SD	171,45	12,70	50,80	82,55	16,67	46,04	19,84	5,40
		TL-SH 4-B66SD	157,50	6,20	167,60	6,60	A1	SD	176,53	12,70	50,80	82,55	16,67	46,04	19,84	5,60
		TL-SH 4-B68SD	162,60	6,40	172,70	6,80	A3	SD	181,61	12,70	50,80	82,55	16,67	46,04	19,84	5,90
		TL-SH 4-B70SK	167,60	6,60	177,80	7,00	A1	SK	186,69	12,70	66,68	82,55	5,56	49,21	26,99	6,10
		TL-SH 4-B74SK	177,80	7,00	188,00	7,40	A3	SK	196,85	12,70	66,68	82,55	5,56	49,21	26,99	6,40
		TL-SH 4-B80SK	193,00	7,60	203,20	8,00	A3	SK	212,09	12,70	66,68	82,55	5,56	49,21	26,99	7,00
		TL-SH 4-B86SK	208,30	8,20	218,40	8,60	A3	SK	227,33	12,70	66,68	82,55	5,56	49,21	26,99	7,70
		TL-SH 4-B94SK	228,60	9,00	238,80	9,40	A3	SK	247,65	12,70	66,68	82,55	5,56	49,21	26,99	8,60
		TL-SH 4-B110SK	269,20	10,60	279,40	11,00	A3	SK	288,29	12,70	66,68	82,55	5,56	49,21	26,99	10,00
		TL-SH 4-B124SK	304,80	12,00	315,00	12,40	A3	SK	323,85	12,70	66,68	82,55	5,56	49,21	26,99	13,20
		TL-SH 4-B136SK	335,30	13,20	345,40	13,60	A3	SK	354,33	12,70	66,68	82,55	5,56	49,21	26,99	15,40
		TL-SH 4-B154SF	381,00	15,00	391,20	15,40	A3	SF	400,05	12,70	74,61	82,55	3,97	52,39	26,19	17,70
		TL-SH 4-B160SF	396,20	15,60	406,40	16,00	A3	SF	415,29	12,70	74,61	82,55	3,97	52,39	26,19	19,10
		TL-SH 4-B184SF	457,20	18,00	467,40	18,40	A3	SF	476,25	12,70	74,61	82,55	3,97	52,39	26,19	21,30
		TL-SH 4-B200SF	497,80	19,60	508,00	20,00	A3	SF	516,89	12,70	74,61	82,55	3,97	52,39	26,19	23,10
		TL-SH 4-B250E	624,80	24,60	635,00	25,00	D3	E	643,89	22,23	88,90	82,55	3,97	69,85	16,67	33,10
		TL-SH 4-B300E	751,80	29,60	762,00	30,00	D3	E	770,89	22,23	88,90	82,55	3,97	69,85	16,67	39,00
		TL-SH 4-B380E	955,00	37,60	965,20	38,00	D3	E	974,09	22,23	88,90	82,55	3,97	69,85	16,67	49,40
A/B	5	TL-SH 5-B34SD	76,20	3,00	86,40	3,40	E1	SD	95,25	12,70	50,80	101,60	81,76	46,04	26,19	2,80
		TL-SH 5-B36SD	81,30	3,20	91,40	3,60	E1	SD	100,33	12,70	50,80	101,60	81,76	46,04	26,19	3,00
		TL-SH 5-B38SD	86,40	3,40	96,50	3,80	E1	SD	105,41	12,70	50,80	101,60	81,76	46,04	26,19	3,20
		TL-SH 5-B40SD	91,40	3,60	101,60	4,00	E1	SD	110,49	12,70	50,80	101,60	72,23	46,04	16,67	3,40
		TL-SH 5-B42SD	96,50	3,80	106,70	4,20	E1	SD	115,57	12,70	50,80	101,60	72,23	46,04	16,67	3,60
		TL-SH 5-B44SD	101,60	4,00	111,80	4,40	E1	SD	120,65	12,70	50,80	101,60	72,23	46,04	16,67	3,90
		TL-SH 5-B46SD	106,70	4,20	116,80	4,60	A1	SD	125,73	12,70	50,80	101,60	67,47	46,04	38,89	4,10
		TL-SH 5-B48SD	111,80	4,40	121,90	4,80	A1	SD	130,81	12,70	50,80	101,60	67,47	46,04	38,89	4,30
		TL-SH 5-B50SD	116,80	4,60	127,00	5,00	A1	SD	135,89	12,70	50,80	101,60	67,47	46,04	38,89	4,50
		TL-SH 5-B52SD	121,90	4,80	132,10	5,20	A1	SD	140,97	12,70	50,80	101,60	67,47	46,04	38,89	4,70
		TL-SH 5-B54SK	127,00	5,00	137,20	5,40	A1	SK	146,05	12,70	66,68	101,60	13,49	49,21	38,89	4,90
		TL-SH 5-B56SK	132,10	5,20	142,20	5,60	A1	SK	151,13	12,70	66,68	101,60	13,49	49,21	38,89	5,10
		TL-SH 5-B58SK	137,20	5,40	147,30	5,80	A1	SK	156,21	12,70	66,68	101,60	13,49	49,21	38,89	5,40
		TL-SH 5-B60SK	142,20	5,60	152,40	6,00	A1	SK	161,29	12,70	66,68	101,60	13,49	49,21	38,89	6,40
		TL-SH 5-B62SK	147,30	5,80	157,50	6,20	A1	SK	166,37	12,70	66,68	101,60	13,49	49,21	38,89	6,80
		TL-SH 5-B64SK	152,40	6,00	162,60	6,40	A1	SK	171,45	12,70	66,68	101,60	13,49	49,21	38,89	7,30
		TL-SH 5-B66SK	157,50	6,20	167,60	6,60	A1	SK	176,53	12,70	66,68	101,60	13,49	49,21	38,89	7,70
		TL-SH 5-B68SK	162,60	6,40	172,70	6,80	A1	SK	181,61	12,70	66,68	101,60	13,49	49,21	38,89	8,20
		TL-SH 5-B70SF	167,60	6,60	177,80	7,00	A1	SF	186,69	12,70	74,61	101,60	11,91	52,39	37,31	8,60
		TL-SH 5-B74SF	177,80	7,00	188,00	7,40	A2	SF	196,85	12,70	74,61	101,60	11,91	52,39	37,31	9,10
		TL-SH 5-B80SF	193,00	7,60	203,20	8,00	A2	SF	212,09	12,70	74,61	101,60	11,91	52,39	37,31	9,50
		TL-SH 5-B86SF	208,30	8,20	218,40	8,60	A2	SF	227,33	12,70	74,61	101,60	11,91	52,39	37,31	10,00
		TL-SH 5-B94SF	228,60	9,00	238,80	9,40	A3	SF	247,65	12,70	74,61	101,60	11,91	52,39	37,31	10,90
		TL-SH 5-B110SF	269,20	10,60	279,40	11,00	A3	SF	288,29	12,70	74,61	101,60	11,91	52,39	37,31	13,20
		TL-SH 5-B124SF	304,80	12,00	315,00	12,40	A3	SF	323,85	12,70	74,61	101,60	11,91	52,39	37,31	15,40
		TL-SH 5-B136SF	335,30	13,20	345,40	13,60	A3	SF	354,33	12,70	74,61	101,60	11,91	52,39	37,31	17,20
		TL-SH 5-B154SF	381,00	15,00	391,20	15,40	A3	SF	400,05	12,70	74,61	101,60	11,91	52,39	37,31	20,90
		TL-SH 5-B160SF	396,20	15,60	406,40	16,00	A3	SF	415,29	12,70	74,61	101,60	11,91	52,39	37,31	22,20
		TL-SH 5-B184SF	457,20	18,00	467,40	18,40	A3	SF	476,25	12,70	74,61	101,60	11,91	52,39	37,31	25,00
		TL-SH 5-B200E	497,80	19,60	508,00	20,00	A3	E	516,89	22,23	12,70	101,60	1,59	69,85	29,37	29,50
		TL-SH 5-B250E	624,80	24,60	635,00	25,00	A3	E	643,89	22,23	12,70	101,60	1,59	69,85	29,37	39,00
		TL-SH 5-B300E	751,80	29,60	762,00	30,00	A3	E	770,89	22,23	12,70	101,60	1,59	69,85	29,37	46,30
		TL-SH 5-B380E	955,00	37,60	965,20	38,00	A3	E	974,09	22,23	12,70	101,60	1,59	69,85	29,37	59,90
A/B	6	TL-SH 6-B34SD	76,20	3,00	86,40	3,40	E1	SD	95,25	12,70	50,80	120,65	100,81	46,04	26,19	3,00
		TL-SH 6-B36SD	81,30	3,20	91,40	3,60	E1	SD	100,33	12,70	50,80	120,65	100,81	46,04	26,19	3,40

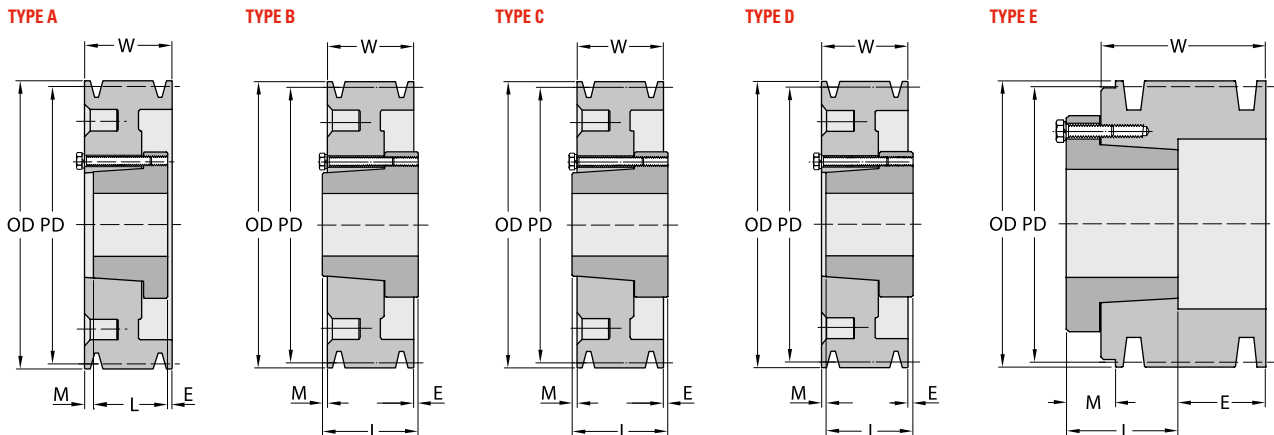
* Weight of Pulley only.

Note on Pulley Type: Number 1 stands for Solid type, number 2 for Web type and number 3 for Spoke type.

NEXT >

PROFILE	NUMBER OF GROOVES	REFERENCE	DATUM DIA V-BELT A		DATUM DIA V-BELT B		PULLEY TYPE	BUSH TYPE	OD	BORE		W	E	L	M	*WEIGHT
			mm	in	mm	in				mm	Min mm					
		TL-SH 6-B38SD	86,40	3,40	96,50	3,80	E1	SD	105,41	12,70	50,80	120,65	100,81	46,04	26,19	3,60
		TL-SH 6-B40SD	91,40	3,60	101,60	4,00	E1	SD	110,49	12,70	50,80	120,65	91,28	46,04	16,67	3,80
		TL-SH 6-B42SD	96,50	3,80	106,70	4,20	E1	SD	115,57	12,70	50,80	120,65	91,28	46,04	16,67	4,10
		TL-SH 6-B44SD	101,60	4,00	111,80	4,40	E1	SD	120,65	12,70	50,80	120,65	91,28	46,04	16,67	4,40
		TL-SH 6-B46SD	106,70	4,20	116,80	4,60	A1	SD	125,73	12,70	50,80	120,65	16,67	46,04	57,94	4,60
		TL-SH 6-B48SD	111,80	4,40	121,90	4,80	A1	SD	130,81	12,70	50,80	120,65	16,67	46,04	57,94	4,80
		TL-SH 6-B50SD	116,80	4,60	127,00	5,00	A1	SD	135,89	12,70	50,80	120,65	16,67	46,04	57,94	5,00
		TL-SH 6-B52SD	121,90	4,80	132,10	5,20	A1	SD	140,97	12,70	50,80	120,65	16,67	46,04	57,94	5,40
		TL-SH 6-B54SK	127,00	5,00	137,20	5,40	A1	SK	146,05	12,70	66,68	120,65	13,49	49,21	57,94	5,90
		TL-SH 6-B56SK	132,10	5,20	142,20	5,60	A1	SK	151,13	12,70	66,68	120,65	13,49	49,21	57,94	6,40
		TL-SH 6-B58SK	137,20	5,40	147,30	5,80	A1	SK	156,21	12,70	66,68	120,65	13,49	49,21	57,94	6,60
		TL-SH 6-B60SK	142,20	5,60	152,40	6,00	A1	SK	161,29	12,70	66,68	120,65	13,49	49,21	57,94	6,80
		TL-SH 6-B62SK	147,30	5,80	157,50	6,20	A1	SK	166,37	12,70	66,68	120,65	13,49	49,21	57,94	7,30
		TL-SH 6-B64SK	152,40	6,00	162,60	6,40	A1	SK	171,45	12,70	66,68	120,65	13,49	49,21	57,94	7,70
		TL-SH 6-B66SK	157,50	6,20	167,60	6,60	A1	SK	176,53	12,70	66,68	120,65	13,49	49,21	57,94	8,20
		TL-SH 6-B68SK	162,60	6,40	172,70	6,80	A1	SK	181,61	12,70	66,68	120,65	13,49	49,21	57,94	8,60
		TL-SH 6-B70SF	167,60	6,60	177,80	7,00	A1	SF	186,69	12,70	74,61	120,65	21,43	52,39	46,83	9,10
		TL-SH 6-B74SF	177,80	7,00	188,00	7,40	A1	SF	196,85	12,70	74,61	120,65	21,43	52,39	46,83	10,00
		TL-SH 6-B80SF	193,00	7,60	203,20	8,00	A2	SF	212,09	12,70	74,61	120,65	21,43	52,39	46,83	10,90
		TL-SH 6-B86SF	208,30	8,20	218,40	8,60	A2	SF	227,33	12,70	74,61	120,65	21,43	52,39	46,83	11,80
		TL-SH 6-B94SF	228,60	9,00	238,80	9,40	A3	SF	247,65	12,70	74,61	120,65	21,43	52,39	46,83	12,30
		TL-SH 6-B110SF	269,20	10,60	279,40	11,00	A3	SF	288,29	12,70	74,61	120,65	21,43	52,39	46,83	14,50
		TL-SH 6-B124SF	304,80	12,00	315,00	12,40	A3	SF	323,85	12,70	74,61	120,65	21,43	52,39	46,83	17,70
		TL-SH 6-B136SF	335,30	13,20	345,40	13,60	A3	SF	354,33	12,70	74,61	120,65	21,43	52,39	46,83	20,00
		TL-SH 6-B154SF	381,00	15,00	391,20	15,40	A3	SF	400,05	12,70	74,61	120,65	21,43	52,39	46,83	22,70
		TL-SH 6-B160SF	396,20	15,60	406,40	16,00	A3	SF	415,29	12,70	74,61	120,65	21,43	52,39	46,83	24,50
		TL-SH 6-B184SF	457,20	18,00	467,40	18,40	A3	SF	476,25	12,70	74,61	120,65	21,43	52,39	46,83	28,10
		TL-SH 6-B200E	497,80	19,60	508,00	20,00	A3	E	516,89	22,23	88,90	120,65	5,56	69,85	45,24	33,60
		TL-SH 6-B250E	624,80	24,60	635,00	25,00	A3	E	643,89	22,23	88,90	120,65	5,56	69,85	45,24	43,50
		TL-SH 6-B300E	751,80	29,60	762,00	30,00	A3	E	770,89	22,23	88,90	120,65	5,56	69,85	45,24	54,00
		TL-SH 6-B380E	955,00	37,60	965,20	38,00	A3	E	974,09	22,23	88,90	120,65	5,56	69,85	45,24	60,80
A/B	8	TL-SH 8-B54SK	127,00	5,00	137,20	5,40	A1	SK	146,05	12,70	66,68	158,75	26,19	49,21	83,34	6,80
		TL-SH 8-B56SK	132,10	5,20	142,20	5,60	A1	SK	151,13	12,70	66,68	158,75	26,19	49,21	83,34	7,30
		TL-SH 8-B60SF	142,20	5,60	152,40	6,00	A1	SF	161,29	12,70	74,61	158,75	24,61	52,39	81,76	9,10
		TL-SH 8-B64SF	152,40	6,00	162,60	6,40	A1	SF	171,45	12,70	74,61	158,75	24,61	52,39	81,76	10,40
		TL-SH 8-B68SF	162,60	6,40	172,70	6,80	A1	SF	181,61	12,70	74,61	158,75	24,61	52,39	81,76	11,30
		TL-SH 8-B74SF	177,80	7,00	188,00	7,40	A1	SF	196,85	12,70	74,61	158,75	24,61	52,39	81,76	12,70
		TL-SH 8-B86E	208,30	8,20	218,40	8,60	A1	E	227,33	22,23	88,89	158,75	30,96	69,85	57,94	18,10
		TL-SH 8-B94E	228,60	9,00	238,80	9,40	A2	E	247,65	22,23	88,89	158,75	30,96	69,85	57,94	19,50
		TL-SH 8-B110E	269,20	10,60	279,40	11,00	A3	E	288,29	22,23	88,89	158,75	30,96	69,85	57,94	22,20
		TL-SH 8-B124E	304,80	12,00	315,00	12,40	A3	E	323,85	22,23	88,89	158,75	30,96	69,85	57,94	25,40

NEXT >

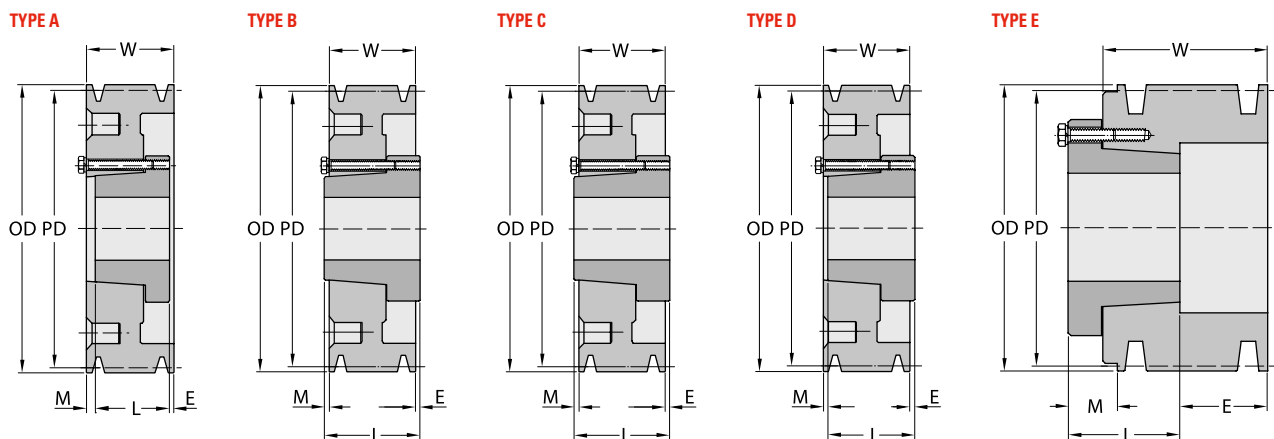


* Weight of Pulley only.

Note on Pulley Type: Number 1 stands for Solid type, number 2 for Web type and number 3 for Spoke type.



PROFILE	NUMBER OF GROOVES	REFERENCE	DATUM DIA V-BELT A		DATUM DIA V-BELT B		PULLEY TYPE	BUSH TYPE	OD	BORE		W	E	L	M	*WEIGHT
			mm	in	mm	in				mm	Min mm					
A/B	8	TL-SH 8-B154E	381,00	15,00	391,20	15,40	A3	E	400,05	22,23	88,89	158,75	30,96	69,85	57,94	31,30
		TL-SH 8-B184F	457,20	18,00	467,40	18,40	D3	F	476,25	25,40	101,60	158,75	0,79	95,25	64,29	41,30
		TL-SH 8-B200F	497,80	19,60	508,00	20,00	D3	F	516,89	25,40	101,60	158,75	0,79	95,25	64,29	44,50
		TL-SH 8-B250F	624,80	24,60	635,00	25,00	D3	F	643,89	25,40	101,60	158,75	0,79	95,25	64,29	54,90
		TL-SH 8-B300F	751,80	29,60	762,00	30,00	D3	F	770,89	25,40	101,60	158,75	0,79	95,25	64,29	67,10
		TL-SH 8-B380F	955,00	37,60	965,20	38,00	D3	F	974,09	25,40	101,60	158,75	0,79	95,25	64,29	88,00
A/B	10	TL-SH 10-B54SK	127,00	5,00	137,20	5,40	A1	SK	146,05	12,70	66,68	196,85	45,24	49,21	102,39	8,20
		TL-SH 10-B56SK	132,10	5,20	142,20	5,60	A1	SK	151,13	12,70	66,68	196,85	45,24	49,21	102,39	9,10
		TL-SH 10-B60SF	142,20	5,60	152,40	6,00	A1	SF	161,29	12,70	74,61	196,85	42,86	52,39	100,81	10,90
		TL-SH 10-B64SF	152,40	6,00	162,60	6,40	A1	SF	171,45	12,70	74,61	196,85	42,86	52,39	100,81	11,80
		TL-SH 10-B68SF	162,60	6,40	172,70	6,80	A1	SF	181,61	12,70	74,61	196,85	42,86	52,39	100,81	12,70
		TL-SH 10-B74SF	177,80	7,00	188,00	7,40	A1	SF	196,85	12,70	74,61	196,85	42,86	52,39	100,81	14,50
		TL-SH 10-B86E	208,30	8,20	218,40	8,60	A1	E	227,33	22,23	88,89	196,85	50,01	69,85	76,99	19,10
		TL-SH 10-B94E	228,60	9,00	238,80	9,40	A2	E	247,65	22,23	88,89	196,85	50,01	69,85	76,99	21,80
		TL-SH 10-B110E	269,20	10,60	279,40	11,00	A3	E	288,29	22,23	88,89	196,85	50,01	69,85	76,99	25,40
		TL-SH 10-B124E	304,80	12,00	315,00	12,40	A3	E	323,85	22,23	88,89	196,85	50,01	69,85	76,99	29,00
		TL-SH 10-B154F	381,00	15,00	391,20	15,40	A3	F	400,05	25,40	101,60	196,85	15,88	95,25	83,34	39,90
		TL-SH 10-B184F	457,20	18,00	467,40	18,40	A3	F	476,25	25,40	101,60	196,85	15,88	95,25	83,34	46,70
		TL-SH 10-B200F	497,80	19,60	508,00	20,00	A3	F	516,89	25,40	101,60	196,85	15,88	95,25	83,34	50,80
		TL-SH 10-B250F	624,80	24,60	635,00	25,00	A3	F	643,89	25,40	101,60	196,85	15,88	95,25	83,34	64,40
		TL-SH 10-B300F	751,80	29,60	762,00	30,00	A3	F	770,89	25,40	101,60	196,85	15,88	95,25	83,34	78,90
		TL-SH 10-B380J	955,00	37,60	965,20	38,00	A3	J	974,09	38,10	114,30	196,85	3,18	117,48	76,20	104,30



CLASSICAL SERIES. PROFILE C. QD BUSH

PROFILE	NUMBER OF GROOVES	REFERENCE	DATUM DIA V-BELT C		PULLEY TYPE	BUSH TYPE	OD	BORE		W	E	L	M	*WEIGHT
			mm	in				mm	Min mm					
C	1	TL-SH 1-C70SF	177,80	7,00	D1	SF	187,96	12,70	74,61	31,75	21,43	52,39	1,00	4,50
		TL-SH 1-C75SF	190,50	7,50	D2	SF	200,66	12,70	74,61	31,75	21,43	52,39	1,00	5,40
		TL-SH 1-C80SF	203,20	8,00	D2	SF	213,36	12,70	74,61	31,75	21,43	52,39	1,00	5,90
		TL-SH 1-C85SF	215,90	8,50	D2	SF	226,06	12,70	74,61	31,75	21,43	52,39	1,00	6,40
		TL-SH 1-C90SF	228,60	9,00	D3	SF	238,76	12,70	74,61	31,75	21,43	52,39	1,00	6,80
		TL-SH 1-C95SF	241,30	9,50	D3	SF	251,46	12,70	74,61	31,75	21,43	52,39	1,00	7,30
		TL-SH 1-C100SF	254,00	10,00	D3	SF	264,16	12,70	74,61	31,75	21,43	52,39	1,00	7,70
		TL-SH 1-C105SF	266,70	10,50	D3	SF	276,86	12,70	74,61	31,75	21,43	52,39	1,00	8,20
		TL-SH 1-C110SF	279,40	11,00	D3	SF	289,56	12,70	74,61	31,75	21,43	52,39	1,00	8,60

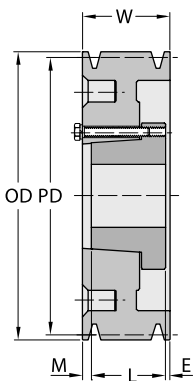
* Weight of Pulley only.

Note on Pulley Type: Number 1 stands for Solid type, number 2 for Web type and number 3 for Spoke type.

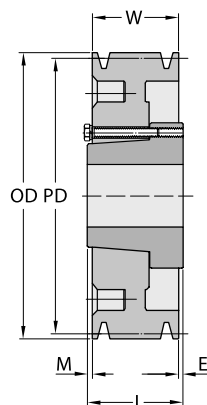
PROFILE	NUMBER OF GROOVES	REFERENCE	DATUM DIA V-BELT C		PULLEY TYPE	BUSH TYPE	OD	BORE		W	E	L	M	*WEIGHT
			mm	in				mm	Min mm					
		TL-SH 1-C120SF	304,80	12,00	D3	SF	314,96	12,70	74,61	31,75	21,43	52,39	1,00	9,10
		TL-SH 1-C130SF	330,20	13,00	D3	SF	340,36	12,70	74,61	31,75	21,43	52,39	1,00	10,00
		TL-SH 1-C140SF	355,60	14,00	D3	SF	365,76	12,70	74,61	31,75	21,43	52,39	1,00	10,90
		TL-SH 1-C160SF	406,40	16,00	D3	SF	416,56	12,70	74,61	31,75	21,43	52,39	1,00	11,80
		TL-SH 1-C180SF	457,20	18,00	D3	SF	467,36	12,70	74,61	31,75	21,43	52,39	1,00	13,60
		TL-SH 1-C200SF	508,00	20,00	D3	SF	518,16	12,70	74,61	31,75	21,43	52,39	1,00	15,90
		TL-SH 1-C240SF	609,60	24,00	D3	SF	619,76	12,70	74,61	31,75	21,43	52,39	1,00	18,60
C	2	TL-SH 2-C70SF	177,80	7,00	D1	SF	187,96	12,70	74,61	57,15	2,38	52,39	7,00	6,8
		TL-SH 2-C75SF	190,50	7,50	D1	SF	200,66	12,70	74,61	57,15	2,38	52,39	7,00	7,70
		TL-SH 2-C80SF	203,20	8,00	D1	SF	213,36	12,70	74,61	57,15	2,38	52,39	7,00	8,20
		TL-SH 2-C85SF	215,90	8,50	D2	SF	226,06	12,70	74,61	57,15	2,38	52,39	7,00	8,60
		TL-SH 2-C90SF	228,60	9,00	D2	SF	238,76	12,70	74,61	57,15	2,38	52,39	7,00	9,10
		TL-SH 2-C95SF	241,30	9,50	D2	SF	251,46	12,70	74,61	57,15	2,38	52,39	7,00	9,50
		TL-SH 2-C100SF	254,00	10,00	D3	SF	264,16	12,70	74,61	57,15	2,38	52,39	7,00	10,00
		TL-SH 2-C105SF	266,70	10,50	D3	SF	276,86	12,70	74,61	57,15	2,38	52,39	7,00	10,40
		TL-SH 2-C110SF	279,40	11,00	D3	SF	289,56	12,70	74,61	57,15	2,38	52,39	7,00	10,90
		TL-SH 2-C120SF	304,80	12,00	D3	SF	314,96	12,70	74,61	57,15	8,73	52,39	13,00	11,30
		TL-SH 2-C130SF	330,20	13,00	D3	SF	340,36	12,70	74,61	57,15	8,73	52,39	13,00	12,70
		TL-SH 2-C140SF	355,60	14,00	D3	SF	365,76	12,70	74,61	57,15	8,73	52,39	13,00	14,10
		TL-SH 2-C160SF	406,40	16,00	D3	SF	416,56	12,70	74,61	57,15	8,73	52,39	13,00	16,30
		TL-SH 2-C180SF	457,20	18,00	D3	SF	467,36	12,70	74,61	57,15	8,73	52,39	13,00	17,70
		TL-SH 2-C200SF	508,00	20,00	D3	SF	518,16	12,70	74,61	57,15	8,73	52,39	13,00	21,80
		TL-SH 2-C240SF	609,60	24,00	D3	SF	619,76	12,70	74,61	57,15	8,73	52,39	13,00	27,20
		TL-SH 2-C300F	762,00	30,00	C3	F	772,16	25,40	101,60	57,15	30,96	95,25	7,00	38,60
C	3	TL-SH 3-C50SD	127,00	5,00	A1	SD	137,16	12,70	50,80	82,55	15,08	46,04	21,00	4,5
		TL-SH 3-C55SD	139,70	5,50	A1	SD	149,86	12,70	50,80	82,55	15,08	46,04	21,00	5,4
		TL-SH 3-C60SF	152,40	6,00	D1	SF	162,56	12,70	74,61	82,55	18,26	52,39	48,00	6,8
		TL-SH 3-C70SF	177,80	7,00	A1	SF	187,96	12,70	74,61	82,55	10,32	52,39	20,00	8,2
		TL-SH 3-C75SF	190,50	7,50	A1	SF	200,66	12,70	74,61	82,55	10,32	52,39	20,00	9,1
		TL-SH 3-C80E	203,20	8,00	B1	E	213,36	22,23	88,9	82,55	13,49	69,85	1,00	11,8
		TL-SH 3-C85E	215,9	8,50	B1	E	226,06	22,23	88,9	82,55	13,49	69,85	1,00	13,2
		TL-SH 3-C90E	228,6	9,00	A1	E	238,76	22,23	88,9	82,55	11,91	69,85	1,00	14,5
		TL-SH 3-C95E	241,3	9,50	A2	E	251,46	22,23	88,9	82,55	11,91	69,85	1,00	15,4
		TL-SH 3-C100E	254,00	10,00	A2	E	264,16	22,23	88,9	82,55	11,91	69,85	1,00	16,3
		TL-SH 3-C105E	266,70	10,50	A3	E	276,86	22,23	88,9	82,55	11,91	69,85	1,00	17,2
		TL-SH 3-C110E	279,40	11,00	A3	E	289,56	22,23	88,9	82,55	11,91	69,85	1,00	18,1
		TL-SH 3-C120E	304,80	12,00	A3	E	314,96	22,23	88,9	82,55	11,91	69,85	1,00	19,5
		TL-SH 3-C130E	330,20	13,00	A3	E	340,36	22,23	88,9	82,55	11,91	69,85	1,00	20,4

NEXT >

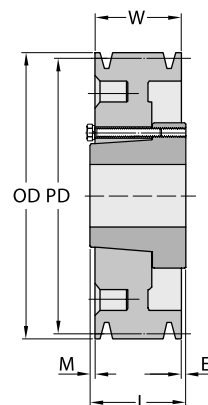
TYPE A



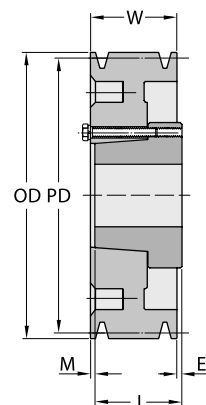
TYPE B



TYPE C



TYPE D



* Weight of Pulley only.

Note on Pulley Type: Number 1 stands for Solid type, number 2 for Web type and number 3 for Spoke type.



PROFILE	NUMBER OF GROOVES	REFERENCE	DATUM DIA V-BELT C		PULLEY TYPE	BUSH TYPE	OD	BORE		W	E	L	M	*WEIGHT		
			mm	in				mm	Min mm						Max mm	mm
C	3	TL-SH 3-C140E	355,60	14,00	A3	E	365,76	22,23	88,9	82,55	11,91	69,85	1,00	23,1		
		TL-SH 3-C160E	406,40	16,00	A3	E	416,56	22,23	88,9	82,55	11,91	69,85	1,00	26,8		
		TL-SH 3-C180E	457,20	18,00	A3	E	467,36	22,23	88,9	82,55	11,91	69,85	1,00	29,5		
		TL-SH 3-C200E	508,00	20,00	D3	E	518,16	22,23	88,9	82,55	5,56	69,85	18,00	31,8		
		TL-SH 3-C240E	609,60	24,00	D3	E	619,76	22,23	88,9	82,55	5,56	69,85	18,00	36,3		
		TL-SH 3-C270F	685,80	27,00	D3	F	695,96	25,40	101,60	82,55	16,67	95,25	4,00	47,6		
		TL-SH 3-C300F	762,00	30,00	D3	F	772,16	25,40	101,60	82,55	16,67	95,25	4,00	54,4		
		TL-SH 3-C360F	914,40	36,00	D3	F	924,56	25,40	101,60	82,55	16,67	95,25	4,00	63,5		
		TL-SH 3-C440F	1117,60	44,00	D3	F	1127,76	25,40	101,60	82,55	16,67	95,25	4,00	77,1		
		TL-SH 3-C500F	1270,00	50,00	D3	F	1280,16	25,40	101,60	82,55	16,67	95,25	4,00	86,2		
		C	4	TL-SH 4-C50SD	127,00	5,00	A1	SD	137,16	12,70	50,80	107,95	21,43	46,04	40,00	5,4
TL-SH 4-C55SD	139,70			5,50	A1	SD	149,86	12,70	50,80	107,95	21,43	46,04	40,00	6,40		
TL-SH 4-C60SF	152,40			6,00	A1	SF	162,56	12,70	74,61	107,95	16,67	52,39	39,00	7,70		
TL-SH 4-C70SF	177,80			7,00	A1	SF	187,96	12,70	74,61	107,95	16,67	52,39	39,00	9,50		
TL-SH 4-C75SF	190,50			7,50	A1	SF	200,66	12,70	74,61	107,95	16,67	52,39	39,00	11,30		
TL-SH 4-C80E	203,20			8,00	A1	E	213,36	22,23	88,9	107,95	19,84	69,85	18,00	13,60		
TL-SH 4-C85E	215,9			8,50	A1	E	226,06	22,23	88,9	107,95	19,84	69,85	18,00	15,00		
TL-SH 4-C90E	228,6			9,00	A1	E	238,76	22,23	88,9	107,95	19,84	69,85	18,00	15,90		
TL-SH 4-C95E	241,3			9,50	A2	E	251,46	22,23	88,9	107,95	19,84	69,85	18,00	17,20		
TL-SH 4-C100E	254,00			10,00	A2	E	264,16	22,23	88,9	107,95	19,84	69,85	18,00	18,10		
TL-SH 4-C105E	266,70			10,50	A2	E	276,86	22,23	88,9	107,95	19,84	69,85	18,00	19,50		
TL-SH 4-C110E	279,40			11,00	A2	E	289,56	22,23	88,9	107,95	19,84	69,85	18,00	20,90		
TL-SH 4-C120E	304,80			12,00	A3	E	314,96	22,23	88,9	107,95	19,84	69,85	18,00	22,70		
TL-SH 4-C130E	330,20			13,00	A3	E	340,36	22,23	88,9	107,95	19,84	69,85	18,00	24,50		
TL-SH 4-C140E	355,60			14,00	A3	E	365,76	22,23	88,9	107,95	19,84	69,85	18,00	26,80		
TL-SH 4-C160E	406,40			16,00	A3	E	416,56	22,23	88,9	107,95	19,84	69,85	18,00	29,50		
TL-SH 4-C180E	457,20			18,00	A3	E	467,36	22,23	88,9	107,95	19,84	69,85	18,00	33,10		
TL-SH 4-C200E	508,00			20,00	A3	E	518,16	22,23	88,9	107,95	7,14	69,85	31,00	37,20		
TL-SH 4-C240F	609,60			24,00	D3	F	619,76	25,40	101,6	107,95	2,38	95,25	15,00	47,60		
TL-SH 4-C270F	685,80			27,00	D3	F	695,96	25,40	101,60	107,95	2,38	95,25	15,00	56,70		
TL-SH 4-C300F	762,00			30,00	D3	F	772,16	25,40	101,60	107,95	2,38	95,25	15,00	64,40		
TL-SH 4-C360F	914,40			36,00	D3	F	924,56	25,40	101,60	107,95	2,38	95,25	15,00	78,00		
TL-SH 4-C440J	1117,60			44,00	C3	J	1127,76	38,10	114,30	107,95		117,48	10,00	102,10		
TL-SH 4-C500J	1270,00			50,00	C3	J	1280,16	38,10	114,30	107,95		117,48	10,00	117,90		
C	5			TL-SH 5-C60SF	152,40	6,00	A1	SF	162,56	12,70	74,61	133,35	26,19	52,39	55,00	9,50
				TL-SH 5-C70SF	177,80	7,00	A1	SF	187,96	12,70	74,61	133,35	26,19	52,39	55,00	11,80
				TL-SH 5-C75SF	190,50	7,50	A1	SF	200,66	12,70	74,61	133,35	26,19	52,39	55,00	12,70
		TL-SH 5-C80E	203,20	8,00	A1	E	213,36	22,23	88,9	133,35	29,37	69,85	34,00	15,00		
		TL-SH 5-C85E	215,9	8,50	A1	E	226,06	22,23	88,9	133,35	29,37	69,85	34,00	16,80		
		TL-SH 5-C90E	228,6	9,00	A1	E	238,76	22,23	88,9	133,35	29,37	69,85	34,00	18,10		
		TL-SH 5-C95E	241,3	9,50	A2	E	251,46	22,23	88,9	133,35	29,37	69,85	34,00	19,10		
		TL-SH 5-C100E	254,00	10,00	A2	E	264,16	22,23	88,9	133,35	29,37	69,85	34,00	20,40		
		TL-SH 5-C105E	266,70	10,50	A2	E	276,86	22,23	88,9	133,35	29,37	69,85	34,00	21,30		
		TL-SH 5-C110E	279,40	11,00	A2	E	289,56	22,23	88,9	133,35	29,37	69,85	34,00	22,70		
		TL-SH 5-C120E	304,80	12,00	A2	E	314,96	22,23	88,9	133,35	29,37	69,85	34,00	24,00		
		TL-SH 5-C130E	330,20	13,00	A3	E	340,36	22,23	88,9	133,35	29,37	69,85	34,00	26,30		
		TL-SH 5-C140E	355,60	14,00	A3	E	365,76	22,23	88,9	133,35	29,37	69,85	34,00	29,00		
		TL-SH 5-C160E	406,40	16,00	A3	E	416,56	22,23	88,9	133,35	29,37	69,85	34,00	33,10		
		TL-SH 5-C180E	457,20	18,00	A3	E	467,36	22,23	88,9	133,35	29,37	69,85	34,00	38,60		
		TL-SH 5-C200F	508,00	20,00	D3	F	518,16	25,40	101,6	133,35	2,38	95,25	40,00	44,50		
		TL-SH 5-C240F	609,60	24,00	D3	F	619,76	25,40	101,6	133,35	2,38	95,25	40,00	54,00		
		TL-SH 5-C270F	685,80	27,00	D3	F	695,96	25,40	101,6	133,35	2,38	95,25	40,00	69,40		
		TL-SH 5-C300F	762,00	30,00	D3	F	772,16	25,40	101,6	133,35	2,38	95,25	40,00	78,90		
		TL-SH 5-C360J	914,40	36,00	A3	J	924,56	38,10	114,3	133,35	1,59	117,48	14,00	93,40		
		TL-SH 5-C440J	1117,60	44,00	A3	J	1127,76	38,10	114,3	133,35	1,59	117,48	14,00	115,20		
		TL-SH 5-C500J	1270,00	50,00	A3	J	1280,16	38,10	114,3	133,35	1,59	117,48	14,00	124,30		

* Weight of Pulley only.

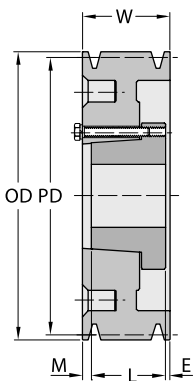
Note on Pulley Type: Number 1 stands for Solid type, number 2 for Web type and number 3 for Spoke type.

NEXT >

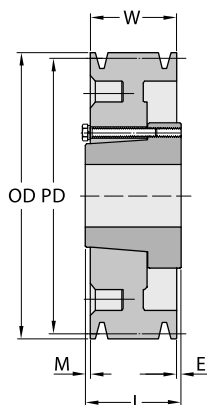


PROFILE	NUMBER OF GROOVES	REFERENCE	DATUM DIA V-BELT C		PULLEY TYPE	BUSH TYPE	OD	BORE		W	E	L	M	*WEIGHT
			mm	in				mm	Min mm					
C	6	TL-SH 6-C60SF	152,40	6,00	A1	SF	162,56	12,70	74,61	158,75	26,19	52,39	80,00	9,10
		TL-SH 6-C70SF	177,80	7,00	A1	SF	187,96	12,70	74,61	158,75	26,19	52,39	80,00	11,80
		TL-SH 6-C75SF	190,50	7,50	A1	SF	200,66	12,70	74,61	158,75	26,19	52,39	80,00	13,20
		TL-SH 6-C80E	203,20	8,00	A1	E	213,36	22,23	88,9	158,75	29,37	69,85	60,00	16,30
		TL-SH 6-C85E	215,9	8,50	A1	E	226,06	22,23	88,9	158,75	29,37	69,85	60,00	17,70
		TL-SH 6-C90F	228,6	9,00	A1	F	238,76	25,40	101,6	158,75	26,19	95,25	37,00	23,10
		TL-SH 6-C95F	241,3	9,50	A1	F	251,46	25,40	101,6	158,75	26,19	95,25	37,00	25,00
		TL-SH 6-C100F	254,00	10,00	A1	F	264,16	25,40	101,6	158,75	26,19	95,25	37,00	26,80
		TL-SH 6-C105F	266,70	10,50	A2	F	276,86	25,40	101,6	158,75	26,19	95,25	37,00	28,10
		TL-SH 6-C110F	279,40	11,00	A2	F	289,56	25,40	101,6	158,75	26,19	95,25	37,00	29,90
		TL-SH 6-C120F	304,80	12,00	A2	F	314,96	25,40	101,6	158,75	26,19	95,25	37,00	31,80
		TL-SH 6-C130F	330,20	13,00	A3	F	340,36	25,40	101,6	158,75	26,19	95,25	37,00	33,60
		TL-SH 6-C140F	355,60	14,00	A3	F	365,76	25,40	101,6	158,75	26,19	95,25	37,00	36,30
		TL-SH 6-C160F	406,40	16,00	A3	F	416,56	25,40	101,6	158,75	26,19	95,25	37,00	40,40
		TL-SH 6-C180F	457,20	18,00	A3	F	467,36	25,40	101,6	158,75	26,19	95,25	37,00	46,30
		TL-SH 6-C200F	508,00	20,00	A3	F	518,16	25,40	101,6	158,75	13,49	95,25	50,00	50,80
		TL-SH 6-C240F	609,60	24,00	A3	F	619,76	25,40	101,6	158,75	13,49	95,25	50,00	59,40
		TL-SH 6-C270J	685,80	27,00	A3	J	695,96	38,10	114,30	158,75	1,59	117,48	40,00	72,60
		TL-SH 6-C300J	762,00	30,00	A3	J	772,16	38,10	114,30	158,75	1,59	117,48	40,00	86,20
		TL-SH 6-C360J	914,40	36,00	A3	J	924,56	38,10	114,3	158,75	1,59	117,48	40,00	105,20
TL-SH 6-C440J	1117,60	44,00	A3	J	1127,76	38,10	114,30	158,75	1,59	117,48	40,00	135,60		
TL-SH 6-C500M	1270,00	50,00	B3	M	1280,16	50,80	139,70	158,75	5,56	171,45	18,00	145,20		
C	8	TL-SH 8-C80E	203,20	8,00	A1	E	213,36	22,23	88,90	209,55	51,59	69,85	88,00	19,50
		TL-SH 8-C85E	215,90	8,50	A1	E	226,06	22,23	88,90	209,55	76,99	69,85	88,00	21,80
		TL-SH 8-C90F	228,60	9,00	A1	F	238,76	25,40	101,60	209,55	48,42	95,25	66,00	27,20
		TL-SH 8-C95F	241,30	9,50	A1	F	251,46	25,40	101,60	209,55	48,42	95,25	66,00	29,50
		TL-SH 8-C100F	254,00	10,00	A1	F	264,16	25,40	101,60	209,55	48,42	95,25	66,00	31,30
		TL-SH 8-C105F	266,70	10,50	A2	F	276,86	25,40	101,60	209,55	48,42	95,25	66,00	33,10
		TL-SH 8-C110F	279,40	11,00	A2	F	289,56	25,40	101,60	209,55	48,42	95,25	66,00	35,40
		TL-SH 8-C120F	304,80	12,00	A3	F	314,96	25,40	101,60	209,55	48,42	95,25	66,00	37,70
		TL-SH 8-C130F	330,20	13,00	A3	F	340,36	25,40	101,60	209,55	48,42	95,25	66,00	40,40
		TL-SH 8-C140F	355,60	14,00	A3	F	365,76	25,40	101,60	209,55	48,42	95,25	66,00	44,00
		TL-SH 8-C160F	406,40	16,00	A3	F	416,56	25,40	101,60	209,55	48,42	95,25	66,00	51,30
		TL-SH 8-C180F	457,20	18,00	A3	F	467,36	25,40	101,60	209,55	48,42	95,25	66,00	59,40
		TL-SH 8-C200J	508,00	20,00	A3	J	518,16	38,10	114,30	209,55	1,59	117,48	90,00	69,00
		TL-SH 8-C240J	609,60	24,00	A3	J	619,76	38,10	114,30	209,55	1,59	117,48	90,00	83,90
		TL-SH 8-C270J	685,80	27,00	A3	J	695,96	38,10	114,30	209,55	1,59	117,48	90,00	94,40
		TL-SH 8-C300J	762,00	30,00	A3	J	772,16	38,10	114,30	209,55	1,59	117,48	90,00	104,30
		TL-SH 8-C360M	914,40	36,00	A3	M	924,56	50,80	139,70	209,55	7,14	171,45	31,00	138,80
		TL-SH 8-C440M	1117,60	44,00	A3	M	1127,76	50,80	139,70	209,55	7,14	171,45	31,00	181,40
		TL-SH 8-C500M	1270,00	50,00	A3	M	1280,16	50,80	139,70	209,55	7,14	171,45	31,00	215,50

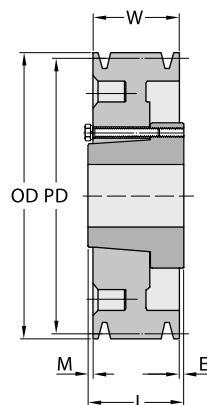
TYPE A



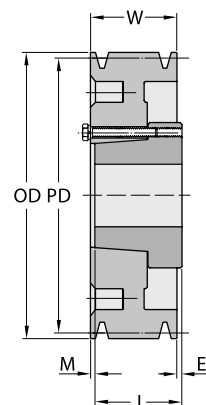
TYPE B



TYPE C



TYPE D



* Weight of Pulley only.

Note on Pulley Type: Number 1 stands for Solid type, number 2 for Web type and number 3 for Spoke type.

CLASSICAL SERIES. PROFILE D. QD BUSH

PROFILE	NUMBER OF GROOVES	REFERENCE	DATUM DIA V-BELT C		PULLEY TYPE	BUSH TYPE	OD	BORE		W	E	L	M	*WEIGHT
			mm	in				mm	Min mm					
D	3	TL-SH 3-D120F	304,80	12,00	A2	F	321,06	25,40	101,60	117,48	3,97	95,25	18,00	31,80
		TL-SH 3-D130F	330,20	13,00	A2	F	346,46	25,40	101,60	117,48	3,97	95,25	18,00	34,50
		TL-SH 3-D135F	342,90	13,50	A2	F	359,16	25,40	101,60	117,48	3,97	95,25	18,00	35,80
		TL-SH 3-D140F	355,60	14,00	A2	F	371,86	25,40	101,60	117,48	3,97	95,25	18,00	37,20
		TL-SH 3-D145F	368,30	14,50	A3	F	384,56	25,40	101,60	117,48	3,97	95,25	18,00	38,60
		TL-SH 3-D150F	381,00	15,00	A3	F	397,26	25,40	101,60	117,48	3,97	95,25	18,00	40,40
		TL-SH 3-D155F	393,70	15,50	A3	F	409,96	25,40	101,60	117,48	3,97	95,25	18,00	41,70
		TL-SH 3-D160F	406,40	16,00	A3	F	422,66	25,40	101,60	117,48	3,97	95,25	18,00	43,50
		TL-SH 3-D180J	457,20	18,00	D3	J	473,46	38,10	114,30	117,48	6,35	117,48	6,00	49,90
		TL-SH 3-D200J	508,00	20,00	D3	J	524,26	38,10	114,30	117,48	6,35	117,48	6,00	54,40
		TL-SH 3-D220J	558,80	22,00	D3	J	575,06	38,10	114,30	117,48	6,35	117,48	6,00	59,00
		TL-SH 3-D270J	685,80	27,00	D3	J	702,06	38,10	114,30	117,48	6,35	117,48	6,00	78,50
		TL-SH 3-D330J	838,20	33,00	D3	J	854,46	38,10	114,30	117,48	6,35	117,48	6,00	108,90
		TL-SH 3-D440J	1016,00	44,00	D3	J	1032,26	38,10	114,30	117,48	6,35	117,48	6,00	136,10
		D	4	TL-SH 4-D120F	304,80	12,00	A2	F	321,06	25,40	101,60	153,99	24,61	95,25
TL-SH 4-D130F	330,20			13,00	A2	F	346,46	25,40	101,60	153,99	24,61	95,25	34,00	39,00
TL-SH 4-D135F	342,90			13,50	A2	F	359,16	25,40	101,60	153,99	24,61	95,25	34,00	40,40
TL-SH 4-D140F	355,60			14,00	A2	F	371,86	25,40	101,60	153,99	24,61	95,25	34,00	41,70
TL-SH 4-D145F	368,30			14,50	A3	F	384,56	25,40	101,60	153,99	24,61	95,25	34,00	43,10
TL-SH 4-D150F	381,00			15,00	A3	F	397,26	25,40	101,60	153,99	24,61	95,25	34,00	44,90
TL-SH 4-D155F	393,70			15,50	A3	F	409,96	25,40	101,60	153,99	24,61	95,25	34,00	46,30
TL-SH 4-D160F	406,40			16,00	A3	F	422,66	25,40	101,60	153,99	24,61	95,25	34,00	48,10
TL-SH 4-D180J	457,20			18,00	A3	J	473,46	38,10	114,30	153,99	3,18	117,48	33,00	54,40
TL-SH 4-D200J	508,00			20,00	A3	J	524,26	38,10	114,30	153,99	3,18	117,48	33,00	59,90
TL-SH 4-D220J	558,80			22,00	A3	J	575,06	38,10	114,30	153,99	3,18	117,48	33,00	70,30
TL-SH 4-D270J	685,80			27,00	A3	J	702,06	38,10	114,30	153,99	3,18	117,48	33,00	87,50
TL-SH4 -D330M	838,20			33,00	B3	M	854,46	50,80	139,70	153,99	8,73	171,45	26,00	127,00
TL-SH4 -D440M	1016,00			44,00	B3	M	1032,26	50,80	139,70	153,99	8,73	171,45	26,00	157,90
TL-SH4 -D480M	1219,20			48,00	B3	M	1235,46	50,80	139,70	153,99	8,73	171,45	26,00	172,40
TL-SH4 -D580M	1473,20	58,00	B3	M	1489,46	50,80	139,70	153,99	8,73	171,45	26,00	190,50		
D	5	TL-SH 5-D120F	304,80	12,00	A2	F	321,06	25,40	101,60	190,50	43,66	95,25	52,00	42,20
		TL-SH 5-D130F	330,20	13,00	A2	F	346,46	25,40	101,60	190,50	43,66	95,25	52,00	43,50
		TL-SH 5-D135F	342,90	13,50	A2	F	359,16	25,40	101,60	190,50	43,66	95,25	52,00	46,30
		TL-SH 5-D140F	355,60	14,00	A2	F	371,86	25,40	101,60	190,50	43,66	95,25	52,00	48,10
		TL-SH 5-D145F	368,30	14,50	A3	F	384,56	25,40	101,60	190,50	43,66	95,25	52,00	50,80
		TL-SH 5-D150F	381,00	15,00	A3	F	397,26	25,40	101,60	190,50	43,66	95,25	52,00	54,40
		TL-SH 5-D155F	393,70	15,50	A3	F	409,96	25,40	101,60	190,50	43,66	95,25	52,00	56,70
		TL-SH 5-D160F	406,40	16,00	A3	F	422,66	25,40	101,60	190,50	43,66	95,25	52,00	59,00
		TL-SH 5-D180J	457,20	18,00	A3	J	473,46	38,10	114,30	190,50	47,63	117,48	25,00	68,00
		TL-SH 5-D200J	508,00	20,00	A3	J	524,26	38,10	114,30	190,50	3,18	117,48	70,00	72,60
		TL-SH 5-D220J	558,80	22,00	A3	J	575,06	38,10	114,30	190,50	3,18	117,48	70,00	86,20
		TL-SH 5-D270M	685,80	27,00	A3	M	702,06	38,10	139,70	190,50	8,73	171,45	10,00	117,90
		TL-SH 5-D330M	838,20	33,00	A3	M	854,46	50,80	139,70	190,50	8,73	171,45	10,00	145,20
		TL-SH 5-D400M	1016,00	40,00	A3	M	1032,26	50,80	139,70	190,50	8,73	171,45	10,00	176,90
		TL-SH 5-D480M	1219,20	48,00	A3	M	1235,46	50,80	139,70	190,50	8,73	171,45	10,00	204,1
TL-SH 5-D580M	1473,20	58,00	A3	M	1489,46	50,80	139,70	190,50	8,73	171,45	10,00	226,8		
D	6	TL-SH 6-D120J	304,80	12,00	A1	J	321,06	38,10	114,30	227,01	47,63	117,48	62,00	52,20
		TL-SH 6-D130J	330,20	13,00	A2	J	346,46	38,10	114,30	227,01	47,63	117,48	62,00	56,70
		TL-SH 6-D135J	342,90	13,50	A2	J	359,16	38,10	114,30	227,01	47,63	117,48	62,00	61,20
		TL-SH 6-D140J	355,60	14,00	A2	J	371,86	38,10	114,30	227,01	47,63	117,48	62,00	65,80
		TL-SH 6-D145J	368,30	14,50	A2	J	384,56	38,10	114,30	227,01	47,63	117,48	62,00	68,00
		TL-SH 6-D150J	381,00	15,00	A2	J	397,26	38,10	114,30	227,01	47,63	117,48	62,00	72,60

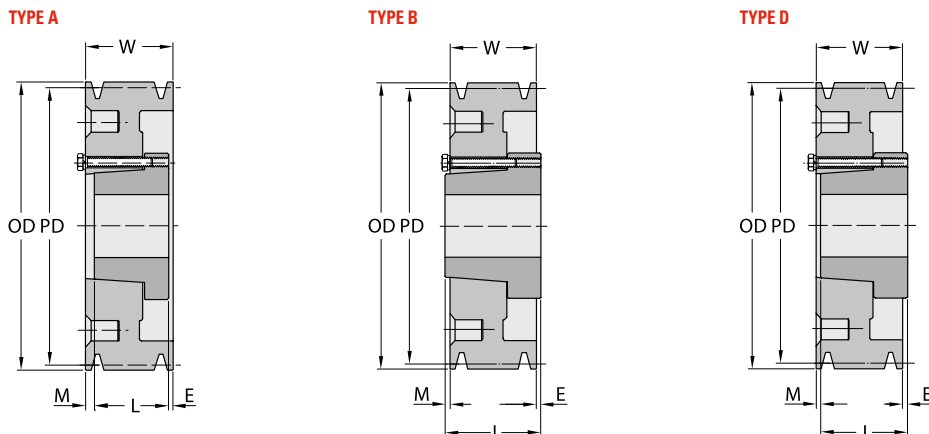
* Weight of Pulley only.

Note on Pulley Type: Number 1 stands for Solid type, number 2 for Web type and number 3 for Spoke type.

NEXT >

PROFILE	NUMBER OF GROOVES	REFERENCE	DATUM DIA V-BELT C		PULLEY TYPE	BUSH TYPE	OD	BORE		W	E	L	M	*WEIGHT
			mm	in				mm	Min mm					
		TL-SH 6-D155J	393,70	15,50	A3	J	409,96	38,10	114,30	227,01	47,63	117,48	62,00	74,80
		TL-SH 6-D160J	406,40	16,00	A3	J	422,66	38,10	114,30	227,01	47,63	117,48	62,00	77,10
		TL-SH 6-D180J	457,20	18,00	A3	J	473,46	38,10	114,30	227,01	47,63	117,48	62,00	81,70
		TL-SH 6-D200J	508,00	20,00	A3	J	524,26	38,10	114,30	227,01	47,63	117,48	62,00	97,50
		TL-SH 6-D220M	558,80	22,00	A3	M	575,06	50,80	139,70	227,01	8,73	171,45	43,00	113,40
		TL-SH 6-D270M	685,80	27,00	A3	M	702,06	50,80	139,70	227,01	8,73	171,45	43,00	136,10
		TL-SH 6-D330M	838,20	33,00	A3	M	854,46	50,80	139,70	227,01	8,73	171,45	43,00	163,30
		TL-SH 6-D400M	1016,00	40,00	A3	M	1032,26	50,80	139,70	227,01	8,73	171,45	43,00	199,60
		TL-SH 6-D480M	1219,20	48,00	A3	M	1235,46	50,80	139,70	227,01	8,73	171,45	43,00	254,00
		TL-SH 6-D580N	1473,20	58,00	A3	N	1489,46	61,91	149,23	227,01	4,76	206,38	16,00	299,40
D	8	TL-SH 8-D120J	304,80	12,00	A1	J	321,06	38,10	114,30	300,04	53,98	117,48	129,00	63,50
		TL-SH 8-D130J	330,20	13,00	A2	J	346,46	38,10	114,30	300,04	53,98	117,48	129,00	68,00
		TL-SH 8-D135J	342,90	13,50	A2	J	359,16	38,10	114,30	300,04	53,98	117,48	129,00	72,60
		TL-SH 8-D140J	355,60	14,00	A2	J	371,86	38,10	114,30	300,04	53,98	117,48	129,00	77,10
		TL-SH 8-D145J	368,30	14,50	A2	J	384,56	38,10	114,30	300,04	53,98	117,48	129,00	80,70
		TL-SH 8-D150J	381,00	15,00	A2	J	397,26	38,10	114,30	300,04	53,98	117,48	129,00	82,60
		TL-SH 8-D155J	393,70	15,50	A2	J	409,96	38,10	114,30	300,04	53,98	117,48	129,00	86,20
		TL-SH 8-D160J	406,40	16,00	A2	J	422,66	38,10	114,30	300,04	53,98	117,48	129,00	91,20
		TL-SH 8-D180M	457,20	18,00	A3	M	473,46	50,80	139,70	300,04	59,53	171,45	69,00	117,90
		TL-SH 8-D200M	508,00	20,00	A3	M	524,26	50,80	139,70	300,04	59,53	171,45	69,00	122,50
		TL-SH 8-D220M	558,80	22,00	A3	M	575,06	50,80	139,70	300,04	8,73	171,45	120,00	136,10
		TL-SH 8-D270M	685,80	27,00	A3	M	702,06	50,80	139,70	300,04	8,73	171,45	120,00	158,80
		TL-SH 8-D330M	838,20	33,00	A3	M	854,46	50,80	139,70	300,04	8,73	171,45	120,00	204,10
		TL-SH 8-D400M	1016,00	40,00	A3	N	1032,26	61,91	149,23	300,04	4,76	206,38	89,00	249,50
		TL-SH 8-D480M	1219,30	48,00	A3	N	1235,46	61,91	149,23	300,04	4,76	206,38	89,00	326,60
		TL-SH 8-D580N	1473,20	58,00	A3	N	1489,46	61,91	149,23	300,04	4,76	206,38	89,00	408,20
D	10	TL-SH 10-D120M	304,80	12,00	A1	M	321,06	50,80	139,70	373,06	59,53	171,45	148,00	86,20
		TL-SH 10-D130M	330,20	13,00	A1	M	346,46	50,80	139,70	373,06	59,53	171,45	148,00	99,80
		TL-SH 10-D135M	342,90	13,50	A1	M	359,16	50,80	139,70	373,06	59,53	171,45	148,00	108,90
		TL-SH 10-D140M	355,60	14,00	A1	M	371,86	50,80	139,70	373,06	59,53	171,45	148,00	113,40
		TL-SH 10-D145M	368,30	14,50	A2	M	384,56	50,80	139,70	373,06	59,53	171,45	148,00	117,90
		TL-SH 10-D150M	381,00	15,00	A2	M	397,26	50,80	139,70	373,06	59,53	171,45	148,00	122,50
		TL-SH 10-D155M	393,70	15,50	A2	M	409,96	50,80	139,70	373,06	59,53	171,45	148,00	127,00
		TL-SH 10-D160M	406,40	16,00	A2	M	422,66	50,80	139,70	373,06	59,53	171,45	148,00	131,50
		TL-SH 10-D180M	457,20	18,00	A2	M	473,46	50,80	139,70	373,06	59,53	171,45	148,00	140,60
		TL-SH 10-D200M	508,00	20,00	A2	M	524,26	50,80	139,70	373,06	59,53	171,45	148,00	149,70
		TL-SH 10-D220M	558,80	22,00	A3	M	575,06	50,80	139,70	373,06	59,53	171,45	173,00	158,80
		TL-SH 10-D270M	685,80	27,00	A3	M	702,06	50,80	139,70	373,06	59,53	171,45	173,00	199,60
		TL-SH 10-D330N	838,20	33,00	A3	N	854,46	61,91	149,23	373,06	30,16	206,38	143,00	226,80
		TL-SH 10-D400N	1016,00	40,00	A3	N	1032,26	61,91	149,23	373,06	30,16	206,38	143,00	294,80

NEXT >

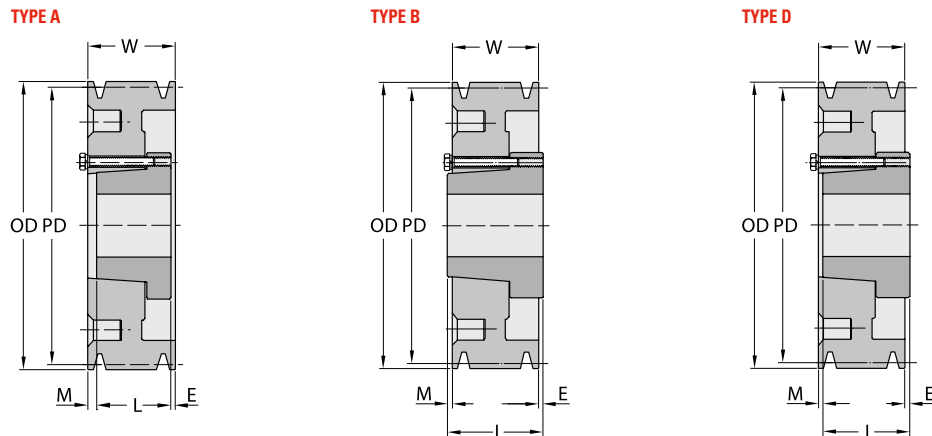


* Weight of Pulley only.

Note on Pulley Type: Number 1 stands for Solid type, number 2 for Web type and number 3 for Spoke type.



PROFILE	NUMBER OF GROOVES	REFERENCE	DATUM DIA V-BELT C		PULLEY TYPE	BUSH TYPE	OD	BORE		W	E	L	M	*WEIGHT
			mm	in				mm	Min mm					
D	10	TL-SH 10-D480P	1219,20	48,00	A3	P	1235,46	74,61	177,80	373,06	6,35	238,13	129,00	417,30
		TL-SH 10-D580P	1473,20	58,00	A3	P	1489,46	74,61	177,80	373,06	6,35	238,13	129,00	499,00
D	12	TL-SH 12-D120M	304,80	12,00	A1	M	321,06	50,80	139,70	446,09	84,93	171,45	190,00	99,80
		TL-SH 12-D130M	330,20	13,00	A1	M	346,46	50,80	139,70	446,09	84,93	171,45	190,00	113,40
		TL-SH 12-D135M	342,90	13,50	A1	M	359,16	50,80	139,70	446,09	84,93	171,45	190,00	122,50
		TL-SH 12-D140M	355,60	14,00	A1	M	371,86	50,80	139,70	446,09	84,93	171,45	190,00	127,00
		TL-SH 12-D145M	368,30	14,50	A1	M	384,56	50,80	139,70	446,09	84,93	171,45	190,00	136,10
		TL-SH 12-D150M	381,00	15,00	A2	M	397,26	50,80	139,70	446,09	84,93	171,45	190,00	138,40
		TL-SH 12-D155M	393,70	15,50	A1	M	409,96	50,80	139,70	446,09	84,93	171,45	190,00	140,60
		TL-SH 12-D160M	406,40	16,00	A2	M	422,66	50,80	139,70	446,09	84,93	171,45	190,00	145,20
		TL-SH 12-D180M	457,20	18,00	A2	M	473,46	50,80	139,70	446,09	84,93	171,45	190,00	154,20
		TL-SH 12-D200M	508,00	20,00	A2	M	524,26	50,80	139,70	446,09	84,93	171,45	190,00	163,30
		TL-SH 12-D220M	558,80	22,00	A3	M	575,06	50,80	139,70	446,09	59,53	171,45	215,00	181,40
		TL-SH 12-D270N	685,80	27,00	A3	N	702,06	61,91	149,23	446,09	55,56	206,38	184,00	235,90
		TL-SH 12-D330N	838,20	33,00	A3	N	854,46	61,91	149,23	446,09	58,74	206,38	184,00	301,60
		TL-SH 12-D400P	1016,00	40,00	A3	P	1032,26	74,61	177,80	446,09	6,35	238,13	202,00	394,60
		TL-SH 12-D480P	1219,20	48,00	A3	P	1235,46	74,61	177,80	446,09	6,35	238,13	202,00	494,40
		TL-SH 12-D580P	1473,20	58,00	A3	P	1489,46	74,61	177,80	446,09	6,35	238,13	202,00	589,70



NARROW WEDGE SERIES. PROFILE SPZ. TAPER BUSH

PROFILE	NUMBER OF GROOVES	REFERENCE	PULLEY TYPE	PITCH DIA	BUSH TYPE	OD	BORE		W	G	K	L	M	H	*WEIGHT
							mm	Min mm							
SPZ	1	TL-SH 1-SPZ50TB	9	50,00	1008	54,00	9,00	25,00	37,00	28,00	12,00	22,00			0,30
		TL-SH 1-SPZ56TB	9	56,00	1008	60,00	9,00	25,00	37,00	23,00	12,00	22,00			0,50
		TL-SH 1-SPZ60TB	1	60,00	1008	64,00	9,00	25,00	22,00			22,00			0,30
		TL-SH 1-SPZ63TB	1	63,00	1108	67,00	9,00	28,00	16,00			22,00	6,00	62,00	0,30
		TL-SH 1-SPZ67TB	1	67,00	1108	71,00	9,00	28,00	16,00			22,00	6,00	62,00	0,30
		TL-SH 1-SPZ71TB	1	71,00	1108	75,00	9,00	28,00	16,00			22,00	6,00	62,00	0,40
		TL-SH 1-SPZ75TB	1	75,00	1108	79,00	9,00	28,00	16,00			22,00	6,00	62,00	0,40
		TL-SH 1-SPZ80TB	1	80,00	1210	84,00	11,00	32,00	16,00			25,00	9,00	75,00	0,50
		TL-SH 1-SPZ85TB	1	85,00	1210	89,00	11,00	32,00	16,00			25,00	9,00	75,00	0,70
		TL-SH 1-SPZ90TB	1	90,00	1210	94,00	11,00	32,00	16,00			25,00	9,00	75,00	0,70
		TL-SH 1-SPZ95TB	1	95,00	1210	99,00	11,00	32,00	16,00			25,00	9,00	75,00	0,80
		TL-SH 1-SPZ100TB	1	100,00	1210	104,00	11,00	32,00	16,00			25,00	9,00	75,00	0,90
		TL-SH 1-SPZ106TB	1	106,00	1610	110,00	14,00	42,00	16,00			25,00	9,00	80,00	1,00
		TL-SH 1-SPZ112TB	1	112,00	1610	116,00	14,00	42,00	16,00			25,00	9,00	80,00	1,10

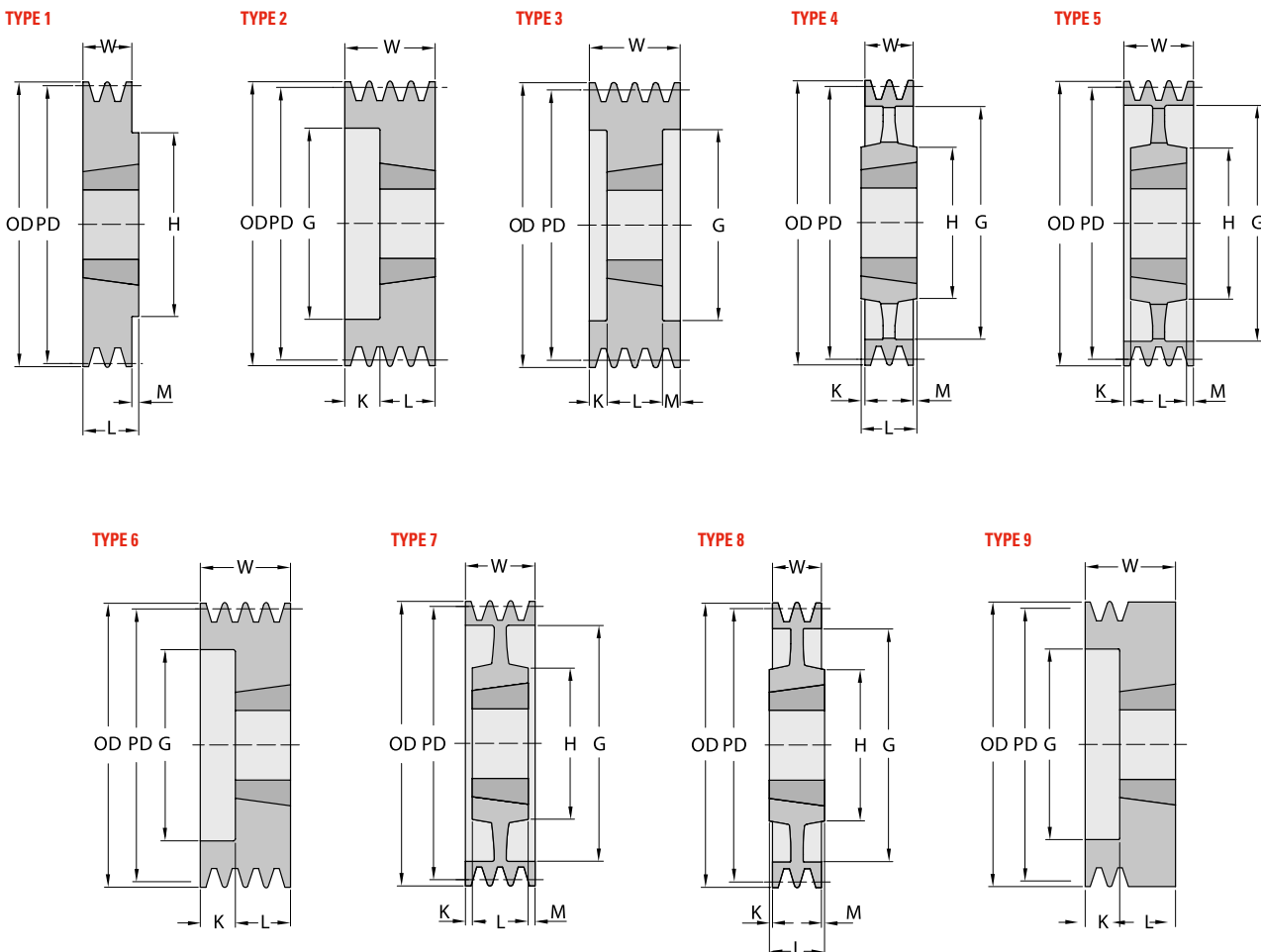
* Weight of Pulley only.

Note on Pulley Type: Number 1 stands for Solid type, number 2 for Web type and number 3 for Spoke type.

NEXT >

PROFILE	NUMBER OF GROOVES	REFERENCE	PULLEY TYPE	PITCH DIA	BUSH TYPE	OD	BORE		W	G	K	L	M	H	*WEIGHT
							Min mm	Max mm							
		TL-SH 1-SPZ118TB	1	118,00	1610	122,00	14,00	42,00	16,00			25,00	9,00	80,00	1,20
		TL-SH 1-SPZ125TB	1	125,00	1610	129,00	14,00	42,00	16,00			25,00	9,00	80,00	1,30
		TL-SH 1-SPZ132TB	1	132,00	1610	136,00	14,00	42,00	16,00			25,00	9,00	80,00	1,50
		TL-SH 1-SPZ140TB	1	140,00	1610	144,00	14,00	42,00	16,00			25,00	9,00	80,00	1,70
		TL-SH 1-SPZ150TB	1	150,00	1610	154,00	14,00	42,00	16,00			25,00	9,00	80,00	2,00
		TL-SH 1-SPZ160TB	1	160,00	1610	164,00	14,00	42,00	16,00			25,00	9,00	80,00	2,20
		TL-SH 1-SPZ170TB	1	170,00	1610	174,00	14,00	42,00	16,00			25,00	9,00	80,00	2,20
		TL-SH 1-SPZ180TB	4	180,00	1610	184,00	14,00	42,00	16,00	152,00		25,00	9,00	92,00	2,10
		TL-SH 1-SPZ190TB	4	190,00	1610	194,00	14,00	42,00	16,00	161,00		25,00	9,00	92,00	2,70
		TL-SH 1-SPZ200TB	4	200,00	2012	204,00	14,00	50,00	16,00	172,00		32,00	16,00	100,00	3,40
		TL-SH 1-SPZ224TB	4	224,00	2012	228,00	14,00	50,00	16,00	196,00		32,00	16,00	100,00	3,60
		TL-SH 1-SPZ250TB	4	250,00	2012	254,00	14,00	50,00	16,00	222,00	8,00	32,00	8,00	100,00	4,60
		TL-SH 1-SPZ280TB	4	280,00	2012	284,00	14,00	50,00	16,00	252,00	8,00	32,00	8,00	100,00	5,50
		TL-SH 1-SPZ315TB	4	315,00	2012	319,00	14,00	50,00	16,00	287,00	8,00	32,00	8,00	100,00	6,70
		TL-SH 1-SPZ355TB	4	355,00	2012	359,00	14,00	50,00	16,00	326,00	8,00	32,00	8,00	112,00	6,80
		TL-SH 1-SPZ400TB	4	400,00	2012	404,00	14,00	50,00	16,00	371,00	8,00	32,00	8,00	112,00	6,90
		TL-SH 1-SPZ450TB	4	450,00	2517	454,00	16,00	60,00	16,00	421,00	14,50	45,00	14,60	120,00	7,20
SPZ	2	TL-SH 2-SPZ50TB	9	50,00	1008	54,00	9,00	25,00	49,00	28,00	25,00	22,00			0,40
		TL-SH 2-SPZ56TB	9	56,00	1008	60,00	9,00	25,00	49,00	35,00	27,00	22,00			0,50
		TL-SH 2-SPZ60TB	9	60,00	1108	64,00	9,00	25,00	49,00	36,00	27,00	22,00			0,70
		TL-SH 2-SPZ63TB	6	63,00	1108	67,00	9,00	28,00	28,00	40,00	6,00	22,00			0,30
		TL-SH 2-SPZ67TB	6	67,00	1108	71,00	9,00	28,00	28,00	42,00	6,00	22,00			0,40
		TL-SH 2-SPZ71TB	6	71,00	1108	75,00	9,00	28,00	28,00	42,00	6,00	22,00			0,50
		TL-SH 2-SPZ75TB	6	75,00	1210	79,00	11,00	32,00	28,00	51,00	3,00	25,00			0,50

NEXT >



* Weight of Pulley only.



PROFILE	NUMBER OF GROOVES	REFERENCE	PULLEY TYPE	PITCH DIA	BUSH TYPE	OD		BORE		W	G	K	L	M	H	*WEIGHT
				mm		mm	Min mm	Max mm	mm							
SPZ	2	TL-SH 2-SPZ80TB	6	80,00	1210	84,00	11,00	32,00	28,00	51,00	3,00	25,00				0,60
		TL-SH 2-SPZ85TB	6	85,00	1610	89,00	14,00	42,00	28,00	60,00	3,00	25,00				0,60
		TL-SH 2-SPZ90TB	6	90,00	1610	94,00	14,00	42,00	28,00	61,00	3,00	25,00				0,70
		TL-SH 2-SPZ95TB	6	95,00	1610	99,00	14,00	42,00	28,00	66,00	3,00	25,00				0,80
		TL-SH 2-SPZ100TB	6	100,00	1610	104,00	14,00	42,00	28,00	71,00	3,00	25,00				0,90
		TL-SH 2-SPZ106TB	6	106,00	1610	110,00	14,00	42,00	28,00	76,00	3,00	25,00				1,10
		TL-SH 2-SPZ112TB	6	112,00	1610	116,00	14,00	42,00	28,00	84,00	3,00	25,00				1,30
		TL-SH 2-SPZ118TB	6	118,00	1610	122,00	14,00	42,00	28,00	90,00	3,00	25,00				1,50
		TL-SH 2-SPZ125TB	6	125,00	1610	129,00	14,00	42,00	28,00	97,00	3,00	25,00				1,70
		TL-SH 2-SPZ132TB	6	132,00	1610	136,00	14,00	42,00	28,00	104,00	3,00	25,00				2,00
		TL-SH 2-SPZ140TB	6	140,00	1610	144,00	14,00	42,00	28,00	112,00	3,00	25,00				2,40
		TL-SH 2-SPZ150TB	1	150,00	2012	154,00	14,00	50,00	28,00				32,00	4,00	100,00	2,60
		TL-SH 2-SPZ160TB	1	160,00	2012	164,00	14,00	50,00	28,00				32,00	4,00	100,00	3,10
		TL-SH 2-SPZ170TB	1	170,00	2012	174,00	14,00	50,00	28,00				32,00	4,00	100,00	2,80
		TL-SH 2-SPZ180TB	8	180,00	2012	184,00	14,00	50,00	28,00	152,00			32,00	4,00	100,00	2,90
		TL-SH 2-SPZ190TB	8	190,00	2012	194,00	14,00	50,00	28,00	161,00			32,00	4,00	100,00	3,10
		TL-SH 2-SPZ200TB	4	200,00	2012	204,00	14,00	50,00	28,00	171,00			32,00	4,00	100,00	3,40
		TL-SH 2-SPZ224TB	4	224,00	2012	228,00	14,00	50,00	28,00	196,00			32,00	4,00	100,00	4,50
		TL-SH 2-SPZ25TB	4	250,00	2012	254,00	14,00	50,00	28,00	222,00	2,00	32,00	2,00	100,00	5,40	
		TL-SH 2-SPZ280TB	4	280,00	2012	284,00	14,00	50,00	28,00	252,00	2,00	32,00	2,00	100,00	6,20	
		TL-SH 2-SPZ315TB	4	315,00	2012	319,00	14,00	50,00	28,00	286,00	2,00	32,00	2,00	100,00	7,20	
		TL-SH 2-SPZ355TB	4	355,00	2012	359,00	14,00	50,00	28,00	326,00	2,00	32,00	2,00	112,00	8,60	
		TL-SH 2-SPZ400TB	4	400,00	2517	404,00	16,00	60,00	28,00	371,00	8,50	45,00	8,50	120,00	9,90	
		TL-SH 2-SPZ450TB	4	450,00	2517	454,00	16,00	60,00	28,00	421,00	8,50	45,00	8,50	120,00	11,20	
SPZ	3	TL-SH 3-SPZ63TB	6	63,00	1108	67,00	9,00	28,00	40,00	40,00	18,00	22,00				0,40
		TL-SH 3-SPZ67TB	6	67,00	1108	71,00	9,00	28,00	40,00	42,00	18,00	22,00				0,50
		TL-SH 3-SPZ71TB	6	71,00	1108	75,00	9,00	28,00	40,00	42,00	18,00	22,00				0,60
		TL-SH 3-SPZ75TB	6	75,00	1210	79,00	11,00	32,00	40,00	48,00	15,00	25,00				0,70
		TL-SH 3-SPZ80TB	6	80,00	1210	84,00	11,00	32,00	40,00	51,00	15,00	25,00				0,70
		TL-SH 3-SPZ85TB	6	85,00	1610	89,00	14,00	42,00	40,00	60,00	15,00	25,00				0,80
		TL-SH 3-SPZ90TB	6	90,00	1610	94,00	14,00	42,00	40,00	61,00	15,00	25,00				0,90
		TL-SH 3-SPZ95TB	6	95,00	1610	99,00	14,00	42,00	40,00	66,00	15,00	25,00				1,00
		TL-SH 3-SPZ100TB	6	100,00	1610	104,00	14,00	42,00	40,00	71,00	15,00	25,00				1,10
		TL-SH 3-SPZ106TB	6	106,00	1610	110,00	14,00	42,00	40,00	78,00	15,00	25,00				1,40
		TL-SH 3-SPZ112TB	6	112,00	2012	116,00	14,00	50,00	40,00	84,00	8,00	32,00				1,40
		TL-SH 3-SPZ118TB	6	118,00	2012	122,00	14,00	50,00	40,00	92,00	8,00	32,00				1,70
		TL-SH 3-SPZ125TB	2	125,00	2012	129,00	14,00	50,00	40,00	97,00		32,00	8,00			2,00
		TL-SH 3-SPZ132TB	2	132,00	2012	136,00	14,00	50,00	40,00	104,00		32,00	8,00			2,30
		TL-SH 3-SPZ140TB	2	140,00	2012	144,00	14,00	50,00	40,00	112,00		32,00	8,00			2,70
		TL-SH 3-SPZ150TB	2	150,00	2012	154,00	14,00	50,00	40,00	122,00		32,00	8,00			3,30
		TL-SH 3-SPZ160TB	2	160,00	2012	164,00	14,00	50,00	40,00	132,00		32,00	8,00			3,90
		TL-SH 3-SPZ170TB	3	170,00	2012	174,00	14,00	50,00	40,00	141,00	4,00	32,00	4,00			3,2
		TL-SH 3-SPZ180TB	7	180,00	2012	184,00	14,00	50,00	40,00	152,00		32,00	8,00	100,00		3,4
		TL-SH 3-SPZ190TB	7	190,00	2012	194,00	14,00	50,00	40,00	161,00	4,00	32,00	4,00	100,00		3,4
		TL-SH 3-SPZ200TB	5	200,00	2012	204,00	14,00	50,00	40,00	172,00	4,00	32,00	4,00	100,00		3,9
		TL-SH 3-SPZ224TB	5	224,00	2012	228,00	14,00	50,00	40,00	196,00	4,00	32,00	4,00	100,00		5,40
		TL-SH 3-SPZ250TB	5	250,00	2012	254,00	14,00	50,00	40,00	222,00	4,00	32,00	4,00	100,00		6,40
		TL-SH 3-SPZ280TB	4	280,00	2517	284,00	16,00	60,00	40,00	252,00	2,50	45,00	2,50	120,00		8,30
TL-SH 3-SPZ315TB	4	315,00	2517	319,00	16,00	60,00	40,00	287,00	2,50	45,00	2,50	120,00		10,10		
TL-SH 3-SPZ355TB	4	355,00	2517	359,00	16,00	60,00	40,00	326,00	2,50	45,00	2,50	120,00		11,70		
TL-SH 3-SPZ400TB	4	400,00	2517	404,00	16,00	60,00	40,00	371,00	2,50	45,00	2,50	120,00		13,30		
TL-SH 3-SPZ450TB	4	450,00	2517	454,00	16,00	60,00	40,00	421,00	2,50	45,00	2,50	120,00		14,60		
TL-SH 3-SPZ500TB	4	500,00	2517	504,00	16,00	60,00	40,00	471,00	2,50	45,00	2,50	120,00		15,80		
TL-SH 3-SPZ630TB	4	630,00	3020	634,00	25,00	75,00	40,00	601,00	5,50	45,00	2,50	120,00		17,00		
TL-SH 3-SPZ800TB	4	800,00	3020	804,00	25,00	75,00	40,00	771,00	5,50	51,00	2,50	150,00		33,00		
SPZ	4	TL-SH 4-SPZ63TB	6	63,00	1108	67,00	9,00	28,00	52,00	38,00	30,00	22,00			0,50	

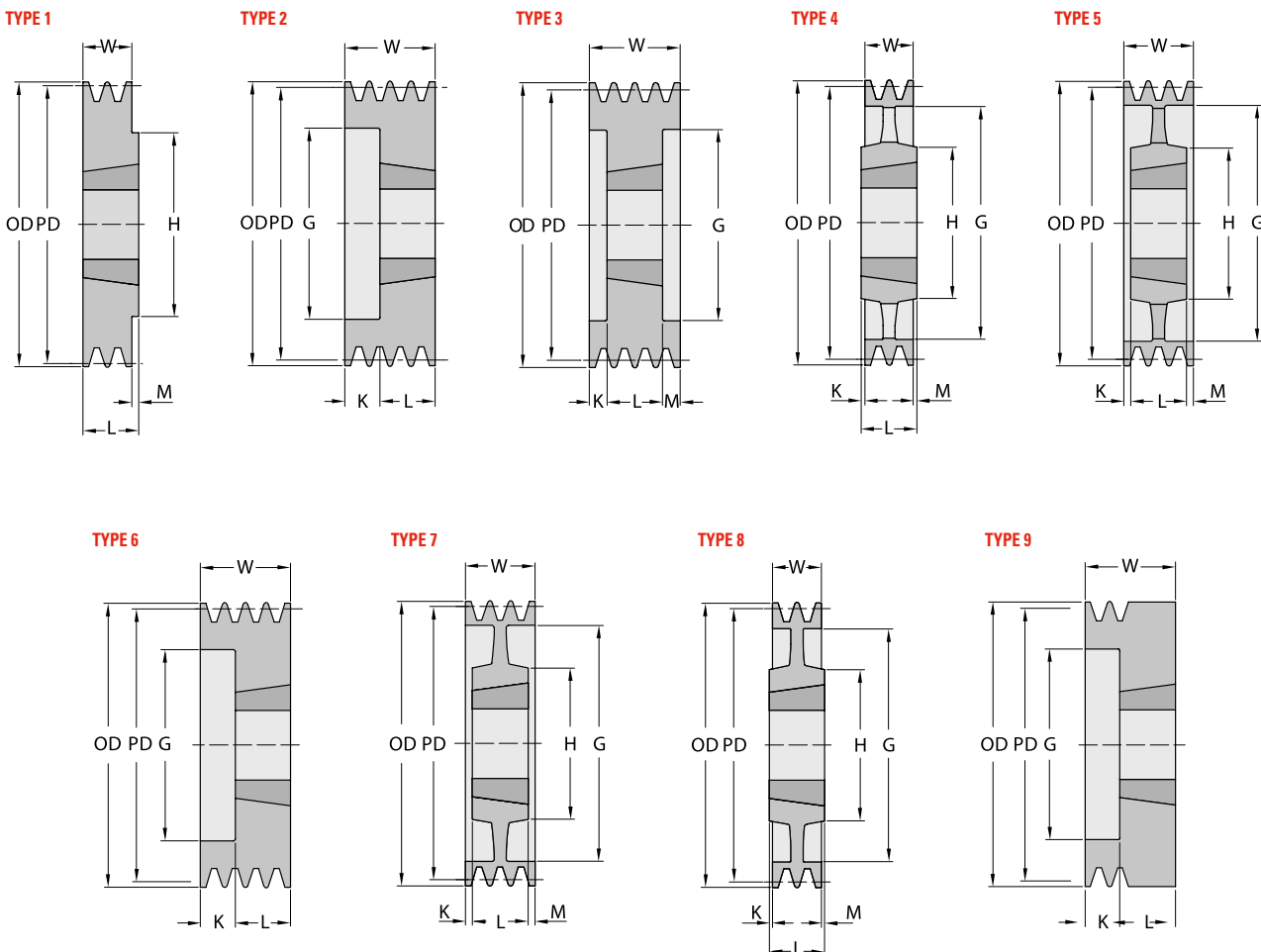
* Weight of Pulley only.

NEXT >



PROFILE	NUMBER OF GROOVES	REFERENCE	PULLEY TYPE	PITCH DIA	BUSH TYPE	OD	BORE		W	G	K	L	M	H	*WEIGHT
							Min mm	Max mm							
		TL-SH 4-SPZ67TB	6	67,00	1108	71,00	9,00	28,00	52,00	41,00	30,00	22,00			0,60
		TL-SH 4-SPZ71TB	6	71,00	1108	75,00	9,00	28,00	52,00	45,00	30,00	22,00			0,70
		TL-SH 4-SPZ75TB	6	75,00	1210	79,00	11,00	32,00	52,00	46,00	27,00	25,00			0,80
		TL-SH 4-SPZ80TB	6	80,00	1210	84,00	11,00	32,00	52,00	51,00	27,00	25,00			0,90
		TL-SH 4-SPZ85TB	6	85,00	1610	89,00	14,00	42,00	52,00	60,00	27,00	25,00			1,00
		TL-SH 4-SPZ90TB	6	90,00	1610	94,00	14,00	42,00	52,00	61,00	27,00	25,00			1,10
		TL-SH 4-SPZ95TB	6	95,00	1610	99,00	14,00	42,00	52,00	66,00	27,00	25,00			1,30
		TL-SH 4-SPZ100TB	6	100,00	1610	104,00	14,00	42,00	52,00	72,00	27,00	25,00			1,40
		TL-SH 4-SPZ106TB	6	106,00	1610	110,00	14,00	42,00	52,00	80,00	27,00	25,00			1,60
		TL-SH 4-SPZ112TB	6	112,00	2012	116,00	14,00	50,00	52,00	86,00	20,00	32,00			1,70
		TL-SH 4-SPZ118TB	6	118,00	2012	122,00	14,00	50,00	52,00	92,00	20,00	32,00			2,00
		TL-SH 4-SPZ125TB	2	125,00	2012	129,00	14,00	50,00	52,00	99,00		32,00	20,00		2,30
		TL-SH 4-SPZ132TB	2	132,00	2012	136,00	14,00	50,00	52,00	104,00		32,00	20,00		2,60
		TL-SH 4-SPZ140TB	2	140,00	2012	144,00	14,00	50,00	52,00	112,00		32,00	20,00		3,10
		TL-SH 4-SPZ150TB	2	150,00	2517	154,00	16,00	60,00	52,00	122,00		45,00	7,00		3,80
		TL-SH 4-SPZ160TB	2	160,00	2517	164,00	16,00	60,00	52,00	132,00		45,00	7,00		4,60
		TL-SH 4-SPZ170TB	2	170,00	2517	174,00	16,00	65,00	52,00	141,00		45,00	7,00		5,50
		TL-SH 4-SPZ180TB	2	180,00	2517	184,00	16,00	60,00	52,00	152,00		45,00	3,50		6,30
		TL-SH 4-SPZ190TB	3	190,00	2517	194,00	16,00	65,00	52,00	161,00	3,50	45,00	3,50		5,30
		TL-SH 4-SPZ200TB	7	200,00	2517	204,00	16,00	60,00	52,00	172,00	3,50	45,00	3,50	120,00	5,40
		TL-SH 4-SPZ224TB	5	224,00	2517	228,00	16,00	60,00	52,00	196,00	3,50	45,00	3,50	120,00	7,00
		TL-SH 4-SPZ250TB	5	250,00	2517	254,00	16,00	60,00	52,00	222,00	3,50	45,00	3,50	120,00	8,00
		TL-SH 4-SPZ280TB	5	280,00	2517	284,00	16,00	60,00	52,00	252,00	3,50	45,00	3,50	120,00	9,50
		TL-SH 4-SPZ315TB	5	315,00	2517	319,00	16,00	60,00	52,00	286,00	3,50	45,00	3,50	120,00	12,10
		TL-SH 4-SPZ355TB	5	355,00	2517	359,00	16,00	60,00	52,00	326,00	3,50	45,00	3,50	120,00	12,80

NEXT >



* Weight of Pulley only.

NEXT >



PROFILE	NUMBER OF GROOVES	REFERENCE	PULLEY TYPE	PITCH DIA	BUSH TYPE	OD	BORE		W	G	K	L	M	H	*WEIGHT
							mm	mm							
SPZ	4	TL-SH 4-SPZ400TB	5	400,00	2517	404,00	16,00	60,00	52,00	371,00	3,50	45,00	3,50	120,00	13,60
		TL-SH 4-SPZ450TB	5	450,00	3020	454,00	25,00	75,00	52,00	421,00	0,50	51,00	0,50	150,00	14,50
		TL-SH 4-SPZ500TB	5	500,00	3020	504,00	25,00	75,00	52,00	471,00	0,50	51,00	0,50	150,00	17,30
		TL-SH 4-SPZ630TB	4	630,00	3030	634,00	35,00	75,00	52,00	601,00	12,00	76,00	12,00	150,00	23,00
		TL-SH 4-SPZ800TB	4	800,00	3030	804,00	35,00	75,00	52,00	771,00	12,00	76,00	12,00	150,00	36,00
SPZ	5	TL-SH 5-SPZ85TB	6	85,00	1610	89,00	14,00	42,00	64,00	60,00	39,00	25,00			1,30
		TL-SH 5-SPZ90TB	6	90,00	1610	94,00	14,00	42,00	64,00	61,00	39,00	25,00			1,30
		TL-SH 5-SPZ95TB	6	95,00	1610	99,00	14,00	42,00	64,00	66,00	39,00	25,00			1,50
		TL-SH 5-SPZ100TB	6	100,00	2012	104,00	14,00	50,00	64,00	72,00	32,00	32,00			1,60
		TL-SH 5-SPZ106TB	6	106,00	2012	110,00	14,00	50,00	64,00	78,00	32,00	32,00			1,80
		TL-SH 5-SPZ112TB	6	112,00	2012	116,00	14,00	50,00	64,00	84,00	32,00	32,00			2,00
		TL-SH 5-SPZ118TB	6	118,00	2012	122,00	14,00	50,00	64,00	90,00	32,00	32,00			2,30
		TL-SH 5-SPZ125TB	6	125,00	2012	129,00	14,00	50,00	64,00	97,00	32,00	32,00			2,70
		TL-SH 5-SPZ132TB	6	132,00	2517	136,00	16,00	60,00	64,00	104,00	19,00	45,00			2,80
		TL-SH 5-SPZ140TB	2	140,00	2517	144,00	16,00	60,00	64,00	112,00		45,00	19,00		3,40
		TL-SH 5-SPZ150TB	2	150,00	2517	154,00	16,00	60,00	64,00	122,00		45,00	19,00		4,30
		TL-SH 5-SPZ160TB	2	160,00	2517	164,00	16,00	60,00	64,00	132,00		45,00	19,00		5,10
		TL-SH 5-SPZ170TB	2	170,00	2517	174,00	16,00	60,00	64,00	141,00		45,00	19,00		5,70
		TL-SH 5-SPZ180TB	2	180,00	2517	184,00	16,00	60,00	64,00	152,00		45,00	19,00		6,80
		TL-SH 5-SPZ190TB	3	190,00	2517	194,00	16,00	60,00	64,00	161,00	9,50	45,00	9,50		7,80
		TL-SH 5-SPZ200TB	5	200,00	2517	204,00	16,00	60,00	64,00	172,00	9,50	45,00	9,50		8,80
		TL-SH 5-SPZ224TB	5	224,00	2517	228,00	16,00	60,00	64,00	196,00	9,50	45,00	9,50	120,00	8,80
		TL-SH 5-SPZ250TB	5	250,00	2517	254,00	16,00	60,00	64,00	222,00	9,50	45,00	9,50	120,00	9,00
		TL-SH 5-SPZ280TB	5	280,00	2517	284,00	16,00	60,00	64,00	252,00	9,50	45,00	9,50	120,00	11,00
		TL-SH 5-SPZ315TB	5	315,00	2517	319,00	16,00	60,00	64,00	287,00	9,50	45,00	9,50	120,00	13,30
		TL-SH 5-SPZ355TB	5	355,00	2517	359,00	16,00	60,00	64,00	326,00	9,50	45,00	9,50	120,00	13,00
		TL-SH 5-SPZ400TB	5	400,00	3020	404,00	25,00	75,00	64,00	371,00	6,50	51,00	6,50	150,00	15,60
		TL-SH 5-SPZ450TB	5	450,00	3020	454,00	25,00	75,00	64,00	421,00	6,50	51,00	6,50	150,00	19,00
		TL-SH 5-SPZ500TB	4	500,00	3030	504,00	35,00	75,00	64,00	471,00	6,00	51,00	6,00	150,00	22,60
		TL-SH 5-SPZ630TB	4	630,00	3030	634,00	35,00	75,00	64,00	601,00	6,00	51,00	6,00	150,00	29,00
TL-SH 5-SPZ800TB	4	800,00	3535	804,00	35,00	90,00	64,00	771,00	12,50	89,00	12,50	170,00	44,10		
SPZ	6	TL-SH 6-SPZ85TB	6	85,00	1610	89,00	14,00	42,00	76,00	61,00	51,00	25,00			1,30
		TL-SH 6-SPZ90TB	6	90,00	1610	94,00	14,00	42,00	76,00	61,00	51,00	25,00			1,50
		TL-SH 6-SPZ95TB	6	95,00	1610	99,00	14,00	42,00	76,00	66,00	51,00	25,00			1,70
		TL-SH 6-SPZ100TB	6	100,00	2012	104,00	14,00	50,00	76,00	72,00	44,00	32,00			1,90
		TL-SH 6-SPZ106TB	6	106,00	2012	110,00	14,00	50,00	76,00	78,00	44,00	32,00			2,00
		TL-SH 6-SPZ112TB	6	112,00	2012	116,00	14,00	50,00	76,00	84,00	44,00	32,00			2,30
		TL-SH 6-SPZ118TB	6	118,00	2517	122,00	16,00	60,00	76,00	90,00	31,00	32,00			2,30
		TL-SH 6-SPZ125TB	6	125,00	2517	129,00	16,00	60,00	76,00	97,00	31,00	45,00			2,70
		TL-SH 6-SPZ132TB	6	132,00	2517	136,00	16,00	60,00	76,00	104,00	31,00	45,00			3,20
		TL-SH 6-SPZ140TB	2	140,00	2517	144,00	16,00	60,00	76,00	112,00		45,00	31,00		3,80
		TL-SH 6-SPZ150TB	2	150,00	2517	154,00	16,00	60,00	76,00	122,00		45,00	31,00		4,60
		TL-SH 6-SPZ160TB	2	160,00	2517	164,00	16,00	60,00	76,00	132,00		45,00	31,00		5,50
		TL-SH 6-SPZ170TB	2	170,00	2517	174,00	16,00	65,00	76,00	141,00		45,00	31,00		6,50
		TL-SH 6-SPZ180TB	3	180,00	2517	184,00	16,00	60,00	76,00	152,00	15,50	45,00	15,50		7,30
		TL-SH 6-SPZ190TB	3	190,00	2517	194,00	16,00	65,00	76,00	161,00	15,50	45,00	15,50	120,00	8,40
		TL-SH 6-SPZ200TB	3	200,00	2517	204,00	16,00	60,00	76,00	172,00	15,50	45,00	15,50	120,00	9,40
		TL-SH 6-SPZ224TB	5	224,00	2517	228,00	16,00	60,00	76,00	196,00	15,50	45,00	15,50	120,00	9,70
		TL-SH 6-SPZ250TB	5	250,00	2517	254,00	16,00	60,00	76,00	222,00	15,50	45,00	15,50	120,00	11,80
		TL-SH 6-SPZ280TB	5	280,00	2517	284,00	16,00	60,00	76,00	252,00	15,50	45,00	15,50	120,00	12,80
		TL-SH 6-SPZ315TB	5	315,00	2517	319,00	16,00	60,00	76,00	287,00	15,50	45,00	15,50	120,00	13,80
		TL-SH 6-SPZ355TB	5	355,00	2517	359,00	16,00	60,00	76,00	326,00	15,50	45,00	15,50	125,00	15,00
		TL-SH 6-SPZ400TB	5	400,00	3020	404,00	25,00	75,00	76,00	371,00		76,00		150,00	18,30
		TL-SH 6-SPZ450TB	5	450,00	3020	454,00	25,00	75,00	76,00	421,00		76,00		150,00	21,50
		TL-SH 6-SPZ500TB	5	500,00	3020	504,00	25,00	75,00	76,00	471,00		76,00		150,00	24,60
		TL-SH 6-SPZ630TB	4	630,00	3535	634,00	35,00	90,00	76,00	601,00	6,50	89,00	6,50	170,00	35,00

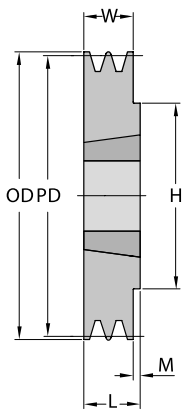
* Weight of Pulley only.

NEXT >

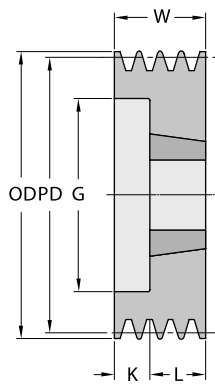


PROFILE	NUMBER OF GROOVES	REFERENCE	PULLEY TYPE	PITCH DIA	BUSH TYPE	OD	BORE		W	G	K	L	M	H	*WEIGHT
							Min mm	Max mm							
		TL-SH 6-SPZ800TB	4	800,00	3535	804,00	35,00	90,00	76,00	771,00	6,50	89,00	6,50	170,00	57,90
SPZ	8	TL-SH 8-SPZ140TB	3	140,00	2517	144,00	16,00	60,00	100,00	112,00	27,50	45,00	27,50	4,00	
		TL-SH 8-SPZ150TB	3	150,00	2517	154,00	16,00	60,00	100,00	122,00	27,50	45,00	27,50	5,10	
		TL-SH 8-SPZ160TB	3	160,00	2517	164,00	16,00	60,00	100,00	132,00	27,50	45,00	27,50	5,60	
		TL-SH 8-SPZ180TB	3	180,00	2517	184,00	16,00	60,00	100,00	152,00	27,50	45,00	27,50	7,10	
		TL-SH 8-SPZ200TB	3	200,00	3020	204,00	25,00	75,00	100,00	171,00	24,50	51,00	24,50	9,30	
		TL-SH 8-SPZ224TB	3	224,00	3020	228,00	25,00	75,00	100,00	195,00	24,50	51,00	24,50	11,80	
		TL-SH 8-SPZ250TB	5	250,00	3020	254,00	25,00	75,00	100,00	221,00	24,50	51,00	24,50	150,00	10,50
		TL-SH 8-SPZ280TB	5	280,00	3020	284,00	25,00	75,00	100,00	252,00	24,50	51,00	24,50	150,00	10,80
		TL-SH 8-SPZ355TB	5	355,00	3030	359,00	35,00	75,00	100,00	326,00	12,00	76,00	12,00	150,00	16,00
		TL-SH 8-SPZ400TB	5	400,00	3030	404,00	35,00	75,00	100,00	371,00	12,00	76,00	12,00	150,00	18,20
		TL-SH 8-SPZ450TB	5	450,00	3535	454,00	35,00	90,00	100,00	421,00	5,50	89,00	5,50	170,00	24,00

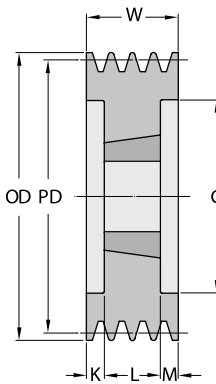
TYPE 1



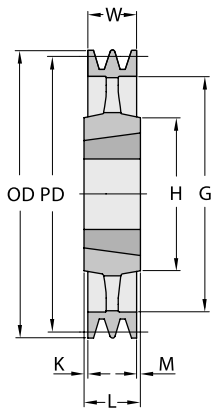
TYPE 2



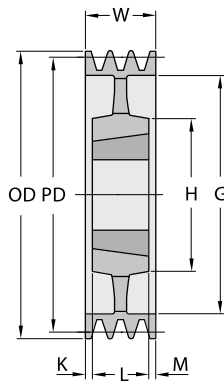
TYPE 3



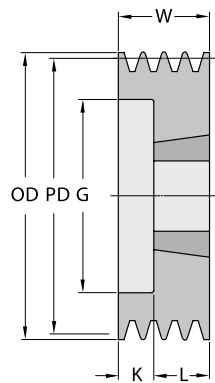
TYPE 4



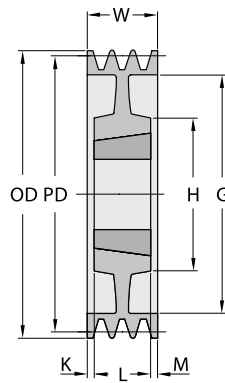
TYPE 5



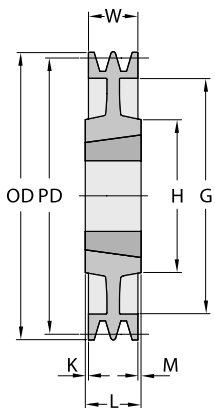
TYPE 6



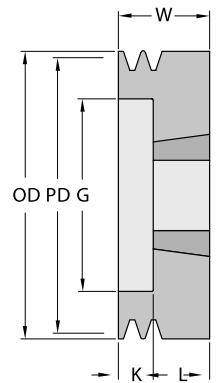
TYPE 7



TYPE 8



TYPE 9



NARROW WEDGE SERIES. PROFILE SPA. TAPER BUSH

PROFILE	NUMBER OF GROOVES	REFERENCE	PULLEY TYPE	PITCH DIA	BUSH TYPE	OD		BORE		W	G	K	L	M	H	*WEIGHT
						mm		mm	Min mm							
SPA	1	TL-SH 1-SPA63TB	1	63,00	1108	68,50	9,00	25,00	20,00				22,00	2,00	62,00	0,80
		TL-SH 1-SPA67TB	1	67,00	1108	72,50	9,00	28,00	20,00				22,00	2,00	62,00	0,50
		TL-SH 1-SPA71TB	1	71,00	1108	76,50	9,00	28,00	20,00				22,00	2,00	62,00	0,50
		TL-SH 1-SPA75TB	1	75,00	1108	80,50	9,00	28,00	20,00				22,00	2,00	62,00	0,40
		TL-SH 1-SPA80TB	1	80,00	1210	85,50	11,00	32,00	20,00				25,00	5,00	75,00	0,50
		TL-SH 1-SPA85TB	1	85,00	1210	90,50	11,00	32,00	20,00				25,00	5,00	75,00	0,60
		TL-SH 1-SPA90TB	1	90,00	1210	95,50	11,00	32,00	20,00				25,00	5,00	75,00	0,70
		TL-SH 1-SPA95TB	1	95,00	1210	100,50	11,00	32,00	20,00				25,00	5,00	75,00	0,90
		TL-SH 1-SPA100TB	1	100,00	1610	105,50	14,00	42,00	20,00				25,00	5,00	80,00	0,80
		TL-SH 1-SPA106TB	1	106,00	1610	111,50	14,00	42,00	20,00				25,00	5,00	80,00	0,90
		TL-SH 1-SPA112TB	1	112,00	1610	117,50	14,00	42,00	20,00				25,00	5,00	80,00	1,10
		TL-SH 1-SPA118TB	1	118,00	1610	123,50	14,00	42,00	20,00				25,00	5,00	80,00	1,20
		TL-SH 1-SPA125TB	1	125,00	1610	130,50	14,00	42,00	20,00				25,00	5,00	80,00	1,40
		TL-SH 1-SPA132TB	1	132,00	1610	137,50	14,00	42,00	20,00				25,00	5,00	80,00	1,60
		TL-SH 1-SPA140TB	1	140,00	1610	145,50	14,00	42,00	20,00				25,00	5,00	80,00	1,80
		TL-SH 1-SPA150TB	1	150,00	1610	155,50	14,00	42,00	20,00				25,00	5,00	80,00	2,10
		TL-SH 1-SPA160TB	1	160,00	1610	165,50	14,00	42,00	20,00				25,00	5,00	80,00	2,40
		TL-SH 1-SPA170TB	1	170,00	1610	175,50	14,00	42,00	20,00				25,00	5,00	80,00	1,10
		TL-SH 1-SPA180TB	4	180,00	1610	185,50	14,00	42,00	20,00	145,00			25,00	5,00	92,00	2,30
		TL-SH 1-SPA190TB	4	190,00	1610	195,50	14,00	42,00	20,00	156,00			25,00	5,00	92,00	2,70
		TL-SH 1-SPA200TB	4	200,00	2012	205,50	14,00	50,00	20,00	165,00			32,00	12,00	108,00	2,30
		TL-SH 1-SPA212TB	4	212,00	2012	217,50	14,00	50,00	20,00	177,00			32,00	12,00	110,00	3,50
		TL-SH 1-SPA224TB	4	224,00	2012	229,50	14,00	50,00	20,00	189,00			32,00	12,00	112,00	4,00
		TL-SH 1-SPA250TB	4	250,00	2012	255,50	14,00	50,00	20,00	215,00	6,00		32,00	6,00	112,00	4,80
		TL-SH 1-SPA280TB	4	280,00	2012	285,50	14,00	50,00	20,00	245,00			32,00	12,00	112,00	6,30
		TL-SH 1-SPA315TB	4	315,00	2012	320,50	14,00	50,00	20,00	280,00			32,00	12,00	112,00	7,20
		TL-SH 1-SPA355TB	4	355,00	2012	360,50	14,00	50,00	20,00	320,00			32,00	12,00	112,00	7,60
		TL-SH 1-SPA400TB	4	400,00	2012	405,50	14,00	50,00	20,00	365,00			32,00	12,00	112,00	7,90
		TL-SH 1-SPA450TB	4	450,00	2012	455,50	16,00	60,00	20,00	415,00			32,00	12,00	112,00	8,40
		TL-SH 1-SPA500TB	4	500,00	2517	505,50	16,00	60,00	20,00	465,00			45,00	12,00	112,00	9,40
		TL-SH 1-SPA630TB	4	630,00	2517	635,00	16,00	60,00	20,00	595,00			45,00	12,00	112,00	13,10
SPA	2	TL-SH 2-SPA63TB	6	63,00	1008	68,50	9,00	28,00	35,00	33,00	13,00	22,00				0,60
		TL-SH 2-SPA67TB	6	67,00	1108	72,50	9,00	28,00	35,00	37,00	13,00	22,00				0,40
		TL-SH 2-SPA71TB	6	71,00	1108	76,50	9,00	28,00	35,00	40,00	13,00	22,00				0,50
		TL-SH 2-SPA75TB	6	75,00	1108	80,50	9,00	28,00	35,00	44,00	13,00	25,00				0,70
		TL-SH 2-SPA80TB	6	80,00	1210	85,50	11,00	32,00	35,00	47,00	10,00	25,00				0,60
		TL-SH 2-SPA85TB	6	85,00	1210	90,50	11,00	32,00	35,00	50,00	10,00	25,00				0,70
		TL-SH 2-SPA90TB	6	90,00	1610	95,50	14,00	42,00	35,00	60,00	10,00	25,00				0,70
		TL-SH 2-SPA95TB	6	95,00	1610	100,50	14,00	42,00	35,00	64,00	10,00	25,00				0,9
		TL-SH 2-SPA100TB	6	100,00	1610	105,50	14,00	42,00	35,00	70,00	10,00	25,00				1,10
		TL-SH 2-SPA106TB	6	106,00	1610	111,50	14,00	42,00	35,00	76,00	10,00	25,00				1,20
		TL-SH 2-SPA112TB	6	112,00	1610	117,50	14,00	42,00	35,00	80,00	10,00	25,00				1,40
		TL-SH 2-SPA118TB	6	118,00	1610	123,50	14,00	42,00	35,00	86,00	10,00	25,00				1,60
		TL-SH 2-SPA125TB	6	125,00	1610	130,50	14,00	42,00	35,00	90,00	10,00	25,00				1,90
		TL-SH 2-SPA132TB	6	132,00	2012	137,50	14,00	50,00	35,00	98,00	3,00	32,00				2,10
		TL-SH 2-SPA140TB	6	140,00	2012	145,50	14,00	50,00	35,00	106,00	3,00	32,00				2,60
		TL-SH 2-SPA150TB	6	150,00	2012	155,50	14,00	50,00	35,00	116,00	3,00	32,00				3,20
		TL-SH 2-SPA160TB	6	160,00	2012	165,50	14,00	50,00	35,00	125,00	3,00	32,00				3,80
		TL-SH 2-SPA170TB	6	170,00	2012	175,50	14,00	50,00	35,00	135,00	3,00	32,00				4,50
		TL-SH 2-SPA180TB	7	180,00	2012	185,50	14,00	50,00	35,00	148,00	2,00	32,00	2,00	100,00		5,20
		TL-SH 2-SPA190TB	7	190,00	2012	195,50	14,00	50,00	35,00	158,00	2,00	32,00	2,00	100,00		4,40
		TL-SH 2-SPA200TB	8	200,00	2517	205,50	16,00	60,00	35,00	165,00	5,00	45,00	5,00	120,00		4,90
		TL-SH 2-SPA212TB	4	212,00	2517	217,50	16,00	65,00	35,00	177,00	5,00	45,00	5,00	120,00		5,80
		TL-SH 2-SPA224TB	4	224,00	2517	229,50	16,00	60,00	35,00	189,00		45,00	10,00	120,00		6,60

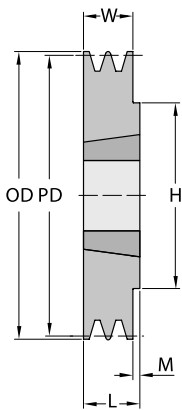
* Weight of Pulley only.



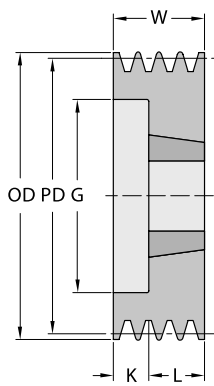
PROFILE	NUMBER OF GROOVES	REFERENCE	PULLEY TYPE	PITCH DIA	BUSH TYPE	OD	BORE		W	G	K	L	M	H	*WEIGHT	
							Min mm	Max mm								
SPA	2	TL-SH 2-SPA250TB	4	250,00	2517	255,50	16,00	60,00	35,00	215,00	5,00	45,00	5,00	120,00	6,80	
		TL-SH 2-SPA280TB	4	280,00	2517	285,50	16,00	60,00	35,00	245,00		45,00	10,00	120,00	8,30	
		TL-SH 2-SPA315TB	4	315,00	2517	320,50	16,00	60,00	35,00	280,00		45,00	10,00	120,00	10,20	
		TL-SH 2-SPA355TB	4	355,00	2517	360,50	16,00	60,00	35,00	320,00		45,00	10,00	120,00	10,50	
		TL-SH 2-SPA400TB	4	400,00	2517	405,50	16,00	60,00	35,00	365,00		45,00	10,00	120,00	11,30	
		TL-SH 2-SPA450TB	4	450,00	2517	455,50	16,00	60,00	35,00	465,00		45,00	10,00	120,00	15,00	
		TL-SH 2-SPA500TB	4	500,00	2517	505,50	16,00	60,00	35,00	525,00		51,00	16,00	150,00	18,70	
		TL-SH 2-SPA630TB	4	630,00	3020	635,50	25,00	75,00	35,00	595,00	8,00	51,00	8,00	150,00	22,00	
SPA	3	TL-SH 3-SPA71TB	6	71,00	1108	76,50	9,00	28,00	50,00	40,00	28,00	22,00			0,70	
		TL-SH 3-SPA75TB	6	75,00	1108	80,50	9,00	28,00	50,00	44,00	28,00	25,00			0,80	
		TL-SH 3-SPA80TB	6	80,00	1210	85,50	11,00	32,00	50,00	47,00	25,00	25,00			0,90	
		TL-SH 3-SPA85TB	6	85,00	1210	90,50	11,00	32,00	50,00	50,00	25,00	25,00			1,00	
		TL-SH 3-SPA90TB	6	90,00	1610	95,50	14,00	42,00	50,00	60,00	25,00	25,00			1,00	
		TL-SH 3-SPA95TB	6	95,00	1610	100,50	14,00	42,00	50,00	64,00	25,00	25,00			1,20	
		TL-SH 3-SPA100TB	2	100,00	1610	105,50	14,00	42,00	50,00	70,00		25,00	25,00			1,30
		TL-SH 3-SPA106TB	2	106,00	1610	111,50	14,00	42,00	50,00	76,00		25,00	25,00			1,60
		TL-SH 3-SPA112TB	6	112,00	2012	117,50	14,00	50,00	50,00	83,00	18,00	32,00				1,60
		TL-SH 3-SPA118TB	2	118,00	2012	123,50	14,00	50,00	50,00	86,00		32,00	18,00			1,90
		TL-SH 3-SPA125TB	2	125,00	2012	130,50	14,00	50,00	50,00	92,00		32,00	18,00			2,30
		TL-SH 3-SPA132TB	2	132,00	2012	137,50	14,00	50,00	50,00	98,00		32,00	18,00			2,60
		TL-SH 3-SPA140TB	6	140,00	2517	145,50	16,00	60,00	50,00	106,00	5,00	45,00				2,90
		TL-SH 3-SPA150TB	6	150,00	2517	155,50	16,00	60,00	50,00	116,00	5,00	45,00				3,70
		TL-SH 3-SPA160TB	6	160,00	2517	165,50	16,00	60,00	50,00	126,00	5,00	45,00				4,50
		TL-SH 3-SPA170TB	6	170,00	2517	175,50	16,00	60,00	50,00	138,00	5,00	45,00				5,00

NEXT >

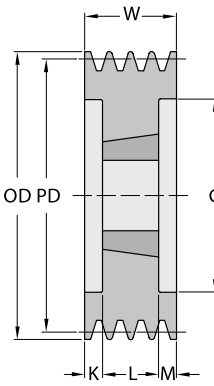
TYPE 1



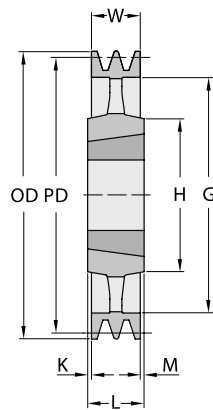
TYPE 2



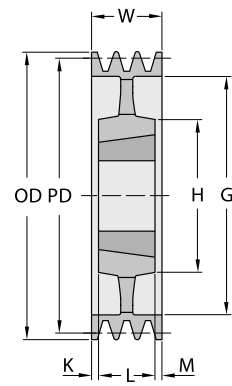
TYPE 3



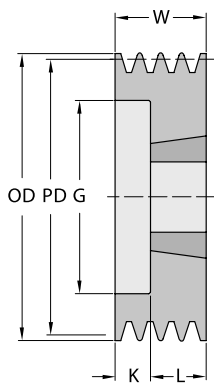
TYPE 4



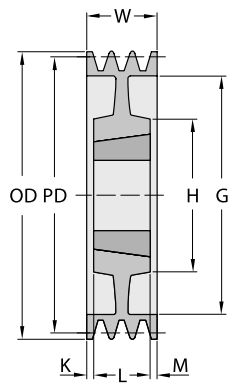
TYPE 5



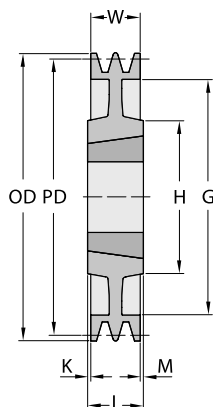
TYPE 6



TYPE 7



TYPE 8



* Weight of Pulley only.

NEXT >



PROFILE	NUMBER OF GROOVES	REFERENCE	PULLEY TYPE	PITCH DIA	BUSH TYPE	OD	BORE		W	G	K	L	M	H	*WEIGHT
				mm			mm	Min mm							
SPA	3	TL-SH 3-SPA180TB	6	180,00	2517	185,50	16,00	60,00	50,00	146,00	5,00	45,00			6,20
		TL-SH 3-SPA190TB	6	190,00	2517	195,50	16,00	60,00	50,00	158,00	5,00	45,00			7,00
		TL-SH 3-SPA200TB	7	200,00	2517	205,50	16,00	60,00	50,00	165,00	2,50	45,00	2,50	120,00	5,60
		TL-SH 3-SPA212TB	5	212,00	2517	217,50	16,00	60,00	50,00	177,00	2,50	45,00	2,50	120,00	6,60
		TL-SH 3-SPA224TB	5	224,00	2517	229,50	16,00	60,00	50,00	189,00	2,50	45,00	2,50	120,00	7,50
		TL-SH 3-SPA250TB	5	250,00	2517	255,50	16,00	60,00	50,00	215,00	2,50	45,00	2,50	120,00	8,60
		TL-SH 3-SPA280TB	5	280,00	2517	285,50	16,00	60,00	50,00	245,00	2,50	45,00	2,50	120,00	10,00
		TL-SH 3-SPA315TB	4	315,00	3020	320,50	25,00	75,00	50,00	280,00	0,50	51,00	0,50	160,00	12,80
		TL-SH 3-SPA355TB	4	355,00	3020	360,50	25,00	75,00	50,00	320,00	0,50	51,00	0,50	150,00	13,40
		TL-SH 3-SPA400TB	4	400,00	3020	405,50	25,00	75,00	50,00	365,00		51,00	1,00	150,00	15,90
		TL-SH 3-SPA450TB	4	450,00	3020	455,50	25,00	75,00	50,00	415,00		51,00	1,00	150,00	19,30
		TL-SH 3-SPA500TB	4	500,00	3020	505,50	25,00	75,00	50,00	465,00		51,00	1,00	150,00	22,60
		TL-SH 3-SPA560TB	4	560,00	3020	565,50	25,00	75,00	50,00	525,00		51,00	1,00	150,00	23,50
		TL-SH 3-SPA630TB	4	630,00	3020	635,00	25,00	75,00	50,00	595,00		51,00	1,00	150,00	27,50
		TL-SH 3-SPA800TB	4	800,00	3535	805,50	35,00	90,00	50,00	765,00	19,50	89,00	19,50	170,00	40,80
		TL-SH 3-SPA1000TB	4	1000,00	3535	1005,50	35,00	90,00	50,00	965,00	19,50	89,00	19,50	178,00	50,00
SPA	4	TL-SH 4-SPA90TB	6	90,00	1615	95,50	14,00	42,00	65,00	64,00	27,00	38,00			1,20
		TL-SH 4-SPA95TB	6	95,00	1615	100,50	14,00	42,00	65,00	64,00	27,00	38,00			1,40
		TL-SH 4-SPA100TB	2	100,00	1615	105,50	14,00	42,00	65,00	70,00			38,00	27,00	1,60
		TL-SH 4-SPA106TB	6	106,00	2012	111,50	14,00	50,00	65,00	76,00	33,00	32,00			1,70
		TL-SH 4-SPA112TB	6	112,00	2012	117,50	14,00	50,00	65,00	80,00	33,00	32,00			2,00
		TL-SH 4-SPA118TB	2	118,00	2012	123,50	14,00	50,00	65,00	86,00			32,00	33,00	2,30
		TL-SH 4-SPA125TB	2	125,00	2012	130,50	14,00	50,00	65,00	92,00			32,00	33,00	2,70
		TL-SH 4-SPA132TB	2	132,00	2517	137,50	16,00	50,00	65,00	98,00			45,00	20,00	2,90
		TL-SH 4-SPA140TB	2	140,00	2517	145,50	16,00	60,00	65,00	106,00			45,00	20,00	3,50
		TL-SH 4-SPA150TB	2	150,00	2517	155,50	16,00	60,00	65,00	116,00			45,00	20,00	4,20
		TL-SH 4-SPA160TB	2	160,00	2517	165,50	16,00	60,00	65,00	126,00			45,00	20,00	5,10
		TL-SH 4-SPA170TB	2	170,00	2517	175,50	16,00	60,00	65,00	138,00			45,00	20,00	6,00
		TL-SH 4-SPA180TB	2	180,00	2517	185,50	16,00	60,00	65,00	146,00			45,00	20,00	6,90
		TL-SH 4-SPA190TB	2	190,00	2517	195,50	25,00	60,00	65,00	158,00			45,00	20,00	7,20
		TL-SH 4-SPA200TB	2	200,00	3020	205,50	25,00	75,00	65,00	165,00			51,00	14,00	8,40
		TL-SH 4-SPA212TB	2	212,00	3020	217,50	25,00	75,00	65,00	177,00			51,00	14,00	9,90
		TL-SH 4-SPA224TB	2	224,00	3020	229,50	25,00	75,00	65,00	189,00			51,00	14,00	11,40
		TL-SH 4-SPA250TB	5	250,00	3020	255,50	25,00	75,00	65,00	215,00	7,00	51,00	7,00	150,00	10,50
		TL-SH 4-SPA280TB	5	280,00	3020	285,50	25,00	75,00	65,00	245,00	7,00	51,00	7,00	150,00	11,60
		TL-SH 4-SPA315TB	5	315,00	3020	320,50	25,00	75,00	65,00	280,00	7,00	51,00	7,00	150,00	13,80
		TL-SH 4-SPA355TB	5	355,00	3020	360,50	25,00	75,00	65,00	320,00	7,00	51,00	7,00	150,00	15,80
		TL-SH 4-SPA400TB	5	400,00	3020	405,50	25,00	75,00	65,00	365,00	7,00	51,00	7,00	150,00	17,70
		TL-SH 4-SPA450TB	5	450,00	3020	455,50	25,00	75,00	65,00	415,00	7,00	51,00	7,00	150,00	23,20
		TL-SH 4-SPA500TB	5	500,00	3020	505,50	25,00	75,00	65,00	465,00	7,00	51,00	7,00	150,00	27,40
		TL-SH 4-SPA560TB	4	560,00	3535	565,50	35,00	90,00	65,00	525,00	12,00	89,00	12,00	170,00	30,50
		TL-SH 4-SPA630TB	4	630,00	3535	635,00	35,00	90,00	65,00	595,00	12,00	89,00	12,00	170,00	34,10
		TL-SH 4-SPA800TB	4	800,00	3535	805,50	35,00	90,00	65,00	765,00	12,00	89,00	12,00	170,00	50,80
TL-SH 4-SPA1000TB	4	1000,00	4040	1005,50	40,00	100,00	65,00	965,00	18,50	102,00	18,50	216,00	62,00		
SPA	5	TL-SH 5-SPA100TB	2	100,00	1615	105,50	14,00	42,00	80,00	70,00		38,00	42,00	1,90	
		TL-SH 5-SPA106TB	6	106,00	2012	111,50	14,00	50,00	80,00	76,00	48,00	32,00		2,10	
		TL-SH 5-SPA112TB	6	112,00	2012	117,50	14,00	50,00	80,00	80,00	48,00	32,00		2,40	
		TL-SH 5-SPA118TB	2	118,00	2012	123,50	14,00	50,00	80,00	86,00			32,00	48,00	2,70
		TL-SH 5-SPA125TB	3	125,00	2012	130,50	14,00	50,00	80,00	92,00	24,00	32,00	24,00		3,10
		TL-SH 5-SPA132TB	3	132,00	2517	137,50	16,00	60,00	80,00	98,00	17,50	45,00	17,50		3,20
		TL-SH 5-SPA140TB	3	140,00	2517	145,50	16,00	60,00	80,00	106,00	17,50	45,00	17,50		3,90
		TL-SH 5-SPA150TB	3	150,00	2517	155,50	16,00	60,00	80,00	116,00	17,50	45,00	17,50		4,70
		TL-SH 5-SPA160TB	3	160,00	2517	165,50	16,00	60,00	80,00	126,00	17,50	45,00	17,50		5,60
		TL-SH 5-SPA170TB	3	170,00	2517	175,50	16,00	60,00	80,00	146,00	17,50	45,00	17,50		6,20
TL-SH 5-SPA180TB	3	180,00	3020	185,50	25,00	75,00	80,00	165,00	14,50	51,00	14,50		6,80		
TL-SH 5-SPA190TB	2	190,00	3020	195,50	25,00	75,00	80,00	189,00			51,00	29,00	7,40		

* Weight of Pulley only.

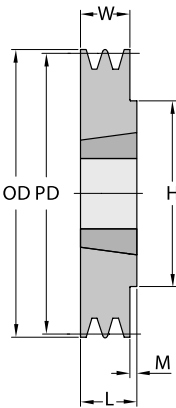
NEXT >



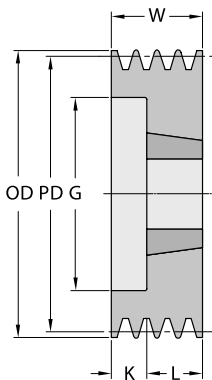
PROFILE	NUMBER OF GROOVES	REFERENCE	PULLEY TYPE	PITCH DIA	BUSH TYPE	OD	BORE		W	G	K	L	M	H	*WEIGHT
							Min mm	Max mm							
				mm		mm			mm	mm	mm	mm	mm	mm	Kg
		TL-SH 5-SPA200TB	3	200,00	3020	205,50	25,00	75,00	80,00	215,00	14,50	51,00	14,50		9,10
		TL-SH 5-SPA212TB	2	212,00	3020	217,50	25,00	75,00	80,00	245,00		51,00	29,00		10,70
		TL-SH 5-SPA224TB	2	224,00	3020	229,50	25,00	75,00	80,00	280,00		51,00	29,00		12,30
		TL-SH 5-SPA250TB	7	250,00	3020	255,50	25,00	75,00	80,00	215,00	14,50	51,00	14,50	150,00	11,70
		TL-SH 5-SPA280TB	4	280,00	3535	285,50	35,00	90,00	80,00	245,00	4,50	89,00	4,50	170,00	17,40
		TL-SH 5-SPA315TB	4	315,00	3535	320,50	35,00	90,00	80,00	280,00	4,50	89,00	4,50	170,00	20,00
		TL-SH 5-SPA355TB	4	355,00	3535	360,50	35,00	90,00	80,00	320,00	4,50	89,00	4,50	170,00	22,80
		TL-SH 5-SPA400TB	4	400,00	3535	405,50	35,00	90,00	80,00	365,00	4,50	89,00	4,50	170,00	24,80
		TL-SH 5-SPA450TB	4	450,00	3535	455,50	35,00	90,00	80,00	415,00	4,50	89,00	4,50	170,00	28,50
		TL-SH 5-SPA500TB	4	500,00	3535	505,50	35,00	90,00	80,00	465,00	4,50	89,00	4,50	170,00	31,70
		TL-SH 5-SPA560TB	4	560,00	3535	565,50	35,00	90,00	80,00	525,00	4,50	89,00	4,50	170,00	35,00
		TL-SH 5-SPA630TB	4	630,00	3535	635,00	35,00	90,00	80,00	595,00	4,50	89,00	4,50	170,00	42,00
		TL-SH 5-SPA800TB	4	800,00	4040	805,50	40,00	100,00	80,00	765,00	11,00	102,00	11,00	216,00	60,00
		TL-SH 5-SPA1000TB	4	1000,00	4545	1005,50	55,00	120,00	80,00	965,00	17,00	114,00	17,00	225,00	70,00
SPA	6	TL-SH 6-SPA100TB	2	100,00	1610	105,50	14,00	42,00	95,00	70,00	30,00	38,00	40,00		2,20
		TL-SH 6-SPA106TB	6	106,00	2012	111,50	14,00	50,00	95,00	76,00	63,00	32,00			2,50
		TL-SH 6-SPA112TB	6	112,00	2012	117,50	14,00	50,00	95,00	80,00	63,00	32,00			2,80
		TL-SH 6-SPA118TB	6	118,00	2012	123,50	14,00	50,00	95,00	86,00	63,00	32,00	31,50		3,10
		TL-SH 6-SPA125TB	3	125,00	2012	130,50	14,00	50,00	95,00	92,00	31,50	32,00	25,00		3,70
		TL-SH 6-SPA132TB	3	132,00	2517	137,50	16,00	60,00	95,00	98,00	25,00	45,00	25,00		3,60
		TL-SH 6-SPA140TB	3	140,00	2517	145,50	16,00	60,00	95,00	106,00	25,00	45,00	25,00		4,50
		TL-SH 6-SPA150TB	3	150,00	2517	155,50	16,00	60,00	95,00	116,00	25,00	45,00	25,00		5,30
		TL-SH 6-SPA160TB	3	160,00	2517	165,50	16,00	60,00	95,00	126,00	25,00	45,00	25,00		6,30
		TL-SH 6-SPA170TB	3	170,00	3020	175,50	25,00	75,00	95,00	135,00	22,00	51,00	22,00		6,30

NEXT >

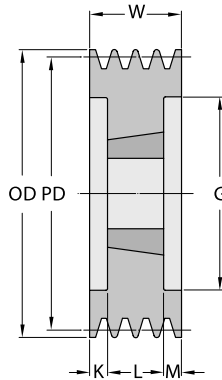
TYPE 1



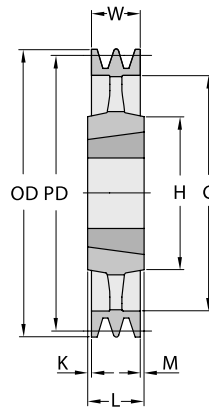
TYPE 2



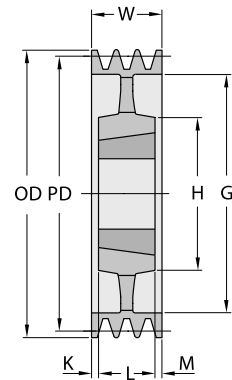
TYPE 3



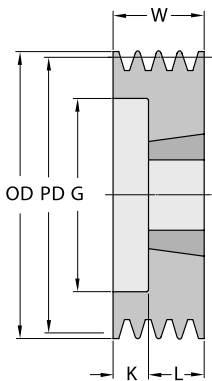
TYPE 4



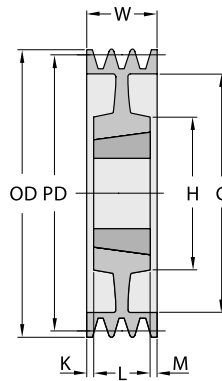
TYPE 5



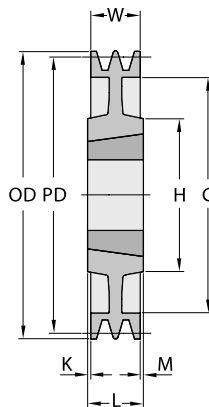
TYPE 6



TYPE 7



TYPE 8

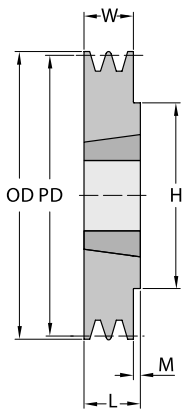


* Weight of Pulley only.

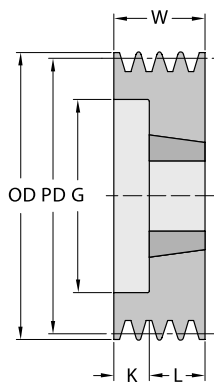


PROFILE	NUMBER OF GROOVES	REFERENCE	PULLEY TYPE	PITCH DIA	BUSH TYPE	OD	BORE		W	G	K	L	M	H	*WEIGHT
							Min mm	Max mm							
						mm			mm	mm	mm	mm	mm	mm	Kg
SPA	6	TL-SH 6-SPA180TB	3	180,00	3020	185,50	25,00	75,00	95,00	146,00	22,00	51,00	22,00		7,50
		TL-SH 6-SPA190TB	3	190,00	3020	195,50	25,00	75,00	95,00	155,00	22,00	51,00	22,00		8,60
		TL-SH 6-SPA200TB	3	200,00	3020	205,50	25,00	75,00	95,00	165,00	22,00	51,00	22,00		9,90
		TL-SH 6-SPA212TB	3	212,00	3020	217,50	25,00	75,00	95,00	177,00	22,00	51,00	22,00		11,60
		TL-SH 6-SPA224TB	3	224,00	3020	229,50	25,00	75,00	95,00	189,00	22,00	51,00	22,00		13,20
		TL-SH 6-SPA250TB	7	250,00	3020	255,50	25,00	75,00	95,00	215,00	22,00	51,00	22,00	150,00	12,50
		TL-SH 6-SPA280TB	5	280,00	3535	285,50	35,00	90,00	95,00	245,00	3,00	89,00	3,00	170,00	19,00
		TL-SH 6-SPA315TB	5	315,00	3535	320,50	35,00	90,00	95,00	280,00	3,00	89,00	3,00	170,00	21,10
		TL-SH 6-SPA355TB	5	355,00	3535	360,50	35,00	90,00	95,00	320,00	3,00	89,00	3,00	170,00	23,50
		TL-SH 6-SPA400TB	5	400,00	3535	405,50	35,00	90,00	95,00	365,00	3,00	89,00	3,00	170,00	26,00
		TL-SH 6-SPA450TB	5	450,00	3535	455,50	35,00	90,00	95,00	415,00	3,00	89,00	3,00	170,00	30,00
		TL-SH 6-SPA500TB	5	500,00	3535	505,50	35,00	90,00	95,00	465,00	3,00	89,00	3,00	170,00	34,00
		TL-SH 6-SPA560TB	5	560,00	3535	565,50	35,00	90,00	95,00	525,00	3,00	89,00	3,00	170,00	39,00
		TL-SH 6-SPA630TB	4	630,00	4040	635,00	40,00	100,00	95,00	595,00	3,50	102,00	3,50	216,00	53,50
		TL-SH 6-SPA800TB	4	800,00	4040	805,50	40,00	100,00	95,00	765,00	3,50	102,00	3,50	216,00	70,00
		TL-SH 6-SPA1000TB	4	1000,00	4545	1005,50	55,00	120,00	95,00	965,00	9,50	114,00	9,50	225,00	85,50

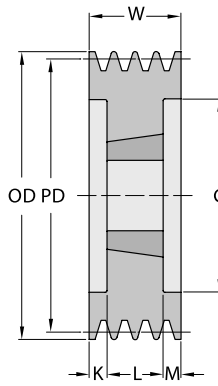
TYPE 1



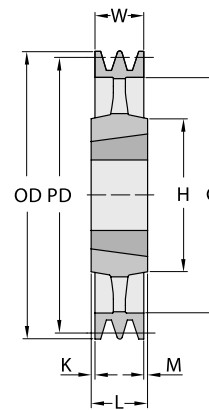
TYPE 2



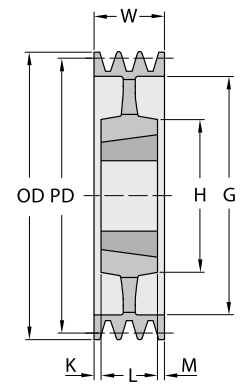
TYPE 3



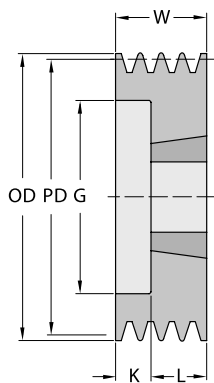
TYPE 4



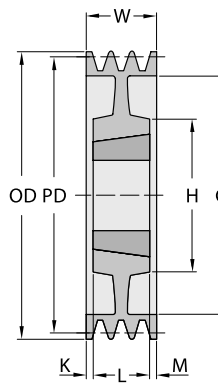
TYPE 5



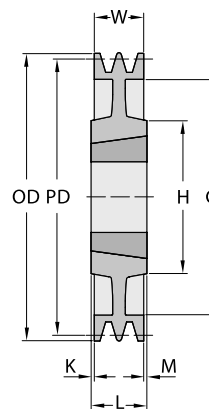
TYPE 6



TYPE 7



TYPE 8

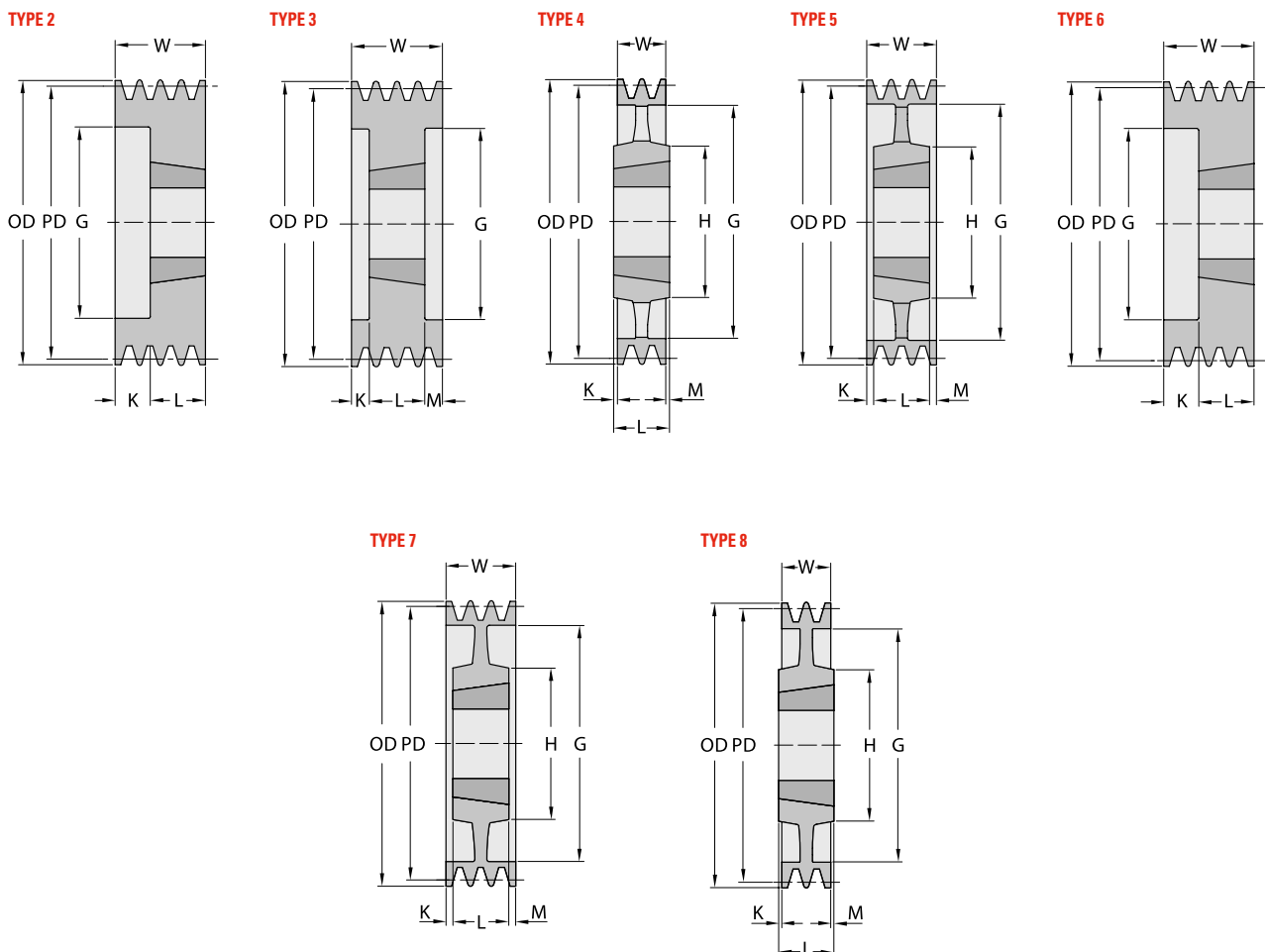


* Weight of Pulley only.

NARROW WEDGE SERIES. PROFILE SPB. TAPER BUSH

PROFILE	NUMBER OF GROOVES	REFERENCE	PULLEY TYPE	PITCH DIA	BUSH TYPE	OD	BORE		W	G	K	L	M	H	*WEIGHT
							Min mm	Max mm							
SPB	1	TL-SH 1-SPB100TB	1	100,00	1610	107,00	14,00	42,00	25,00			25,00			0,80
		TL-SH 1-SPB106TB	1	106,00	1610	113,00	14,00	42,00	25,00			25,00			1,00
		TL-SH 1-SPB112TB	1	112,00	1610	119,00	14,00	42,00	25,00			25,00			1,20
		TL-SH 1-SPB118TB	1	118,00	1610	125,00	14,00	42,00	25,00			25,00			1,50
		TL-SH 1-SPB125TB	1	125,00	1610	132,00	14,00	42,00	25,00			25,00			1,50
		TL-SH 1-SPB132TB	1	132,00	1610	139,00	14,00	42,00	25,00			25,00			1,80
		TL-SH 1-SPB140TB	1	140,00	1610	147,00	14,00	42,00	25,00			25,00			2,10
		TL-SH 1-SPB150TB	1	150,00	1610	157,00	14,00	42,00	25,00			25,00			2,50
		TL-SH 1-SPB160TB	1	160,00	1610	167,00	14,00	42,00	25,00			25,00			2,90
		TL-SH 1-SPB170TB	1	170,00	1610	177,00	14,00	42,00	25,00			25,00			3,00
		TL-SH 1-SPB180TB	7	180,00	1610	187,00	14,00	42,00	25,00	137,00		25,00		80,00	3,80
		TL-SH 1-SPB190TB	8	190,00	2012	197,00	14,00	50,00	25,00	147,00	3,50	32,00	3,5	100,00	4,40
		TL-SH 1-SPB200TB	4	200,00	2012	207,00	14,00	50,00	25,00	157,00	3,50	32,00	3,5	104,00	4,00
		TL-SH 1-SPB212TB	4	212,00	2012	219,00	14,00	50,00	25,00	169,00	3,50	32,00	3,5	104,00	5,20
		TL-SH 1-SPB224TB	4	224,00	2012	231,00	14,00	50,00	25,00	181,00	3,50	32,00	3,5	104,00	5,20
		TL-SH 1-SPB236TB	4	236,00	2012	243,00	14,00	50,00	25,00	193,00	3,50	32,00	3,5	104,00	5,40
		TL-SH 1-SPB250TB	4	250,00	2012	257,00	14,00	50,00	25,00	207,00	3,50	32,00	3,5	104,00	6,20
		TL-SH 1-SPB280TB	4	280,00	2012	287,00	14,00	50,00	25,00	237,00	3,50	32,00	3,5	104,00	6,50
		TL-SH 1-SPB300TB	4	300,00	2012	307,00	14,00	50,00	25,00	258,00	3,50	32,00	3,5	104,00	7,00
		TL-SH 1-SPB315TB	4	315,00	2012	322,00	14,00	50,00	25,00	272,00	3,50	32,00	3,5	100,00	7,50
		TL-SH 1-SPB335TB	4	335,00	2517	342,00	16,00	60,00	25,00	288,00	10,00	45,00	10	125,00	8,50
		TL-SH 1-SPB355TB	4	355,00	3020	362,00	25,00	75,00	25,00	312,00	13,00	51,00	13	146,00	9,50

NEXT >



* Weight of Pulley only.

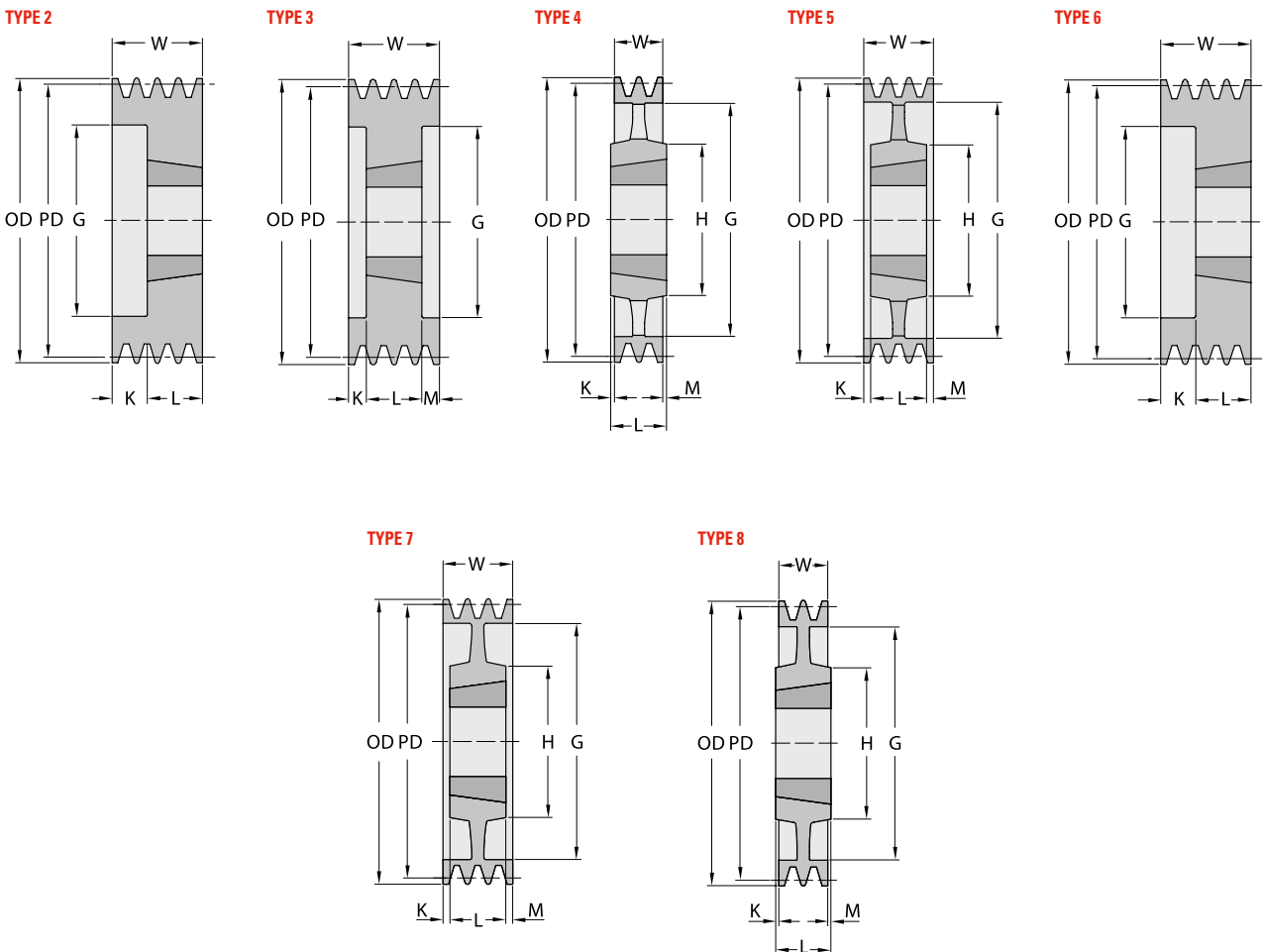
PROFILE	NUMBER OF GROOVES	REFERENCE	PULLEY TYPE	PITCH DIA	BUSH TYPE	OD	BORE		W	G	K	L	M	H	*WEIGHT		
							mm	mm									
SPB	1	TL-SH 1-SPB400TB	4	400,00	3020	407,00	25,00	75,00	25,00	357,00	13,00	51,00	13	146,00	11,00		
		TL-SH 1-SPB450TB	4	450,00	3020	457,00	25,00	75,00	25,00	407,00	13,00	51,00	13	150,00	12,30		
		TL-SH 1-SPB500TB	4	500,00	3020	507,00	25,00	75,00	25,00	457,00	13,00	51,00	13	150,00	14,6		
		TL-SH 1-SPB560TB	4	560,00	3020	567,00	25,00	75,00	25,00	517,00	13,00	51,00	13	150,00	18,50		
		TL-SH 1-SPB630TB	4	630,00	3020	637,00	25,00	75,00	25,00	587,00	13,00	51,00	13	150,00	20,50		
SPB	2	TL-SH 2-SPB100TB	6	100,00	1610	107,00	14,00	42,00	44,00	62,00	19,00	25,00			1,30		
		TL-SH 2-SPB106TB	6	106,00	1610	113,00	14,00	42,00	44,00	67,00	19,00	25,00			1,50		
		TL-SH 2-SPB112TB	6	112,00	1610	119,00	14,00	42,00	44,00	72,00	19,00	25,00			1,50		
		TL-SH 2-SPB118TB	2	118,00	1610	125,00	14,00	42,00	44,00	78,00		25,00	19,00		1,70		
		TL-SH 2-SPB125TB	2	125,00	2012	132,00	14,00	50,00	44,00	82,00		32,00	12,00		2,00		
		TL-SH 2-SPB132TB	2	132,00	2012	139,00	14,00	50,00	44,00	89,00		32,00	12,00		2,40		
		TL-SH 2-SPB140TB	2	140,00	2012	147,00	14,00	50,00	44,00	97,00		32,00	12,00		2,80		
		TL-SH 2-SPB150TB	2	150,00	2012	157,00	14,00	50,00	44,00	107,00		32,00	12,00		3,30		
		TL-SH 2-SPB160TB	2	160,00	2012	167,00	14,00	50,00	44,00	117,00		32,00	12,00		4,00		
		TL-SH 2-SPB170TB	2	170,00	2012	177,00	14,00	50,00	44,00	127,00		32,00	12,00		4,40		
		TL-SH 2-SPB180TB	1	180,00	2517	187,00	16,00	60,00	44,00			45,00	1,00	120,00	5,50		
		TL-SH 2-SPB190TB	1	190,00	2517	197,00	16,00	60,00	44,00			45,00	1,00	120,00	6,50		
		TL-SH 2-SPB200TB	1	200,00	2517	207,00	16,00	60,00	44,00			45,00	1,00	120,00	7,50		
		TL-SH 2-SPB212TB	8	212,00	2517	219,00	16,00	60,00	44,00	169,00		45,00	1,00	120,00	7,00		
		TL-SH 2-SPB224TB	4	224,00	2517	231,00	16,00	60,00	44,00	181,00		45,00	1,00	120,00	7,70		
		TL-SH 2-SPB236TB	4	236,00	2517	243,00	16,00	60,00	44,00	193,00		45,00	1,00	120,00	8,30		
		TL-SH 2-SPB250TB	4	250,00	2517	257,00	16,00	60,00	44,00	207,00		45,00	1,00	120,00	8,60		
		TL-SH 2-SPB280TB	4	280,00	2517	287,00	16,00	60,00	44,00	237,00		45,00	1,00	120,00	10,10		
		TL-SH 2-SPB300TB	4	300,00	2517	307,00	16,00	60,00	44,00	257,00		45,00	1,00	120,00	11,00		
		TL-SH 2-SPB315TB	4	315,00	2517	322,00	16,00	60,00	44,00	272,00		45,00	1,00	120,00	12,20		
		TL-SH 2-SPB335TB	4	335,00	2517	342,00	16,00	60,00	44,00	292,00		45,00	1,00	120,00	14,00		
		TL-SH 2-SPB355TB	4	355,00	3020	362,00	25,00	75,00	44,00	312,00	3,50	51,00	3,50	120,00	15,90		
		TL-SH 2-SPB400TB	4	400,00	3020	407,00	25,00	75,00	44,00	357,00	3,50	51,00	3,50	150,00	18,30		
		TL-SH 2-SPB450TB	4	450,00	3020	457,00	25,00	75,00	44,00	407,00	3,50	51,00	3,50	150,00	16,30		
		TL-SH 2-SPB500TB	4	500,00	3020	507,00	25,00	75,00	44,00	457,00	3,50	51,00	3,50	150,00	18,60		
		TL-SH 2-SPB560TB	4	560,00	3030	567,00	35,00	75,00	44,00	517,00	4,00	76,00	28,00	150,00	22,50		
		TL-SH 2-SPB630TB	4	630,00	3030	637,00	35,00	75,00	44,00	587,00	16,00	76,00		150,00	25,50		
		SPB	3	TL-SH 3-SPB100TB	6	100,00	1610	107,00	14,00	42,00	63,00	62,00	38,00	25,00			0,90
				TL-SH 3-SPB106TB	6	106,00	1610	113,00	14,00	42,00	63,00	67,00	38,00	25,00			2,00
				TL-SH 3-SPB112TB	6	112,00	1610	119,00	14,00	42,00	63,00	72,00	38,00	25,00			2,00
				TL-SH 3-SPB118TB	2	118,00	1610	125,00	14,00	42,00	63,00	78,00		25,00	38,00		2,30
TL-SH 3-SPB125TB	2			125,00	2012	132,00	14,00	50,00	63,00	82,00		32,00	31,00		2,50		
TL-SH 3-SPB132TB	2			132,00	2012	139,00	14,00	50,00	63,00	89,00		32,00	31,00		3,10		
TL-SH 3-SPB140TB	2			140,00	2012	147,00	14,00	50,00	63,00	97,00		32,00	31,00		3,50		
TL-SH 3-SPB150TB	2			150,00	2517	157,00	16,00	60,00	63,00	107,00		45,00	18,00		4,00		
TL-SH 3-SPB160TB	2			160,00	2517	167,00	16,00	60,00	63,00	117,00		45,00	18,00		4,90		
TL-SH 3-SPB170TB	2			170,00	2517	177,00	16,00	60,00	63,00	127,00		45,00	18,00		5,70		
TL-SH 3-SPB180TB	2			180,00	2517	187,00	16,00	60,00	63,00	137,00		45,00	18,00		6,70		
TL-SH 3-SPB190TB	2			190,00	2517	197,00	16,00	60,00	63,00	147,00		45,00	18,00		7,60		
TL-SH 3-SPB200TB	2			200,00	2517	207,00	16,00	60,00	63,00	157,00		45,00	18,00		8,90		
TL-SH 3-SPB212TB	7			212,00	2517	219,00	16,00	60,00	63,00	169,00		45,00	18,00	120,00	8,20		
TL-SH 3-SPB224TB	4			224,00	2517	231,00	16,00	60,00	63,00	181,00		45,00	18,00	120,00	9,10		
TL-SH 3-SPB236TB	4			236,00	2517	243,00	16,00	60,00	63,00	193,00		45,00	18,00	120,00	9,80		
TL-SH 3-SPB250TB	4			250,00	3020	257,00	25,00	75,00	63,00	207,00		51,00	12,00	150,00	11,20		
TL-SH 3-SPB280TB	4			280,00	3020	287,00	25,00	75,00	63,00	237,00	6,00	51,00	6,00	150,00	12,00		
TL-SH 3-SPB300TB	4			300,00	3020	307,00	25,00	75,00	63,00	257,00	6,00	51,00	6,00	150,00	13,50		
TL-SH 3-SPB315TB	4			315,00	3020	322,00	25,00	75,00	63,00	272,00	6,00	51,00	6,00	150,00	14,20		
TL-SH 3-SPB335TB	4			335,00	3020	342,00	25,00	75,00	63,00	292,00	6,00	51,00	6,00	150,00	16,00		
TL-SH 3-SPB355TB	4			355,00	3020	362,00	25,00	75,00	63,00	312,00	6,00	51,00	6,00	150,00	17,70		
TL-SH 3-SPB400TB	4			400,00	3535	407,00	35,00	90,00	63,00	357,00	13,00	89,00	13,00	170,00	25,00		
TL-SH 3-SPB450TB	4			450,00	3535	457,00	35,00	90,00	63,00	407,00		89,00	26,00	170,00	26,30		

* Weight of Pulley only.

NEXT >

PROFILE	NUMBER OF GROOVES	REFERENCE	PULLEY TYPE	PITCH DIA	BUSH TYPE	OD	BORE		W	G	K	L	M	H	*WEIGHT
							Min mm	Max mm							
				mm		mm			mm	mm	mm	mm	mm	mm	Kg
		TL-SH 3-SPB500TB	4	500,00	3535	507,00	35,00	90,00	63,00	457,00		89,00	26,00	170,00	29,90
		TL-SH 3-SPB560TB	4	560,00	3535	567,00	35,00	90,00	63,00	517,00		89,00	26,00	170,00	37,20
		TL-SH 3-SPB630TB	4	630,00	3535	637,00	35,00	90,00	63,00	587,00		89,00	26,00	170,00	41,00
		TL-SH 3-SPB710TB	4	710,00	3535	717,00	35,00	90,00	63,00	664,00	13,00	89,00	13,00	170,00	48,00
		TL-SH 3-SPB800TB	4	800,00	3535	807,00	35,00	90,00	63,00	754,00	13,00	89,00	13,00	170,00	55,00
		TL-SH 3-SPB900TB	4	900,00	3535	907,00	35,00	90,00	63,00	854,00	13,00	89,00	13,00	170,00	64,10
		TL-SH 3-SPB1000TB	4	1000,00	4040	1007,00	40,00	100,00	63,00	954,00	20,00	102,00	20,00	210,00	72,00
		TL-SH 3-SPB1250TB	4	1250,00	4040	1257,00	40,00	100,00	63,00	1204,00	20,00	102,00	20,00	210,00	140,00
SPB	4	TL-SH 4-SPB100TB	3	100,00	1210	107,00	11,00	32,00	82,00	58,00	29,00	25,00	29,00		2,40
		TL-SH 4-SPB106TB	3	106,00	1610	113,00	14,00	42,00	82,00	65,00	29,00	25,00	29,00		2,30
		TL-SH 4-SPB112TB	3	112,00	1610	119,00	14,00	42,00	82,00	65,00	29,00	25,00	29,00		2,80
		TL-SH 4-SPB118TB	3	118,00	1610	125,00	14,00	42,00	82,00	71,00	29,00	25,00	29,00		3,30
		TL-SH 4-SPB125TB	3	125,00	2012	132,00	14,00	50,00	82,00	82,00	25,00	32,00	25,00		3,00
		TL-SH 4-SPB132TB	3	132,00	2012	139,00	14,00	50,00	82,00	89,00	25,00	32,00	25,00		3,80
		TL-SH 4-SPB140TB	3	140,00	2517	147,00	16,00	60,00	82,00	97,00	18,50	45,00	18,50		4,00
		TL-SH 4-SPB150TB	3	150,00	2517	157,00	16,00	60,00	82,00	107,00	18,50	45,00	18,50		4,90
		TL-SH 4-SPB160TB	3	160,00	2517	167,00	16,00	60,00	82,00	117,00	18,50	45,00	18,50		5,80
		TL-SH 4-SPB170TB	3	170,00	2517	177,00	16,00	60,00	82,00	127,00	18,50	45,00	18,50		6,60
		TL-SH 4-SPB180TB	3	180,00	2517	187,00	16,00	60,00	82,00	137,00	18,50	45,00	18,50		7,70
		TL-SH 4-SPB190TB	3	190,00	2517	197,00	16,00	60,00	82,00	147,00	18,50	45,00	18,50		8,60
		TL-SH 4-SPB200TB	3	200,00	3020	207,00	25,00	75,00	82,00	157,00	15,50	51,00	15,50		9,30
		TL-SH 4-SPB212TB	3	212,00	3020	219,00	25,00	75,00	82,00	169,00	15,50	51,00	15,50		10,90
		TL-SH 4-SPB224TB	3	224,00	3020	231,00	25,00	75,00	82,00	181,00	15,50	51,00	15,50		12,40
		TL-SH 4-SPB236TB	3	236,00	3020	243,00	25,00	75,00	82,00	193,00	15,50	51,00	15,50		14,10

NEXT >



* Weight of Pulley only.



PROFILE	NUMBER OF GROOVES	REFERENCE	PULLEY TYPE	PITCH DIA	BUSH TYPE	OD	BORE		W	G	K	L	M	H	*WEIGHT
				mm		mm	Min mm	Max mm	mm	mm	mm	mm	mm	mm	mm
SPB	4	TL-SH 4-SPB250TB	5	250,00	3020	257,00	25,00	75,00	82,00	207,00	15,50	51,00	15,50	150,00	12,70
		TL-SH 4-SPB280TB	5	280,00	3020	287,00	25,00	75,00	82,00	237,00	15,50	51,00	15,50	150,00	13,80
		TL-SH 4-SPB300TB	4	300,00	3535	307,00	35,00	90,00	82,00	257,00		89,00	7,00	150,00	20,50
		TL-SH 4-SPB315TB	4	315,00	3535	322,00	35,00	90,00	82,00	272,00	3,50	89,00	3,50	170,00	20,60
		TL-SH 4-SPB335TB	4	335,00	3535	342,00	35,00	90,00	82,00	292,00	3,50	89,00	3,50	170,00	22,00
		TL-SH 4-SPB355TB	4	355,00	3535	362,00	35,00	90,00	82,00	312,00	3,50	89,00	3,50	170,00	23,20
		TL-SH 4-SPB400TB	4	400,00	3535	407,00	35,00	90,00	82,00	357,00	3,50	89,00	3,50	170,00	26,50
		TL-SH 4-SPB450TB	4	450,00	3535	457,00	35,00	90,00	82,00	407,00		89,00	7,00	170,00	29,70
		TL-SH 4-SPB500TB	4	500,00	3535	507,00	35,00	90,00	82,00	457,00		89,00	7,00	170,00	34,70
		TL-SH 4-SPB560TB	4	560,00	3535	567,00	35,00	90,00	82,00	517,00		89,00	7,00	170,00	39,00
		TL-SH 4-SPB630TB	4	630,00	3535	637,00	35,00	90,00	82,00	587,00		89,00	7,00	170,00	44,50
		TL-SH 4-SPB710TB	4	710,00	3535	717,00	35,00	90,00	82,00	664,00	3,50	89,00	3,50	187,00	50,50
		TL-SH 4-SPB800TB	4	800,00	4040	807,00	40,00	100,00	82,00	754,00	10,00	102,00	10,00	200,00	60,50
		TL-SH 4-SPB900TB	4	900,00	4040	907,00	40,00	100,00	82,00	854,00	10,00	102,00	10,00	216,00	70,00
		TL-SH 4-SPB1000TB	4	1000,00	4040	1007,00	40,00	100,00	82,00	954,00	10,00	102,00	10,00	216,00	76,50
		TL-SH 4-SPB1250TB	4	1250,00	4545	1257,00	55,00	110,00	82,00	1204,00	16,00	114,00	16,00	225,00	162,00
		SPB	5	TL-SH 5-SPB125TB	6	125,00	2012	132,00	14,00	50,00	101,00	87,00	69,00	32,00	
TL-SH 5-SPB132TB	6			132,00	2517	139,00	16,00	60,00	101,00	94,00	56,00	45,00		3,80	
TL-SH 5-SPB140TB	3			140,00	2517	147,00	16,00	60,00	101,00	97,00	28,00	45,00	28,00	4,20	
TL-SH 5-SPB150TB	3			150,00	2517	157,00	16,00	60,00	101,00	107,00	28,00	45,00	28,00	5,70	
TL-SH 5-SPB160TB	3			160,00	2517	167,00	16,00	60,00	101,00	117,00	28,00	45,00	28,00	6,70	
TL-SH 5-SPB170TB	3			170,00	3020	177,00	25,00	75,00	101,00	127,00	25,00	51,00	25,00	6,70	
TL-SH 5-SPB180TB	3			180,00	3020	187,00	25,00	75,00	101,00	137,00	25,00	51,00	25,00	7,80	
TL-SH 5-SPB190TB	3			190,00	3020	197,00	25,00	75,00	101,00	147,00	25,00	51,00	25,00	9,10	
TL-SH 5-SPB200TB	3			200,00	3020	207,00	25,00	75,00	101,00	157,00	25,00	51,00	25,00	10,30	
TL-SH 5-SPB212TB	3			212,00	3020	219,00	25,00	75,00	101,00	169,00	25,00	51,00	25,00	12,20	
TL-SH 5-SPB224TB	3			224,00	3020	231,00	25,00	75,00	101,00	181,00	25,00	51,00	25,00	13,70	
TL-SH 5-SPB236TB	3			236,00	3535	243,00	35,00	90,00	101,00	193,00	6,00	89,00	6,00	15,90	
TL-SH 5-SPB250TB	3			250,00	3535	257,00	35,00	90,00	101,00	207,00	6,00	89,00	6,00	18,60	
TL-SH 5-SPB280TB	7			280,00	3535	287,00	35,00	90,00	101,00	237,00	6,00	89,00	6,00	170,00	21,40
TL-SH 5-SPB300TB	5			300,00	3535	307,00	35,00	90,00	101,00	257,00	6,00	89,00	6,00	170,00	22,50
TL-SH 5-SPB315TB	5			315,00	3535	322,00	35,00	90,00	101,00	272,00	6,00	89,00	6,00	170,00	22,30
TL-SH 5-SPB335TB	5			335,00	3535	342,00	35,00	90,00	101,00	292,00	6,00	89,00	6,00	170,00	24,00
TL-SH 5-SPB355TB	4			355,00	3535	362,00	35,00	90,00	101,00	312,00	6,00	89,00	6,00	170,00	25,50
TL-SH 5-SPB400TB	5			400,00	3535	407,00	35,00	90,00	101,00	357,00	6,00	89,00	6,00	170,00	30,20
TL-SH 5-SPB450TB	5			450,00	3535	457,00	35,00	90,00	101,00	407,00		89,00	12,00	170,00	32,80
TL-SH 5-SPB500TB	5			500,00	3535	507,00	35,00	90,00	101,00	457,00		89,00	12,00	170,00	36,70
TL-SH 5-SPB530TB	5			530,00	3535	537,00	35,00	90,00	101,00	487,00		89,00	12,00	170,00	39,20
TL-SH 5-SPB560TB	4			560,00	4040	567,00	40,00	100,00	101,00	517,00		102,00	1,00	200,00	45,60
TL-SH 5-SPB630TB	4	630,00	4040	637,00	40,00	100,00	101,00	587,00		102,00	1,00	200,00	50,00		
TL-SH 5-SPB710TB	4	710,00	4040	717,00	40,00	100,00	101,00	664,00		102,00	1,00	200,00	63,50		
TL-SH 5-SPB800TB	4	800,00	4040	807,00	40,00	100,00	101,00	754,00		102,00	1,00	200,00	67,00		
TL-SH 5-SPB900TB	4	900,00	4040	907,00	40,00	100,00	101,00	854,00		114,00	1,00	200,00	103,00		
TL-SH 5-SPB1000TB	4	1000,00	4545	1007,00	55,00	110,00	101,00	954,00	6,50	114,00	6,50	225,00	110,00		
TL-SH 5-SPB1250TB	4	1250,00	4545	1257,00	55,00	110,00	101,00	1204,00	6,50	114,00	6,50	225,00	180,00		
SPB	6	TL-SH 6-SPB125TB	3	125,00	2012	132,00	14,00	50,00	120,00	83,00	44,00	32,00	44,00	4,2	
		TL-SH 6-SPB132TB	3	132,00	2012	139,00	14,00	50,00	120,00	90,00	44,00	32,00	44,00	4,50	
		TL-SH 6-SPB140TB	3	140,00	2517	147,00	16,00	60,00	120,00	97,00	37,50	45,00	37,50	4,7	
		TL-SH 6-SPB150TB	3	150,00	2517	157,00	16,00	60,00	120,00	107,00	37,50	45,00	37,50	6,5	
		TL-SH 6-SPB160TB	3	160,00	3020	167,00	25,00	75,00	120,00	117,00	34,50	51,00	34,50	5,90	
		TL-SH 6-SPB170TB	3	170,00	3020	177,00	25,00	75,00	120,00	127,00	34,50	51,00	34,50	7,60	
		TL-SH 6-SPB180TB	3	180,00	3020	187,00	25,00	75,00	120,00	137,00	34,50	51,00	34,50	8,90	
		TL-SH 6-SPB190TB	3	190,00	3020	197,00	25,00	75,00	120,00	147,00	34,50	51,00	34,50	10,20	
		TL-SH 6-SPB200TB	3	200,00	3020	207,00	25,00	75,00	120,00	157,00	34,50	51,00	34,50	11,70	
		TL-SH 6-SPB212TB	3	212,00	3535	219,00	25,00	90,00	120,00	169,00	15,50	89,00	15,50	13,20	
		TL-SH 6-SPB224TB	3	224,00	3535	231,00	35,00	90,00	120,00	181,00	15,50	89,00	15,50	15,20	

* Weight of Pulley only.

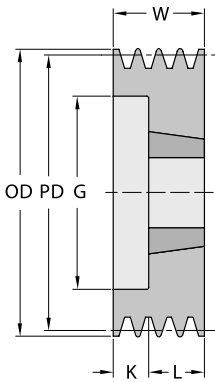
NEXT >



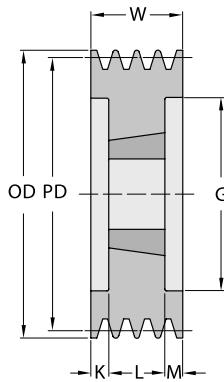
PROFILE	NUMBER OF GROOVES	REFERENCE	PULLEY TYPE	PITCH DIA	BUSH TYPE	OD	BORE		W	G	K	L	M	H	*WEIGHT
							Min mm	Max mm							
				mm		mm			mm	mm	mm	mm	mm	mm	Kg
		TL-SH 6-SPB236TB	3	236,00	3535	243,00	35,00	90,00	120,00	193,00	15,50	89,00	15,50		17,60
		TL-SH 6-SPB250TB	3	250,00	3535	257,00	35,00	90,00	120,00	207,00	15,50	89,00	15,50		20,20
		TL-SH 6-SPB280TB	7	280,00	3535	287,00	35,00	90,00	120,00	237,00	15,50	89,00	15,50	191,00	23,50
		TL-SH 6-SPB300TB	5	300,00	3535	307,00	35,00	90,00	120,00	257,00	15,50	89,00	15,50	191,00	24,00
		TL-SH 6-SPB315TB	5	315,00	3535	322,00	35,00	90,00	120,00	272,00	15,50	89,00	15,50	191,00	24,10
		TL-SH 6-SPB335TB	5	335,00	3535	342,00	35,00	90,00	120,00	292,00	15,50	89,00	15,50	191,00	26,00
		TL-SH 6-SPB355TB	5	355,00	3535	362,00	35,00	90,00	120,00	312,00	15,50	89,00	15,50	191,00	28,30
		TL-SH 6-SPB400TB	5	400,00	3535	407,00	35,00	90,00	120,00	357,00	15,50	89,00	15,50	191,00	31,80
		TL-SH 6-SPB450TB	5	450,00	4040	457,00	40,00	100,00	120,00	407,00		102,00	18,00	191,00	35,30
		TL-SH 6-SPB500TB	5	500,00	4040	507,00	40,00	100,00	120,00	457,00		102,00	18,00	191,00	40,70
		TL-SH 6-SPB560TB	5	560,00	4040	567,00	40,00	100,00	120,00	517,00		102,00	18,00	191,00	49,20
		TL-SH 6-SPB630TB	5	630,00	4040	637,00	40,00	100,00	120,00	587,00		102,00	18,00	191,00	53,50
		TL-SH 6-SPB710TB	5	710,00	4040	717,00	40,00	100,00	120,00	664,00	9,00	102,00	9,00	240,00	69,00
		TL-SH 6-SPB800TB	5	800,00	4545	807,00	55,00	110,00	120,00	754,00	3,00	114,00	3,00	240,00	84,50
		TL-SH 6-SPB900TB	5	900,00	4545	907,00	55,00	110,00	120,00	854,00	3,00	114,00	3,00	240,00	94,50
		TL-SH 6-SPB1000TB	5	1000,00	4545	1007,00	55,00	110,00	120,00	954,00	3,00	114,00	3,00	240,00	104,00
		TL-SH 6-SPB1250TB	5	1250,00	4545	1257,00	55,00	110,00	120,00	1204,00	3,00	127,00	3,00	240,00	210,00
SPB	8	TL-SH 8-SPB140TB	3	140,00	2517	147,00	16,00	60,00	158,00	97,00	56,50	45,00	56,50		6,80
		TL-SH 8-SPB160TB	3	160,00	3020	167,00	25,00	75,00	158,00	117,00	53,50	51,00	53,50		8,30
		TL-SH 8-SPB170TB	3	170,00	3030	177,00	35,00	75,00	158,00	127,00	41,00	76,00	41,00		9,50
		TL-SH 8-SPB180TB	3	180,00	3030	187,00	35,00	75,00	158,00	137,00	41,00	76,00	41,00		10,80
		TL-SH 8-SPB190TB	3	190,00	3030	197,00	35,00	75,00	158,00	147,00	41,00	76,00	41,00		12,30
		TL-SH 8-SPB200TB	3	200,00	3535	207,00	35,00	90,00	158,00	157,00	34,50	89,00	34,50		13,70
		TL-SH 8-SPB212TB	3	212,00	3535	219,00	35,00	90,00	158,00	169,00	34,50	89,00	34,50		15,80

NEXT >

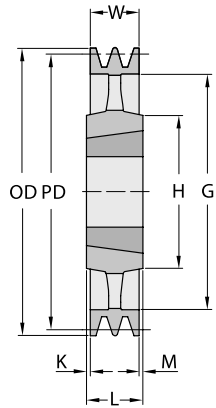
TYPE 2



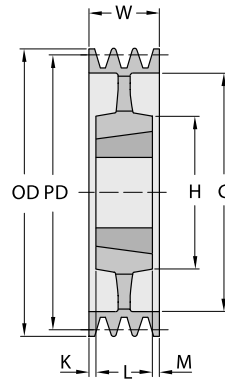
TYPE 3



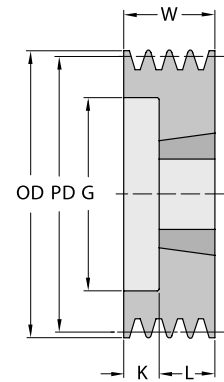
TYPE 4



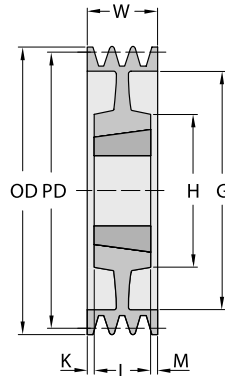
TYPE 5



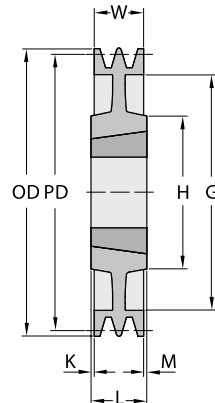
TYPE 6



TYPE 7

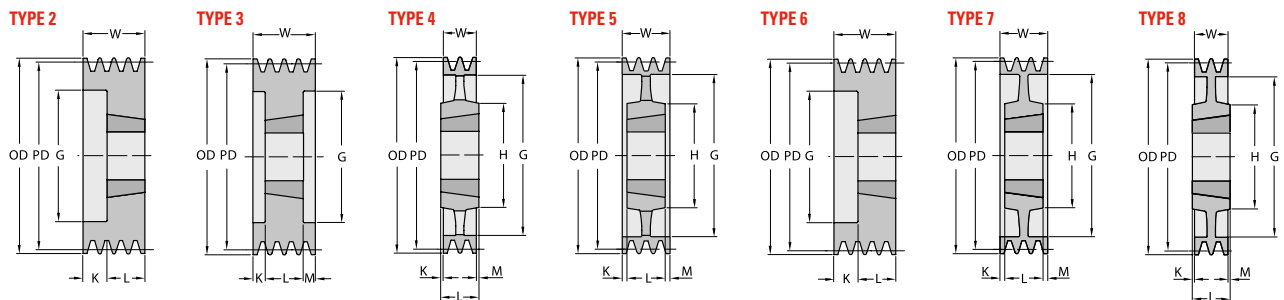


TYPE 8



* Weight of Pulley only.

PROFILE	NUMBER OF GROOVES	REFERENCE	PULLEY TYPE	PITCH DIA	BUSH TYPE	OD	BORE		W	G	K	L	M	H	*WEIGHT
							Min mm	Max mm							
SPB	8	TL-SH 8-SPB224TB	3	224,00	3535	231,00	35,00	90,00	158,00	181,00	34,50	89,00	34,50		17,90
		TL-SH 8-SPB236TB	3	236,00	3535	243,00	35,00	90,00	158,00	193,00	34,50	89,00	34,50		20,00
		TL-SH 8-SPB250TB	3	250,00	3535	257,00	35,00	90,00	158,00	207,00	34,50	89,00	34,50		23,20
		TL-SH 8-SPB280TB	7	280,00	3535	287,00	35,00	90,00	158,00	237,00	34,50	89,00	34,50		26,60
		TL-SH 8-SPB300TB	7	300,00	3535	307,00	35,00	90,00	158,00	257,00	34,50	89,00	34,50	170,00	27,30
		TL-SH 8-SPB315TB	7	315,00	3535	322,00	35,00	90,00	158,00	272,00	34,50	89,00	34,50	170,00	28,00
		TL-SH 8-SPB335TB	7	335,00	3535	342,00	35,00	90,00	158,00	292,00	34,50	89,00	34,50	170,00	30,50
		TL-SH 8-SPB355TB	7	355,00	3535	362,00	35,00	90,00	158,00	312,00	34,50	89,00	34,50	170,00	31,50
		TL-SH 8-SPB400TB	5	400,00	4040	407,00	40,00	100,00	158,00	357,00	28,00	102,00	28,00	200,00	43,00
		TL-SH 8-SPB450TB	5	450,00	4040	457,00	40,00	100,00	158,00	407,00	28,00	102,00	28,00	200,00	46,00
		TL-SH 8-SPB500TB	5	500,00	4040	507,00	40,00	100,00	158,00	457,00	28,00	102,00	28,00	200,00	52,00
		TL-SH 8-SPB560TB	5	560,00	4545	567,00	55,00	110,00	158,00	517,00	22,00	114,00	22,00	225,00	54,50
		TL-SH 8-SPB630TB	5	630,00	4545	637,00	55,00	110,00	158,00	587,00	22,00	114,00	22,00	225,00	67,00
		TL-SH 8-SPB710TB	5	710,00	4545	717,00	55,00	110,00	158,00	664,00	22,00	114,00	22,00	225,00	75,50
		TL-SH 8-SPB800TB	5	800,00	4545	807,00	55,00	110,00	158,00	754,00	22,00	114,00	22,00	225,00	94,50
		TL-SH 8-SPB900TB	5	900,00	4545	907,00	55,00	110,00	158,00	854,00	22,00	114,00	22,00	225,00	113,50
		TL-SH 8-SPB1000TB	5	1000,00	5050	1007,00	70,00	125,00	158,00	954,00	15,50	127,00	15,50	245,00	121,50
		TL-SH 8-SPB1250TB	5	1250,00	5050	1257,00	70,00	125,00	158,00	1204,00	15,50	127,00	15,50	245,00	242,00
SPB	10	TL-SH 10-SPB224TB	3	224,00	3535	231,00	35,00	90,00	196,00	181,00	53,50	89,00	53,50		20,50
		TL-SH 10-SPB236TB	3	236,00	3535	243,00	35,00	90,00	196,00	193,00	53,50	89,00	53,50		22,60
		TL-SH 10-SPB250TB	3	250,00	3535	257,00	35,00	90,00	196,00	207,00	53,50	89,00	53,50		26,60
		TL-SH 10-SPB280TB	6	280,00	3535	287,00	35,00	90,00	196,00	237,00	53,50	89,00	53,50		27,80
		TL-SH 10-SPB315TB	7	315,00	3535	322,00	35,00	90,00	196,00	272,00	53,50	89,00	53,50	170,00	28,80
		TL-SH 10-SPB335TB	5	335,00	4040	342,00	40,00	100,00	196,00	292,00	47,00	102,00	47,00	200,00	32,00
		TL-SH 10-SPB355TB	5	355,00	4040	362,00	40,00	100,00	196,00	312,00	47,00	102,00	47,00	200,00	33,50
		TL-SH 10-SPB400TB	5	400,00	4040	407,00	40,00	100,00	196,00	357,00	47,00	102,00	47,00	200,00	36,00
		TL-SH 10-SPB450TB	5	450,00	4545	457,00	55,00	110,00	196,00	407,00	41,00	114,00	41,00	225,00	47,00
		TL-SH 10-SPB500TB	5	500,00	4545	507,00	55,00	110,00	196,00	457,00	41,00	114,00	41,00	225,00	55,00
		TL-SH 10-SPB560TB	5	560,00	4545	567,00	55,00	110,00	196,00	517,00	41,00	114,00	41,00	225,00	59,00
		TL-SH 10-SPB630TB	5	630,00	4545	637,00	55,00	110,00	196,00	587,00	41,00	114,00	41,00	225,00	66,00
		TL-SH 10-SPB710TB	5	710,00	4545	717,00	55,00	125,00	196,00	664,00	41,00	114,00	41,00	225,00	75,00
		TL-SH 10-SPB800TB	5	800,00	4545	807,00	55,00	125,00	196,00	754,00	41,00	114,00	41,00	225,00	96,00
		TL-SH 10-SPB900TB	5	900,00	5050	907,00	70,00	125,00	196,00	854,00	34,50	127,00	34,50	245,00	119,00
		TL-SH 10-SPB1000TB	5	1000,00	5050	1007,00	70,00	125,00	196,00	954,00	34,50	127,00	34,50	245,00	141,00
		TL-SH 10-SPB1250TB	5	1250,00	5050	1257,00	70,00	125,00	196,00	1203,00	35,00	127,00			265,00



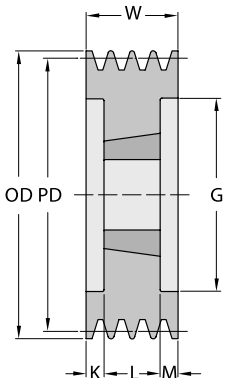
* Weight of Pulley only.

NARROW WEDGE SERIES. PROFILE SPC. TAPER BUSH

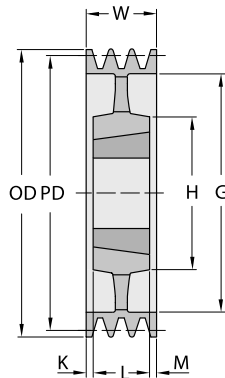
PROFILE	NUMBER OF GROOVES	REFERENCE	PULLEY TYPE	PITCH DIA	BUSH TYPE	OD	BORE		W	G	K	L	M	H	*WEIGHT	
							Min mm	Max mm								
SPC	3	TL-SH 3-SPC200TB	3	200,00	2517	209,60	16,00	60,00	85,00	150,00	20,00	45,00	20,00		10,20	
		TL-SH 3-SPC212TB	3	212,00	3020	221,60	25,00	75,00	85,00	162,00	17,00	51,00	17,00		11,20	
		TL-SH 3-SPC224TB	3	224,00	3020	233,60	25,00	75,00	85,00	173,00	17,00	51,00	17,00		12,70	
		TL-SH 3-SPC236TB	3	236,00	3020	245,60	25,00	75,00	85,00	185,00	17,00	51,00	17,00		14,40	
		TL-SH 3-SPC250TB	3	250,00	3020	259,60	25,00	75,00	85,00	194,00	17,00	51,00	17,00		16,50	
		TL-SH 3-SPC265TB	1	265,00	3535	274,60	35,00	90,00	85,00				89,00	4,00	170,00	19,70
		TL-SH 3-SPC280TB	1	280,00	3535	289,60	35,00	90,00	85,00				89,00	4,00	170,00	22,70
		TL-SH 3-SPC300TB	4	300,00	3535	309,60	35,00	90,00	85,00	249,00	2,00		89,00	2,00	170,00	22,70
		TL-SH 3-SPC315TB	7	315,00	3535	324,60	35,00	90,00	85,00	264,00	2,00		89,00	2,00	170,00	22,00
		TL-SH 3-SPC335TB	4	335,00	3535	344,60	35,00	90,00	85,00	284,00	2,00		89,00	2,00	170,00	24,10
		TL-SH 3-SPC355TB	4	355,00	3535	364,60	35,00	90,00	85,00	304,00	2,00		89,00	2,00	170,00	26,20
		TL-SH 3-SPC375TB	4	375,00	3535	384,60	35,00	90,00	85,00	324,00	2,00		89,00	2,00	170,00	28,00
		TL-SH 3-SPC400TB	4	400,00	3535	409,60	35,00	90,00	85,00	344,00	2,00		89,00	2,00	170,00	29,30
		TL-SH 3-SPC425TB	4	425,00	3535	434,60	35,00	90,00	85,00	369,00	2,00		89,00	2,00	170,00	32,80
		TL-SH 3-SPC450TB	4	450,00	3535	459,60	35,00	90,00	85,00	394,00	2,00		89,00	2,00	170,00	34,70
		TL-SH 3-SPC475TB	4	475,00	3535	484,60	35,00	90,00	85,00	419,00	2,00		89,00	2,00	170,00	36,50
		TL-SH 3-SPC500TB	4	500,00	3535	509,60	35,00	90,00	85,00	444,00	2,00		89,00	2,00	170,00	40,00
		TL-SH 3-SPC530TB	4	530,00	3535	539,60	35,00	90,00	85,00	474,00	2,00		89,00	2,00	170,00	42,50
		TL-SH 3-SPC560TB	4	560,00	3535	569,60	35,00	90,00	85,00	504,00	2,00		89,00	2,00	170,00	45,90
		TL-SH 3-SPC630TB	4	630,00	4040	639,60	40,00	100,00	85,00	574,00	8,50	102,00	8,50	200,00		76,30
TL-SH 3-SPC710TB	4	710,00	4040	719,60	70,00	100,00	85,00	654,00	8,50	102,00	8,50	200,00		81,60		
TL-SH 3-SPC800TB	4	800,00	4545	809,60	55,00	110,00	85,00	737,00	14,50	114,00	14,50	225,00		87,00		
TL-SH 3-SPC1000TB	4	1000,00	5050	1009,60	70,00	125,00	85,00	937,00	21,00	127,00	21,00	245,00		120,00		
TL-SH 3-SPC1250TB	4	1250,00	5050	1259,60	70,00	125,00	85,00	1187,00	21,00	127,00	21,00	245,00		175,00		
SPC	4	TL-SH 4-SPC200TB	3	200,00	3020	209,60	25,00	75,00	111,00	144,00	30,00	51,00	30,00		11,30	
		TL-SH 4-SPC212TB	3	212,00	3020	221,60	25,00	75,00	111,00	156,00	30,00	51,00	30,00		13,00	
		TL-SH 4-SPC224TB	3	224,00	3535	233,60	35,00	90,00	111,00	168,00	11,00	89,00	11,00		14,50	
		TL-SH 4-SPC236TB	3	236,00	3535	245,60	35,00	90,00	111,00	180,00	11,00	89,00	11,00		16,70	
		TL-SH 4-SPC250TB	3	250,00	3535	259,60	35,00	90,00	111,00	194,00	11,00	89,00	11,00		19,30	
		TL-SH 4-SPC265TB	3	265,00	3535	274,60	35,00	90,00	111,00	209,00	11,00	89,00	11,00		22,40	
		TL-SH 4-SPC280TB	7	280,00	3535	289,60	35,00	90,00	111,00	224,00	11,00	89,00	11,00		25,40	
		TL-SH 4-SPC300TB	5	300,00	3535	309,60	35,00	90,00	111,00	224,00	11,00	89,00	11,00	170,00	25,40	
		TL-SH 4-SPC315TB	5	315,00	3535	324,60	35,00	90,00	111,00	259,00	11,00	89,00	11,00	170,00	25,30	
		TL-SH 4-SPC335TB	5	335,00	3535	344,60	35,00	90,00	111,00	279,00	11,00	89,00	11,00	170,00	27,40	
		TL-SH 4-SPC355TB	5	355,00	3535	364,60	35,00	90,00	111,00	299,00	11,00	89,00	11,00	170,00	29,60	
		TL-SH 4-SPC375TB	5	375,00	3535	384,60	35,00	90,00	111,00	319,00	11,00	89,00	11,00	170,00	31,30	
TL-SH 4-SPC400TB	5	400,00	3535	409,60	35,00	90,00	111,00	344,00	11,00	89,00	11,00	170,00	33,80			

NEXT >

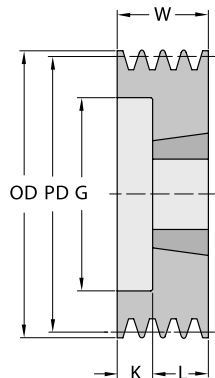
TYPE 3



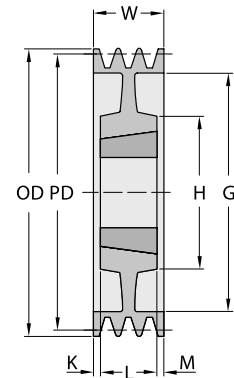
TYPE 5



TYPE 6



TYPE 7



* Weight of Pulley only.



PROFILE	NUMBER OF GROOVES	REFERENCE	PULLEY TYPE	PITCH DIA	BUSH TYPE	OD	BORE		W	G	K	L	M	H	*WEIGHT
				mm			mm	Min mm							
SPC	4	TL-SH 4-SPC425TB	5	425,00	3535	434,60	35,00	90,00	111,00	369,00	11,00	89,00	11,00	170,00	38,00
		TL-SH 4-SPC450TB	5	450,00	3535	459,60	35,00	90,00	111,00	394,00	11,00	89,00	11,00	170,00	41,30
		TL-SH 4-SPC475TB	5	475,00	3535	484,60	35,00	90,00	111,00	419,00	11,00	89,00	11,00	170,00	43,70
		TL-SH 4-SPC500TB	5	500,00	3535	509,60	35,00	90,00	111,00	444,00	11,00	89,00	11,00	170,00	46,00
		TL-SH 4-SPC530TB	5	530,00	4040	539,60	40,00	100,00	111,00	474,00	4,50	102,00	4,50	170,00	52,00
		TL-SH 4-SPC560TB	5	560,00	4040	569,60	40,00	100,00	111,00	504,00	4,50	102,00	4,50	200,00	58,00
		TL-SH 4-SPC630TB	4	630,00	4545	639,60	55,00	110,00	111,00	574,00	1,50	114,00	1,50	225,00	63,80
		TL-SH 4-SPC710TB	4	710,00	5050	719,60	70,00	125,00	111,00	654,00	8,00	127,00	8,00	267,00	83,20
		TL-SH 4-SPC800TB	4	800,00	5050	809,60	70,00	125,00	111,00	737,00	8,00	127,00	8,00	267,00	102,50
		TL-SH 4-SPC1000TB	4	1000,00	5050	1009,60	70,00	125,00	111,00	937,00	8,00	127,00	8,00	267,00	130,00
		TL-SH 4-SPC1250TB	4	1250,00	5050	1259,60	70,00	125,00	111,00	1187,00	8,00	127,00	8,00	267,00	186,00
		SPC	5	TL-SH 5-SPC200TB	3	200,00	3535	209,60	35,00	90,00	136,00	150,00	23,50	89,00	23,50
TL-SH 5-SPC212TB	3			212,00	3535	221,60	35,00	90,00	136,00	160,00	23,50	89,00	23,50		14,50
TL-SH 5-SPC224TB	3			224,00	3535	233,60	35,00	90,00	136,00	173,00	23,50	89,00	23,50		16,60
TL-SH 5-SPC236TB	3			236,00	3535	245,60	35,00	90,00	136,00	185,00	23,50	89,00	23,50		18,90
TL-SH 5-SPC250TB	3			250,00	3535	259,60	35,00	90,00	136,00	198,00	23,50	89,00	23,50		21,50
TL-SH 5-SPC265TB	3			265,00	3535	274,60	35,00	90,00	136,00	213,00	23,50	89,00	23,50		25,00
TL-SH 5-SPC280TB	3			280,00	3535	289,60	35,00	90,00	136,00	228,00	23,50	89,00	23,50		28,40
TL-SH 5-SPC300TB	7			300,00	3535	309,60	35,00	90,00	136,00	247,00	23,50	89,00	23,50	170,00	28,20
TL-SH 5-SPC315TB	5			315,00	3535	324,60	35,00	90,00	136,00	264,00	23,50	89,00	23,50	170,00	28,10
TL-SH 5-SPC335TB	5			335,00	3535	344,60	35,00	90,00	136,00	280,00	23,50	89,00	23,50	170,00	31,10
TL-SH 5-SPC355TB	5			355,00	3535	364,60	35,00	90,00	136,00	304,00	23,50	89,00	23,50	170,00	33,10
TL-SH 5-SPC375TB	5			375,00	3535	384,60	35,00	90,00	136,00	324,00	23,50	89,00	23,50	170,00	35,60
TL-SH 5-SPC400TB	5			400,00	3535	409,60	35,00	90,00	136,00	344,00	23,50	89,00	23,50	170,00	38,50
TL-SH 5-SPC425TB	5			425,00	3535	434,60	35,00	90,00	136,00	369,00	23,50	89,00	23,50	170,00	42,50
TL-SH 5-SPC450TB	5			450,00	4040	459,60	40,00	100,00	136,00	394,00	17,00	102,00	17,00	200,00	44,30
TL-SH 5-SPC475TB	5			475,00	4040	484,60	40,00	100,00	136,00	419,00	17,00	102,00	17,00	200,00	48,50
TL-SH 5-SPC500TB	5			500,00	4040	509,60	40,00	100,00	136,00	444,00	17,00	102,00	17,00	200,00	51,00
TL-SH 5-SPC530TB	5			530,00	4545	539,60	55,00	110,00	136,00	474,00	11,00	102,00	11,00	200,00	66,00
TL-SH 5-SPC560TB	5			560,00	4545	569,60	55,00	110,00	136,00	504,00	11,00	114,00	11,00	200,00	66,70
TL-SH 5-SPC630TB	5			630,00	5050	639,60	70,00	125,00	136,00	574,00	4,50	127,00	4,50	245,00	73,00
TL-SH 5-SPC710TB	5			710,00	5050	719,60	70,00	125,00	136,00	654,00	4,50	127,00	4,50	245,00	93,00
TL-SH 5-SPC800TB	5			800,00	5050	809,60	70,00	125,00	136,00	737,00	4,50	127,00	4,50	245,00	119,00
TL-SH 5-SPC1000TB	5			1000,00	5050	1009,60	70,00	125,00	136,00	937,00	4,50	127,00	4,50	245,00	147,00
TL-SH 5-SPC1250TB	5			1250,00	5050	1259,60	70,00	125,00	136,00	1187,00	4,50	127,00	4,50	245,00	210,00
SPC	6			TL-SH 6-SPC200TB	3	200,00	3535	209,60	35,00	90,00	162,00	148,00	36,50	89,00	36,50
		TL-SH 6-SPC212TB	3	212,00	3535	221,60	35,00	90,00	162,00	160,00	36,50	89,00	36,50		16,50
		TL-SH 6-SPC224TB	3	224,00	3535	233,60	35,00	90,00	162,00	173,00	36,50	89,00	36,50		18,00
		TL-SH 6-SPC236TB	3	236,00	3535	245,60	35,00	90,00	162,00	185,00	36,50	89,00	36,50		21,30
		TL-SH 6-SPC250TB	3	250,00	3535	259,60	35,00	90,00	162,00	198,00	36,50	89,00	36,50		29,00
		TL-SH 6-SPC265TB	3	265,00	3535	274,60	35,00	90,00	162,00	213,00	36,50	89,00	36,50		30,30
		TL-SH 6-SPC280TB	7	280,00	3535	289,60	35,00	90,00	162,00	228,00	36,50	89,00	36,50		31,50
		TL-SH 6-SPC300TB	7	300,00	3535	309,60	35,00	90,00	162,00	247,00	36,50	89,00	36,50	170,00	31,50
		TL-SH 6-SPC315TB	5	315,00	3535	324,60	35,00	90,00	162,00	264,00	36,50	89,00	36,50	170,00	33,20
		TL-SH 6-SPC335TB	5	335,00	3535	344,60	35,00	90,00	162,00	280,00	36,50	89,00	36,50	170,00	37,50
		TL-SH 6-SPC355TB	5	355,00	3535	364,60	35,00	90,00	162,00	304,00	30,00	89,00	36,50	170,00	40,50
		TL-SH 6-SPC375TB	5	375,00	4040	384,60	40,00	100,00	162,00	324,00	30,00	102,00	30,00	200,00	44,50
		TL-SH 6-SPC400TB	5	400,00	4040	409,60	40,00	100,00	162,00	348,00	30,00	102,00	30,00	200,00	48,00
		TL-SH 6-SPC425TB	5	425,00	4040	434,60	40,00	100,00	162,00	369,00	30,00	102,00	30,00	225,00	51,00
		TL-SH 6-SPC450TB	7	450,00	4545	459,60	55,00	110,00	162,00	394,00	24,00	114,00	24,00	225,00	57,50
		TL-SH 6-SPC475TB	5	475,00	4545	484,60	55,00	110,00	162,00	419,00	24,00	114,00	24,00	225,00	62,00
		TL-SH 6-SPC500TB	5	500,00	4545	509,60	55,00	110,00	162,00	444,00	24,00	114,00	24,00	225,00	67,00
		TL-SH 6-SPC530TB	5	530,00	5050	539,60	70,00	125,00	162,00	474,00	17,50	114,00	17,50	245,00	74,50
		TL-SH 6-SPC560TB	5	560,00	5050	569,60	70,00	125,00	162,00	504,00	17,50	127,00	17,50	245,00	77,50
		TL-SH 6-SPC630TB	5	630,00	5050	639,60	70,00	125,00	162,00	574,00	17,50	127,00	17,50	245,00	88,50
		TL-SH 6-SPC710TB	5	710,00	5050	719,60	70,00	125,00	162,00	654,00	17,50	127,00	17,50	245,00	107,30

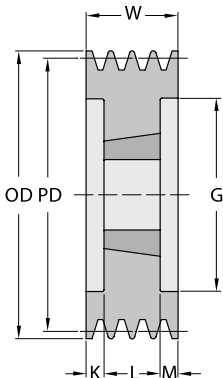
* Weight of Pulley only.

NEXT >

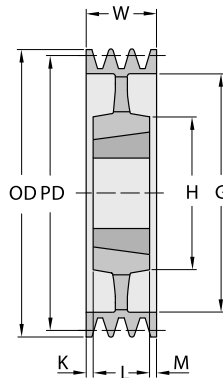
PROFILE	NUMBER OF GROOVES	REFERENCE	PULLEY TYPE	PITCH DIA	BUSH TYPE	OD	BORE		W	G	K	L	M	H	*WEIGHT
							Min mm	Max mm							
		TL-SH 6-SPC800TB	5	800,00	5050	809,60	70,00	125,00	162,00	737,00	17,50	127,00	17,50	245,00	126,00
		TL-SH 6-SPC1000TB	5	1000,00	5050	1009,60	70,00	125,00	162,00	937,00	17,50	127,00	17,50	245,00	185,00
		TL-SH 6-SPC1250TB	5	1250,00	5050	1259,60	70,00	125,00	162,00	1187,00	17,50	127,00	17,50	245,00	258,00
SPC	8	TL-SH 8-SPC200TB	3	200,00	3535	209,60	35,00	90,00	213,00	148,00	62,00	89,00	62,00		20,00
		TL-SH 8-SPC212TB	3	212,00	3535	221,60	35,00	90,00	213,00	160,00	62,00	89,00	62,00		21,30
		TL-SH 8-SPC224TB	3	224,00	3535	233,60	35,00	90,00	213,00	170,00	62,00	89,00	62,00		22,90
		TL-SH 8-SPC236TB	3	236,00	3535	245,60	35,00	90,00	213,00	184,00	62,00	89,00	62,00		25,90
		TL-SH 8-SPC250TB	3	250,00	3535	259,60	35,00	90,00	213,00	198,00	62,00	89,00	62,00		29,00
		TL-SH 8-SPC265TB	3	265,00	3535	274,60	35,00	90,00	213,00	213,00	62,00	89,00	62,00		32,50
		TL-SH 8-SPC280TB	3	280,00	3535	289,60	35,00	90,00	213,00	228,00	62,00	89,00	62,00		36,10
		TL-SH 8-SPC300TB	3	300,00	4040	309,60	40,00	100,00	213,00	207,00	55,50	102,00	55,50		37,10
		TL-SH 8-SPC315TB	3	315,00	4040	324,60	40,00	100,00	213,00	258,00	55,50	102,00	55,50		40,00
		TL-SH 8-SPC335TB	7	335,00	4040	344,60	40,00	100,00	213,00	280,00	55,50	102,00	55,50	210,00	44,00
		TL-SH 8-SPC355TB	5	355,00	4040	364,60	40,00	100,00	213,00	304,00	55,50	102,00	55,50	210,00	49,00
		TL-SH 8-SPC375TB	5	375,00	4545	384,60	55,00	110,00	213,00	324,00	49,50	114,00	49,50	242,00	54,50
		TL-SH 8-SPC400TB	5	400,00	4545	409,60	55,00	110,00	213,00	348,00	49,50	114,00	49,50	242,00	58,00
		TL-SH 8-SPC425TB	5	425,00	4545	434,60	55,00	110,00	213,00	369,00	49,50	114,00	49,50	242,00	63,50
		TL-SH 8-SPC450TB	5	450,00	5050	459,60	70,00	125,00	213,00	394,00	43,00	127,00	43,00	267,00	70,00
		TL-SH 8-SPC475TB	5	475,00	5050	484,60	70,00	125,00	213,00	419,00	43,00	127,00	43,00	267,00	72,00
		TL-SH 8-SPC500TB	5	500,00	5050	509,60	70,00	125,00	213,00	444,00	43,00	127,00	43,00	267,00	82,50
		TL-SH 8-SPC530TB	5	530,00	5050	539,60	70,00	125,00	213,00	474,00	43,00	127,00	43,00	267,00	82,50
		TL-SH 8-SPC560TB	5	560,00	5050	569,60	70,00	125,00	213,00	504,00	43,00	127,00	43,00	267,00	94,50
		TL-SH 8-SPC630TB	5	630,00	5050	639,60	70,00	125,00	213,00	574,00	43,00	127,00	43,00	267,00	102,00
		TL-SH 8-SPC710TB	5	710,00	5050	719,60	70,00	125,00	213,00	656,00	43,00	127,00	43,00	267,00	123,50
		TL-SH 8-SPC800TB	5	800,00	5050	809,60	70,00	125,00	213,00	737,00	43,00	127,00	43,00	267,00	145,00
		TL-SH 8-SPC1000TB	5	1000,00	5050	1009,60	70,00	125,00	213,00	937,00	43,00	127,00	43,00	267,00	207,00
		TL-SH 8-SPC1250TB	5	1250,00	5050	1259,60	70,00	125,00	213,00	1187,00	43,00	127,00	43,00	267,00	285,00
SPC	10	TL-SH 10-SPC224TB	3	224,00	4040	233,60	40,00	100,00	264,00	168,00	81,00	102,00			28,00
		TL-SH 10-SPC236TB	3	236,00	4040	245,60	40,00	100,00	264,00	180,00	81,00	102,00	81,00		30,90
		TL-SH 10-SPC250TB	3	250,00	4040	259,60	40,00	100,00	264,00	196,00	81,00	102,00	81,00		35,00
		TL-SH 10-SPC265TB	3	265,00	4040	274,60	40,00	100,00	264,00	209,00	81,00	102,00	81,00		39,50
		TL-SH 10-SPC280TB	3	280,00	4040	289,60	40,00	100,00	264,00	226,00	81,00	102,00	81,00		42,10
		TL-SH 10-SPC300TB	3	300,00	4545	309,60	55,00	110,00	264,00	245,00	75,00	114,00	75,00		44,10
		TL-SH 10-SPC315TB	3	315,00	4545	324,60	55,00	110,00	264,00	258,00	75,00	114,00	75,00		47,00
		TL-SH 10-SPC335TB	3	335,00	4545	344,60	55,00	110,00	264,00	279,00	75,00	114,00	75,00		51,00
		TL-SH 10-SPC355TB	3	355,00	4545	364,60	55,00	110,00	264,00	299,00	75,00	114,00	75,00		57,00
		TL-SH 10-SPC375TB	3	375,00	4545	384,60	55,00	110,00	264,00	319,00	68,50	127,00	66,50	245,00	62,50
		TL-SH 10-SPC400TB	6	400,00	5050	409,60	70,00	125,00	264,00	342,00	68,50	127,00	66,50	245,00	66,00
		TL-SH 10-SPC425TB	7	425,00	5050	434,60	70,00	125,00	264,00	369,00	68,50	127,00	66,50	245,00	70,50

NEXT >

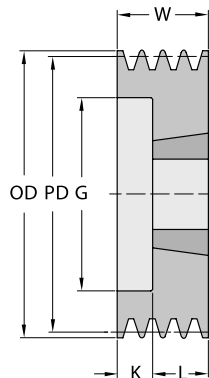
TYPE 3



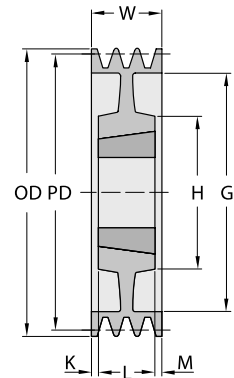
TYPE 5



TYPE 6



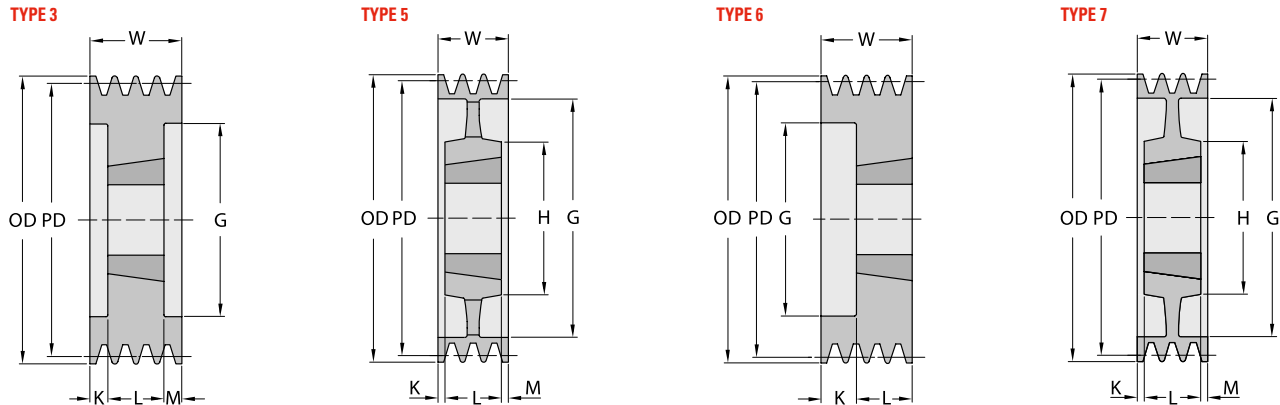
TYPE 7



* Weight of Pulley only.



PROFILE	NUMBER OF GROOVES	REFERENCE	PULLEY TYPE	PITCH DIA	BUSH TYPE	OD	BORE		W	G	K	L	M	H	*WEIGHT
							Min mm	Max mm							
SPC	10	TL-SH 10-SPC450TB	5	450,00	5050	459,60	70,00	125,00	264,00	394,00	68,50	127,00	68,50	245,00	78,00
		TL-SH 10-SPC475TB	5	475,00	5050	484,60	70,00	125,00	264,00	419,00	68,50	127,00	68,50	245,00	82,00
		TL-SH 10-SPC500TB	5	500,00	5050	509,60	70,00	125,00	264,00	444,00	68,50	127,00	68,50	245,00	95,50
		TL-SH 10-SPC530TB	5	530,00	5050	539,60	70,00	125,00	264,00	474,00	68,50	127,00	68,50	245,00	106,00
		TL-SH 10-SPC560TB	5	560,00	5050	569,60	70,00	125,00	264,00	504,00	68,50	127,00	68,50	245,00	94,70
		TL-SH 10-SPC630TB	5	630,00	5050	639,60	70,00	125,00	264,00	574,00	68,50	127,00	68,50	245,00	113,20
		TL-SH 10-SPC710TB	5	710,00	5050	719,60	70,00	125,00	264,00	654,00	68,50	127,00	68,50	245,00	133,50
		TL-SH 10-SPC800TB	5	800,00	5050	809,60	70,00	125,00	264,00	737,00	68,50	127,00	68,50	245,00	160,50
		TL-SH 10-SPC1000TB	5	1000,00	5050	1009,60	70,00	125,00	264,00	937,00	68,50	127,00	68,50	245,00	227,50
		TL-SH 10-SPC1250TB	5	1250,00	5050	1259,60	70,00	125,00	264,00	1187,00	68,50	127,00	68,50	245,00	300,00



NARROW WEDGE SERIES. PROFILE 3V. TAPER BUSH

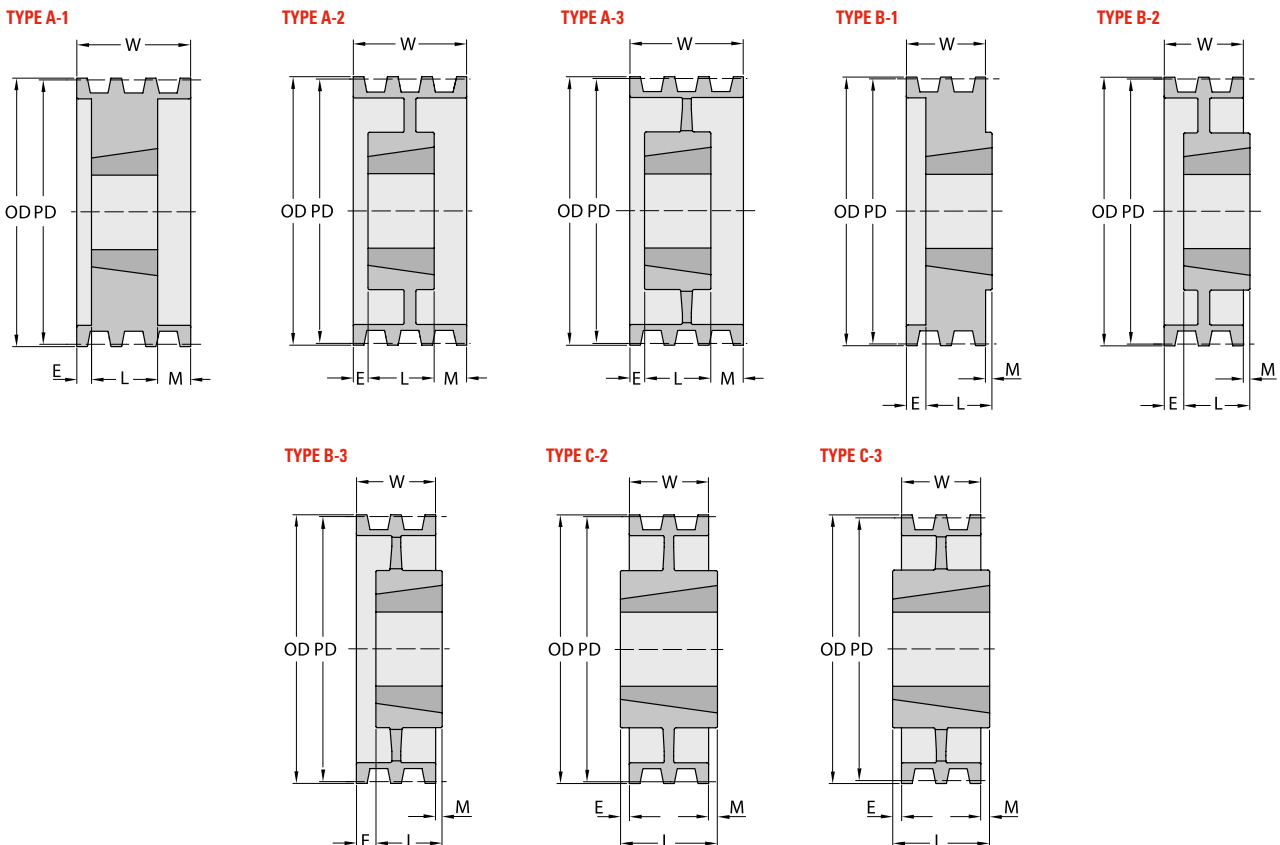
PROFILE	NUMBER OF GROOVES	REFERENCE	PITCH DIA		PULLEY TYPE	BUSH TYPE	OD		BORE		W	E	L	M	*WEIGHT
			in	mm			in	mm	Min mm	Max mm					
3V	1	TL-SH 1-3V265TB	2,60	66,04	B1	1108	2,65	67,31	9,53	28,58	26,99	5,56	22,23	27,78	0,34
		TL-SH 1-3V280TB	2,75	69,85	B1	1108	2,80	71,12	9,53	28,58	26,99	5,56	22,23	27,78	0,39
		TL-SH 1-3V300TB	2,95	74,93	B1	1108	3,00	76,20	9,53	28,58	26,99	5,56	22,23	27,78	0,45
		TL-SH 1-3V315TB	3,10	78,74	B1	1108	3,15	80,01	9,53	28,58	26,99	5,56	22,23	27,78	0,45
		TL-SH 1-3V335TB	3,30	83,82	B1	1610	3,35	85,09	12,70	41,28	26,99	2,38	25,40	27,78	0,50
		TL-SH 1-3V365TB	3,60	91,44	B1	1610	3,65	92,71	12,70	41,28	26,99	2,38	25,40	27,78	0,59
		TL-SH 1-3V412TB	4,07	103,38	B1	1610	4,12	104,65	12,70	41,28	26,99	2,38	25,40	27,78	0,91
		TL-SH 1-3V450TB	4,45	113,03	B1	1610	4,50	114,30	12,70	41,28	26,99	2,38	25,40	27,78	1,04
		TL-SH 1-3V475TB	4,70	119,38	B1	1610	4,75	120,65	12,70	41,28	26,99	2,38	25,40	27,78	1,18
		TL-SH 1-3V500TB	4,95	125,73	B1	1610	5,00	127,00	12,70	41,28	26,99	2,38	25,40	27,78	1,32
		TL-SH 1-3V530TB	5,25	133,35	B1	1610	5,30	134,62	12,70	41,28	26,99	2,38	25,40	27,78	1,50
		TL-SH 1-3V560TB	5,55	140,97	B1	1610	5,60	142,24	12,70	41,28	26,99	2,38	25,40	27,78	1,68
		TL-SH 1-3V600TB	5,95	151,13	B1	1610	6,00	152,40	12,70	41,28	26,99	2,38	25,40	27,78	1,91
		TL-SH 1-3V650TB	6,45	163,83	B1	1610	6,50	165,10	12,70	41,28	26,99	2,38	25,40	27,78	2,27
		TL-SH 1-3V690TB	6,85	173,99	B1	1610	6,90	175,26	12,70	41,28	26,99	2,38	25,40	27,78	2,54
		TL-SH 1-3V800TB	7,95	201,93	C2	2517	8,00	203,20	19,05	63,50	26,99		44,45	27,78	3,86
		TL-SH 1-3V1060TB	10,55	267,97	C2	2517	10,60	269,24	19,05	63,50	26,99		44,45	27,78	6,35
		TL-SH 1-3V1400TB	13,95	354,33	C3	2517	14,00	355,60	19,05	63,50	26,99		44,45	27,78	9,07
		TL-SH 1-3V1900TB	18,95	481,33	C3	3020	19,00	482,60	31,75	76,20	26,99		50,80	27,78	11,79
3V	2	TL-SH 2-3V265TB	2,60	66,04	B1	1108	2,65	67,31	9,53	28,58	27,78	5,56	22,23		0,34
		TL-SH 2-3V280TB	2,75	69,85	B1	1108	2,80	71,12	9,53	28,58	27,78	12,70	22,23	27,78	

* Weight of Pulley only.

NEXT >

PROFILE	NUMBER OF GROOVES	REFERENCE	PITCH DIA		PULLEY TYPE	BUSH TYPE	OD		BORE		W	E	L	M	*WEIGHT
			in	mm			in	mm	Min mm	Max mm					
		TL-SH 2-3V300TB	2,95	74,93	B1	1210	3,00	76,20	15,88	31,75	27,78	2,38	25,40		0,64
		TL-SH 2-3V315TB	3,10	78,74	B1	1210	3,15	80,01	15,88	31,75	27,78	12,70	25,40	27,78	0,45
		TL-SH 2-3V335TB	3,30	83,82	B1	1610	3,35	85,09	12,70	41,28	27,78	12,70	25,40	27,78	0,68
		TL-SH 2-3V365TB	3,60	91,44	B1	1610	3,65	92,71	12,70	41,28	27,78	2,38	25,40		0,73
		TL-SH 2-3V412TB	4,07	103,38	B1	1610	4,12	104,65	12,70	41,28	27,78	2,38	25,40		0,95
		TL-SH 2-3V450TB	4,45	113,03	B1	1610	4,50	114,30	12,70	41,28	27,78	2,38	25,40		1,22
		TL-SH 2-3V475TB	4,70	119,38	B1	1610	4,75	120,65	12,70	41,28	27,78	2,38	25,40		1,41
		TL-SH 2-3V500TB	4,95	125,73	B1	1610	5,00	127,00	12,70	41,28	27,78	2,38	25,40		1,63
		TL-SH 2-3V530TB	5,25	133,35	B1	1610	5,30	134,62	12,70	41,28	27,78	2,38	25,40		1,91
		TL-SH 2-3V560TB	5,55	140,97	B1	1610	5,60	142,24	12,70	41,28	27,78	2,38	25,40		2,18
		TL-SH 2-3V600TB	5,95	151,13	B1	1610	6,00	152,40	12,70	41,28	27,78	2,38	25,40		2,63
		TL-SH 2-3V650TB	6,45	163,83	B1	1610	6,50	165,10	12,70	41,28	27,78	2,38	25,40		3,18
		TL-SH 2-3V690TB	6,85	173,99	B1	1610	6,90	175,26	12,70	41,28	27,78	2,38	25,40		3,63
		TL-SH 2-3V800TB	7,95	201,93	C2	2517	8,00	203,20	19,05	63,50	27,78		44,45	16,67	4,99
		TL-SH 2-3V1060TB	10,55	267,97	C2	2517	10,60	269,24	19,05	63,50	27,78		44,45	16,67	6,80
		TL-SH 2-3V1400TB	13,95	354,33	C3	2517	14,00	355,60	19,05	63,50	27,78		44,45	16,67	9,98
		TL-SH 2-3V1900TB	18,95	481,33	C3	3020	19,00	482,60	31,75	76,20	27,78	3,18	50,80	23,02	14,51
		TL-SH 2-3V1900TB	24,95	633,73	C3	3020	25,00	635,00	31,75	76,20	27,78	3,18	50,80	19,84	20,41
3V	3	TL-SH 3-3V280TB	2,75	69,85	B1	1108	2,80	71,12	9,53	28,58	38,10	15,88	22,23	27,78	0,50
		TL-SH 3-3V300TB	2,95	74,93	B1	1210	3,00	76,20	15,88	31,75	38,10	23,02	25,40		0,82
		TL-SH 3-3V315TB	3,10	78,74	B1	1210	3,15	80,01	15,88	31,75	38,10	12,70	25,40	27,78	0,68
		TL-SH 3-3V335TB	3,30	83,82	B1	1610	3,35	85,09	12,70	41,28	38,10	23,02	25,40	27,78	0,82
		TL-SH 3-3V365TB	3,60	91,44	B1	1610	3,65	92,71	12,70	41,28	38,10	23,02	25,40		0,91
		TL-SH 3-3V412TB	4,07	103,38	B1	1610	4,12	104,65	12,70	41,28	38,10	12,70	25,40		1,18
		TL-SH 3-3V450TB	4,45	113,03	B1	1610	4,50	114,30	12,70	41,28	38,10	12,70	25,40		1,45
		TL-SH 3-3V475TB	4,70	119,38	B1	1610	4,75	120,65	12,70	41,28	38,10	12,70	25,40		1,68
		TL-SH 3-3V500TB	4,95	125,73	B1	1610	5,00	127,00	12,70	41,28	38,10	12,70	25,40		1,91
		TL-SH 3-3V530TB	5,25	133,35	B1	1610	5,30	134,62	12,70	41,28	38,10	12,70	25,40		2,18

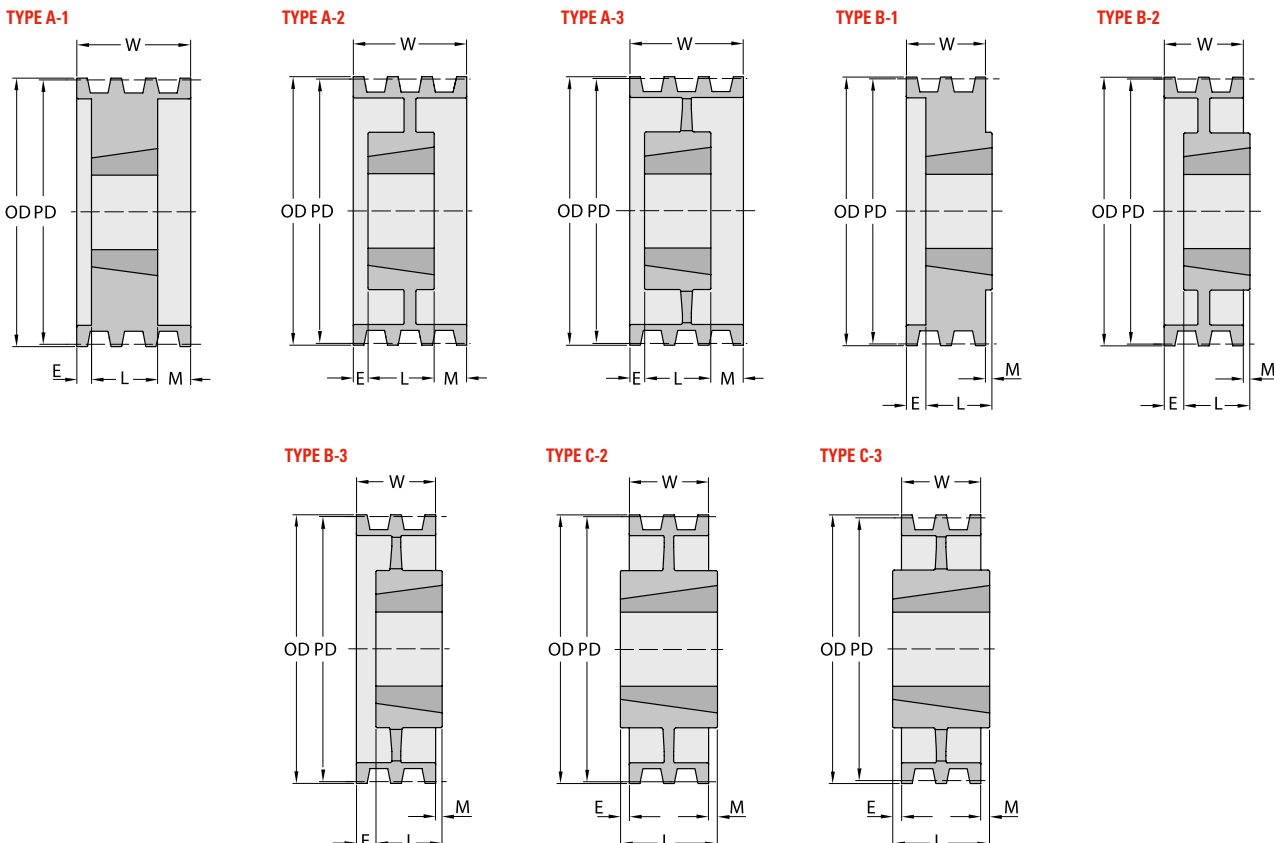
NEXT >



* Weight of Pulley only.



PROFILE	NUMBER OF GROOVES	REFERENCE	PITCH DIA		PULLEY TYPE	BUSH TYPE	OD		BORE		W	E	L	M	*WEIGHT
			in	mm			in	mm	Min mm	Max mm					
		TL-SH 6-3V3350TB	33,45	849,63	C3	3030	33,50	850,90	31,75	76,20	69,06	3,57	76,20	3,57	41,73
3V	8	TL-SH 8-3V475TB	4,70	119,38	B1	2517	4,75	120,65	19,05	63,50	89,69	45,24	44,45		2,63
		TL-SH 8-3V500TB	4,95	125,73	B1	2517	5,00	127,00	19,05	63,50	89,69	45,24	44,45		2,90
		TL-SH 8-3V530TB	5,25	133,35	A1	2517	5,30	134,62	19,05	63,50	89,69	26,19	44,45	19,05	3,54
		TL-SH 8-3V560TB	5,55	140,97	A1	2517	5,60	142,24	19,05	63,50	89,69	6,35	44,45	38,89	4,17
		TL-SH 8-3V600TB	5,95	151,13	A1	2517	6,00	152,40	19,05	63,50	89,69	6,35	44,45	38,89	4,99
		TL-SH 8-3V650TB	6,45	163,83	A1	2517	6,50	165,10	19,05	63,50	89,69	6,35	44,45	38,89	6,35
		TL-SH 8-3V690TB	6,85	173,99	A1	2517	6,90	175,26	19,05	63,50	89,69	6,35	44,45	38,89	7,26
		TL-SH 8-3V800TB	7,95	201,93	A1	3020	8,00	203,20	31,75	76,20	89,69	12,70	50,80	26,19	9,98
		TL-SH 8-3V1060TB	10,55	267,97	A2	3020	10,60	269,24	31,75	76,20	89,69	12,70	50,80	26,19	12,70
		TL-SH 8-3V1400TB	13,95	354,33	A3	3020	14,00	355,60	31,75	76,20	89,69		76,20	13,49	23,59
		TL-SH 8-3V1900TB	18,95	481,33	A3	3535	19,00	482,60	50,80	100,01	89,69		88,90	0,79	30,39
		TL-SH 8-3V2500TB	24,95	633,73	A3	3535	25,00	635,00	50,80	100,01	89,69		88,90	0,79	42,18
TL-SH 8-3V3350TB	33,45	849,63	C3	4040	33,50	850,90	44,45	112,71	89,69	23,81	101,60	23,81	71,21		
3V	10	TL-SH 10-3V475TB	4,70	119,38	B1	2517	4,75	120,65	19,05	63,50	110,33	65,88	44,45		3,18
		TL-SH 10-3V500TB	4,95	125,73	B1	2517	5,00	127,00	19,05	63,50	110,33	65,88	44,45	19,05	3,63
		TL-SH 10-3V530TB	5,25	133,35	A1	2517	5,30	134,62	19,05	63,50	110,33	65,88	44,45		4,08
		TL-SH 10-3V560TB	5,55	140,97	A1	2517	5,60	142,24	19,05	63,50	110,33	12,70	44,45	53,18	4,99
		TL-SH 10-3V600TB	5,95	151,13	A1	2517	6,00	152,40	19,05	63,50	110,33	12,70	44,45	53,18	5,90
		TL-SH 10-3V650TB	6,45	163,83	A1	2517	6,50	165,10	19,05	63,50	110,33	12,70	44,45	53,18	6,80
		TL-SH 10-3V690TB	6,85	173,99	A1	2517	6,90	175,26	19,05	63,50	110,33	12,70	44,45	53,18	8,16
		TL-SH 10-3V800TB	7,95	201,93	A1	3020	8,00	203,20	31,75	76,20	110,33	6,35	50,80	53,18	10,43
		TL-SH 10-3V1060TB	10,55	267,97	A2	3020	10,60	269,24	31,75	76,20	110,33	21,43	50,80	38,10	14,06
		TL-SH 10-3V1400TB	13,95	354,33	A2	3535	14,00	355,60	50,80	88,90	110,33		76,20	21,43	22,68
		TL-SH 10-3V1900TB	18,95	481,33	A3	3535	19,00	482,60	50,80	88,90	110,33		88,90	21,43	34,02
		TL-SH 10-3V2500TB	24,95	633,73	A3	4040	25,00	635,00	44,45	112,71	110,33		101,60	8,73	55,34
TL-SH 10-3V3350TB	33,45	849,63	A3	4040	33,50	850,90	44,45	112,71	110,33	4,37	101,60	4,37	78,02		



* Weight of Pulley only.



NARROW WEDGE SERIES. PROFILE 5V. TAPER BUSH

PROFILE	NUMBER OF GROOVES	REFERENCE	PITCH DIA		PULLEY TYPE	BUSH TYPE	OD		BORE		W	E	L	M	*WEIGHT	
			in	mm			in	mm	Min mm	Max mm						mm
5V	2	TL-SH 2-5V710TB	7,00	177,80	B1	2517	7,10	180,34	19,05	63,50	42,86	1,59	44,45		4,54	
		TL-SH 2-5V750TB	7,40	187,96	B1	2517	7,50	190,50	19,05	63,50	42,86	1,59	44,45		5,44	
		TL-SH 2-5V800TB	7,90	200,66	B1	2517	8,00	203,20	19,05	63,50	42,86	1,59	44,45		6,35	
		TL-SH 2-5V850TB	8,40	213,36	B2	2517	8,50	215,90	19,05	63,50	42,86	1,59	44,45		5,90	
		TL-SH 2-5V900TB	8,90	226,06	B2	2517	9,00	228,60	19,05	63,50	42,86	1,59	44,45		7,26	
		TL-SH 2-5V925TB	9,15	232,41	C2	3020	9,25	234,95	31,75	76,20	42,86			50,80	7,94	7,71
		TL-SH 2-5V975TB	9,65	245,11	C2	3020	9,75	247,65	31,75	76,20	42,86			50,80	7,94	8,62
		TL-SH 2-5V1030TB	10,20	259,08	C2	3020	10,30	261,62	31,75	76,20	42,86			50,80	7,94	9,98
		TL-SH 2-5V1090TB	10,80	274,32	C2	3020	10,90	276,86	31,75	76,20	42,86			50,80	7,94	10,89
		TL-SH 2-5V1180TB	11,70	297,18	C2	3020	11,80	299,72	31,75	76,20	42,86			50,80	7,94	11,79
		TL-SH 2-5V1250TB	12,40	314,96	C2	3020	12,50	317,50	31,75	76,20	42,86			50,80	7,94	12,70
		TL-SH 2-5V1320TB	13,10	332,74	C3	3020	13,20	335,28	31,75	76,20	42,86			50,80	7,94	9,53
		TL-SH 2-5V1400TB	13,90	353,06	C3	3020	14,00	355,60	31,75	76,20	42,86			50,80	7,94	10,43
		TL-SH 2-5V1500TB	14,90	378,46	C3	3020	15,00	381,00	31,75	76,20	42,86			50,80	7,94	11,79
		TL-SH 2-5V1600TB	15,90	403,86	C3	3020	16,00	406,40	31,75	76,20	42,86			50,80	7,94	12,70
		TL-SH 2-5V2120TB	21,10	535,94	C3	3535	21,20	538,48	50,80	100,01	42,86	9,53		88,90	36,51	23,13
		TL-SH 2-5V2800TB	27,90	708,66	C3	3535	28,00	711,20	50,80	100,01	42,86	9,53		88,90	36,51	31,30
		5V	3	TL-SH 3-5V710TB	7,00	177,80	B1	2517	7,10	180,34	19,05	63,50	60,33	15,88	44,45	
TL-SH 3-5V750TB	7,40			187,96	B1	2517	7,50	190,50	19,05	63,50	60,33	15,88	44,45		6,80	
TL-SH 3-5V800TB	7,90			200,66	B1	2517	8,00	203,20	19,05	63,50	60,33	15,88	44,45		8,16	
TL-SH 3-5V850TB	8,40			213,36	B2	2517	8,50	215,90	19,05	63,50	60,33	15,88	44,45		9,07	
TL-SH 3-5V900TB	8,90			226,06	B2	2517	9,00	228,60	19,05	63,50	60,33	15,88	44,45		9,07	
TL-SH 3-5V925TB	9,15			232,41	A2	3020	9,25	234,95	31,75	76,20	60,33			50,80	9,53	9,53
TL-SH 3-5V975TB	9,65			245,11	A2	3020	9,75	247,65	31,75	76,20	60,33			50,80	9,53	10,89
TL-SH 3-5V1030TB	10,20			259,08	A2	3020	10,30	261,62	31,75	76,20	60,33			50,80	9,53	11,34
TL-SH 3-5V1090TB	10,80			274,32	A2	3020	10,90	276,86	31,75	76,20	60,33			50,80	9,53	12,25
TL-SH 3-5V1180TB	11,70			297,18	A2	3020	11,80	299,72	31,75	76,20	60,33			50,80	9,53	13,15
TL-SH 3-5V1250TB	12,40			314,96	A3	3020	12,50	317,50	31,75	76,20	60,33			50,80	9,53	14,51
TL-SH 3-5V1320TB	13,10			332,74	A3	3020	13,20	335,28	31,75	76,20	60,33			50,80	9,53	15,42
TL-SH 3-5V1400TB	13,90			353,06	A3	3020	14,00	355,60	31,75	76,20	60,33			50,80	9,53	16,33
TL-SH 3-5V1500TB	14,90			378,46	A3	3020	15,00	381,00	31,75	76,20	60,33			50,80	9,53	16,78
TL-SH 3-5V1600TB	15,90			403,86	A3	3020	16,00	406,40	31,75	76,20	60,33			50,80	9,53	17,24
TL-SH 3-5V2120TB	21,10			535,94	C3	3535	21,20	538,48	50,80	100,01	60,33			88,90	28,58	29,48
TL-SH 3-5V2800TB	27,90			708,66	C3	3535	28,00	711,20	50,80	100,01	60,33			88,90	28,58	42,18
TL-SH 3-5V3750TB	37,40			949,96	C3	4040	37,50	952,50	44,45	112,71	60,33	12,70		101,60	28,58	64,41
TL-SH 3-5V5000TB	49,90	1267,46	C3	4040	50,00	1270,00	44,45	112,71	60,33	12,70		101,60	28,58	91,63		
5V	4	TL-SH 4-5V710TB	7,00	177,80	B1	2517	7,10	180,34	19,05	63,50	77,79	33,34	44,45		6,80	
		TL-SH 4-5V750TB	7,40	187,96	B1	2517	7,50	190,50	19,05	63,50	77,79	33,34	44,45		8,16	
		TL-SH 4-5V800TB	7,90	200,66	B1	2517	8,00	203,20	19,05	63,50	77,79	33,34	44,45		9,53	
		TL-SH 4-5V850TB	8,40	213,36	B2	2517	8,50	215,90	19,05	63,50	77,79	33,34	44,45		9,07	
		TL-SH 4-5V900TB	8,90	226,06	B2	2517	9,00	228,60	19,05	63,50	77,79	33,34	44,45		9,98	
		TL-SH 4-5V925TB	9,15	232,41	A1	3020	9,25	234,95	31,75	76,20	77,79	12,70		50,80	14,29	12,25
		TL-SH 4-5V975TB	9,65	245,11	A1	3020	9,75	247,65	31,75	76,20	77,79	12,70		50,80	14,29	14,06
		TL-SH 4-5V1030TB	10,20	259,08	A2	3020	10,30	261,62	31,75	76,20	77,79	12,70		50,80	14,29	12,70
		TL-SH 4-5V1090TB	10,80	274,32	A2	3020	10,90	276,86	31,75	76,20	77,79	12,70		50,80	14,29	14,06
		TL-SH 4-5V1180TB	11,70	297,18	A2	3020	11,80	299,72	31,75	76,20	77,79	12,70		50,80	14,29	15,42
		TL-SH 4-5V1250TB	12,40	314,96	A2	3020	12,50	317,50	31,75	76,20	77,79			76,20	1,59	18,14
		TL-SH 4-5V1320TB	13,10	332,74	A3	3020	13,20	335,28	31,75	76,20	77,79			76,20	1,59	19,05
		TL-SH 4-5V1400TB	13,90	353,06	C2	3535	14,00	355,60	50,80	100,01	77,79			88,90	11,11	21,77
		TL-SH 4-5V1500TB	14,90	378,46	C3	3535	15,00	381,00	50,80	100,01	77,79			88,90	11,11	23,59
		TL-SH 4-5V1600TB	15,90	403,86	C3	3535	16,00	406,40	50,80	100,01	77,79			88,90	11,11	24,04
		TL-SH 4-5V2120TB	21,10	535,94	C3	3535	21,20	538,48	50,80	100,01	77,79			88,90	11,11	32,66
		TL-SH 4-5V2800TB	27,90	708,66	C3	3535	28,00	711,20	50,80	100,01	77,79			88,90	11,11	46,72

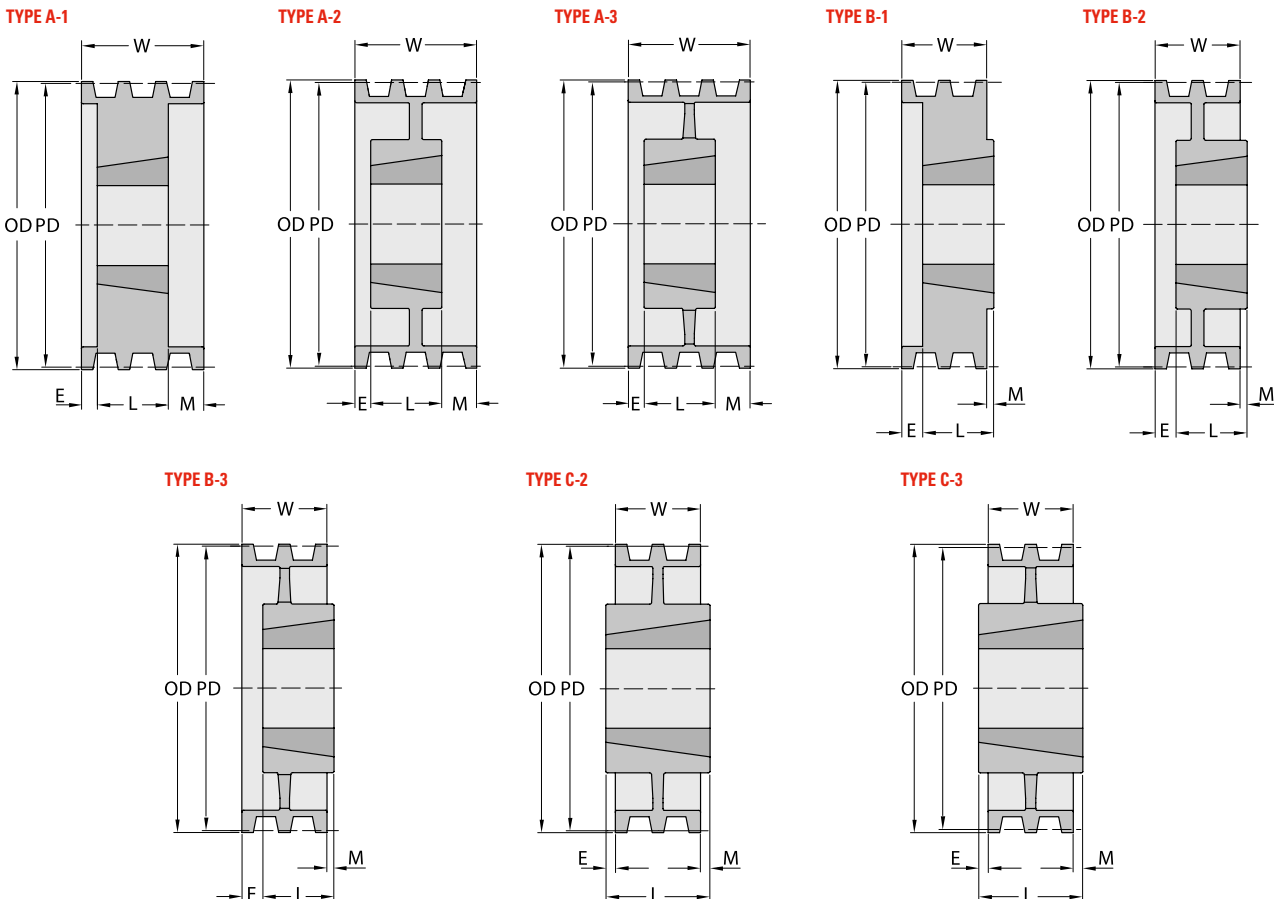
* Weight of Pulley only.

NEXT >



PROFILE	NUMBER OF GROOVES	REFERENCE	PITCH DIA		PULLEY TYPE	BUSH TYPE	OD		BORE		E	L	M	*WEIGHT	
			in	mm			in	mm	Min mm	Max mm					mm
		TL-SH 4-5V3750TB	37,40	949,96	C3	4040	37,50	952,50	44,45	112,71	77,79		101,60	23,81	78,02
		TL-SH 4-5V5000TB	49,90	1267,46	C3	4040	50,00	1270,00	44,45	112,71	77,79		101,60	23,81	100,70
5V	5	TL-SH 5-5V710TB	7,00	177,80	A1	3020	7,10	180,34	31,75	76,20	95,25	12,70	50,80	31,75	7,26
		TL-SH 5-5V750TB	7,40	187,96	A1	3020	7,50	190,50	31,75	76,20	95,25	12,70	50,80	31,75	8,16
		TL-SH 5-5V800TB	7,90	200,66	A1	3020	8,00	203,20	31,75	76,20	95,25	12,70	50,80	31,75	9,98
		TL-SH 5-5V850TB	8,40	213,36	A1	3020	8,50	215,90	31,75	76,20	95,25	12,70	50,80	31,75	11,79
		TL-SH 5-5V900TB	8,90	226,06	A1	3020	9,00	228,60	31,75	76,20	95,25	12,70	50,80	31,75	13,15
		TL-SH 5-5V925TB	9,15	232,41	A1	3020	9,25	234,95	31,75	76,20	95,25	12,70	50,80	31,75	13,61
		TL-SH 5-5V975TB	9,65	245,11	A1	3020	9,75	247,65	31,75	76,20	95,25	12,70	50,80	31,75	15,00
		TL-SH 5-5V1030TB	10,20	259,08	A2	3020	10,30	261,62	31,75	76,20	95,25	12,70	50,80	31,75	14,51
		TL-SH 5-5V1090TB	10,80	274,32	A2	3020	10,90	276,86	31,75	76,20	95,25	12,70	50,80	31,75	15,42
		TL-SH 5-5V1180TB	11,70	297,18	A2	3020	11,80	299,72	31,75	76,20	95,25	12,70	50,80	31,75	17,69
		TL-SH 5-5V1250TB	12,40	314,96	A2	3535	12,50	317,50	50,80	100,01	95,25		88,90	6,35	24,49
		TL-SH 5-5V1320TB	13,10	332,74	A2	3535	13,20	335,28	50,80	100,01	95,25		88,90	6,35	25,85
		TL-SH 5-5V1400TB	13,90	353,06	A2	3535	14,00	355,60	50,80	100,01	95,25		88,90	6,35	24,49
		TL-SH 5-5V1500TB	14,90	378,46	A3	3535	15,00	381,00	50,80	100,01	95,25		88,90	6,35	25,40
		TL-SH 5-5V1600TB	15,90	403,86	A3	3535	16,00	406,40	50,80	100,01	95,25		88,90	6,35	26,31
		TL-SH 5-5V2120TB	21,10	535,94	C3	4040	21,20	538,48	44,45	112,71	95,25		101,60	6,35	41,73
		TL-SH 5-5V2800TB	27,90	708,66	C3	4040	28,00	711,20	44,45	112,71	95,25		101,60	6,35	53,07
TL-SH 5-5V3750TB	37,40	949,96	C3	4040	37,50	952,50	44,45	112,71	95,25		101,60	6,35	82,55		
TL-SH 5-5V5000TB	49,90	1267,46	C3	4545	50,00	1270,00	57,15	125,41	95,25		114,30	19,05	125,19		
5V	6	TL-SH 6-5V710TB	7,00	177,80	A1	3020	7,10	180,34	31,75	76,20	112,71	19,05	50,80	42,86	8,16
		TL-SH 6-5V750TB	7,40	187,96	A1	3020	7,50	190,50	31,75	76,20	112,71	19,05	50,80	42,86	9,07
		TL-SH 6-5V800TB	7,90	200,66	A1	3020	8,00	203,20	31,75	76,20	112,71	19,05	50,80	42,86	10,89
		TL-SH 6-5V850TB	8,40	213,36	A1	3020	8,50	215,90	31,75	76,20	112,71	19,05	50,80	42,86	12,70

NEXT >

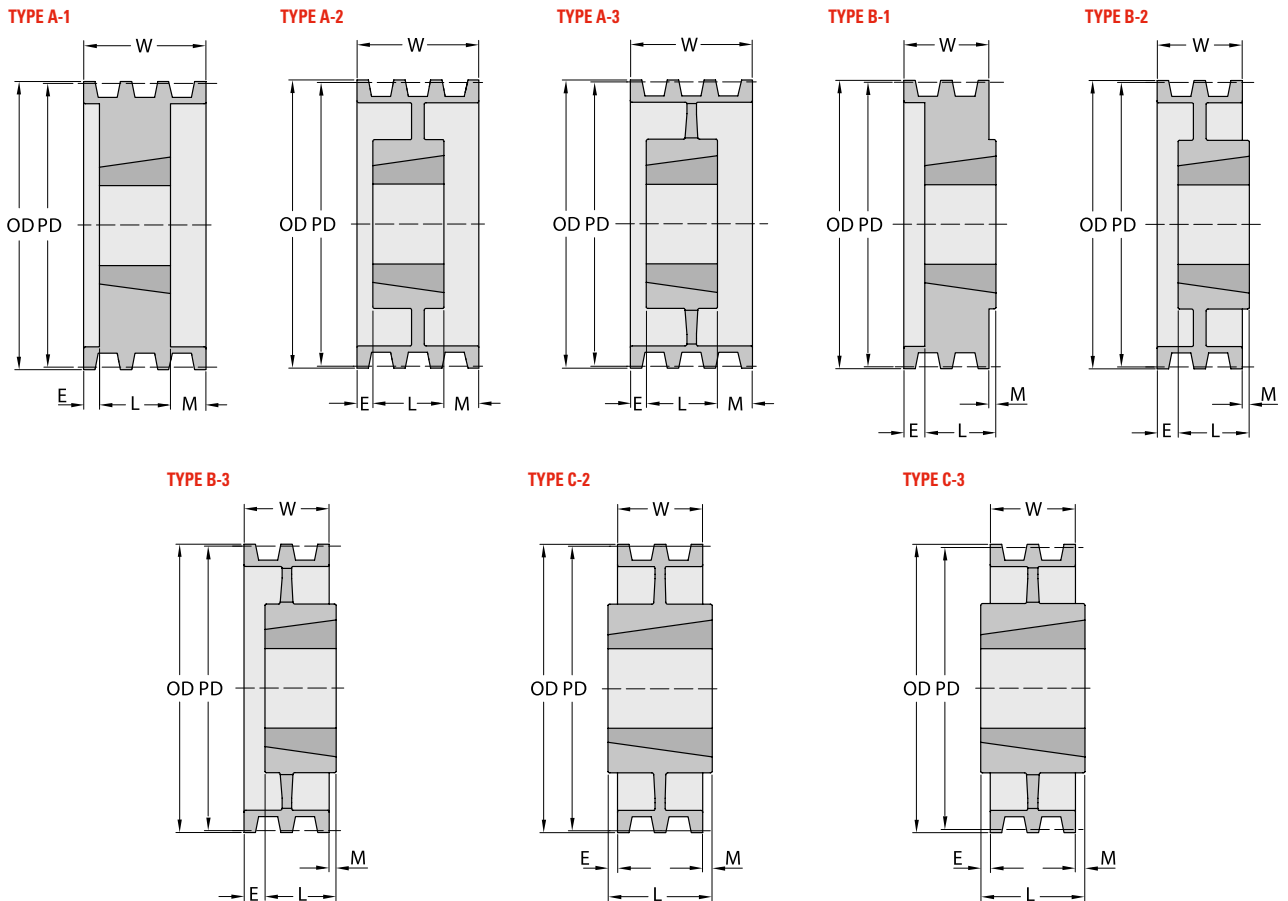


* Weight of Pulley only.



PROFILE	NUMBER OF GROOVES	REFERENCE	PITCH DIA		PULLEY TYPE	BUSH TYPE	OD		BORE		E	L	M	*WEIGHT	
			in	mm			in	mm	Min mm	Max mm					mm
5V	6	TL-SH 6-5V900TB	8,90	226,06	A1	3020	9,00	228,60	31,75	76,20	112,71	19,05	50,80	42,86	13,61
		TL-SH 6-5V925TB	9,15	232,41	A1	3535	9,25	234,95	50,80	100,01	112,71		88,90	23,81	17,69
		TL-SH 6-5V975TB	9,65	245,11	A1	3535	9,75	247,65	50,80	100,01	112,71		88,90	23,81	20,87
		TL-SH 6-5V1030TB	10,20	259,08	A1	3535	10,30	261,62	50,80	100,01	112,71		88,90	23,81	24,49
		TL-SH 6-5V1090TB	10,80	274,32	A1	3535	10,90	276,86	50,80	100,01	112,71		88,90	23,81	28,12
		TL-SH 6-5V1180TB	11,70	297,18	A2	3535	11,80	299,72	50,80	100,01	112,71		88,90	23,81	24,95
		TL-SH 6-5V1250TB	12,40	314,96	A2	3535	12,50	317,50	50,80	100,01	112,71		88,90	23,81	26,31
		TL-SH 6-5V1320TB	13,10	332,74	A2	3535	13,20	335,28	50,80	100,01	112,71		88,90	23,81	27,22
		TL-SH 6-5V1400TB	13,90	353,06	A2	3535	14,00	355,60	50,80	100,01	112,71		88,90	23,81	26,76
		TL-SH 6-5V1500TB	14,90	378,46	A2	4040	15,00	381,00	44,45	112,71	112,71		101,60	11,11	37,19
		TL-SH 6-5V1600TB	15,90	403,86	A2	4040	16,00	406,40	44,45	112,71	112,71		101,60	11,11	39,46
		TL-SH 6-5V2120TB	21,10	535,94	A3	4040	21,20	538,48	44,45	112,71	112,71		101,60	11,11	46,27
		TL-SH 6-5V2800TB	27,90	708,66	A3	4040	28,00	711,20	44,45	112,71	112,71		101,60	11,11	62,14
		TL-SH 6-5V3750TB	37,40	949,96	C3	4545	37,50	952,50	57,15	125,41	112,71		114,30	1,59	100,24
		TL-SH 6-5V5000TB	49,90	1267,46	C3	4545	50,00	1270,00	57,15	125,41	112,71		114,30	1,59	134,26
		5V	8	TL-SH 8-5V710TB	7,00	177,80	A1	3030	7,10	180,34	31,75	76,20	147,64	25,40	76,20
TL-SH 8-5V750TB	7,40			187,96	A1	3030	7,50	190,50	31,75	76,20	147,64	25,40	76,20	46,04	12,70
TL-SH 8-5V800TB	7,90			200,66	A1	3030	8,00	203,20	31,75	76,20	147,64	25,40	76,20	46,04	14,97
TL-SH 8-5V850TB	8,40			213,36	A1	3030	8,50	215,90	31,75	76,20	147,64	25,40	76,20	46,04	17,24
TL-SH 8-5V900TB	8,90			226,06	A1	3535	9,00	228,60	50,80	100,01	147,64	25,40	88,90	33,34	19,96
TL-SH 8-5V925TB	9,15			232,41	A1	3535	9,25	234,95	50,80	100,01	147,64	25,40	88,90	33,34	20,41
TL-SH 8-5V975TB	9,65			245,11	A1	3535	9,75	247,65	50,80	100,01	147,64	25,40	88,90	33,34	23,13
TL-SH 8-5V1030TB	10,20			259,08	A1	3535	10,30	261,62	50,80	100,01	147,64	25,40	88,90	33,34	27,22
TL-SH 8-5V1090TB	10,80			274,32	A1	3535	10,90	276,86	50,80	100,01	147,64	25,40	88,90	33,34	30,84
TL-SH 8-5V1180TB	11,70			297,18	A2	3535	11,80	299,72	50,80	100,01	147,64	25,40	88,90	33,34	28,58
TL-SH 8-5V1250TB	12,40			314,96	A2	4040	12,50	317,50	44,45	112,71	147,64	6,35	101,60	39,69	37,19

NEXT >



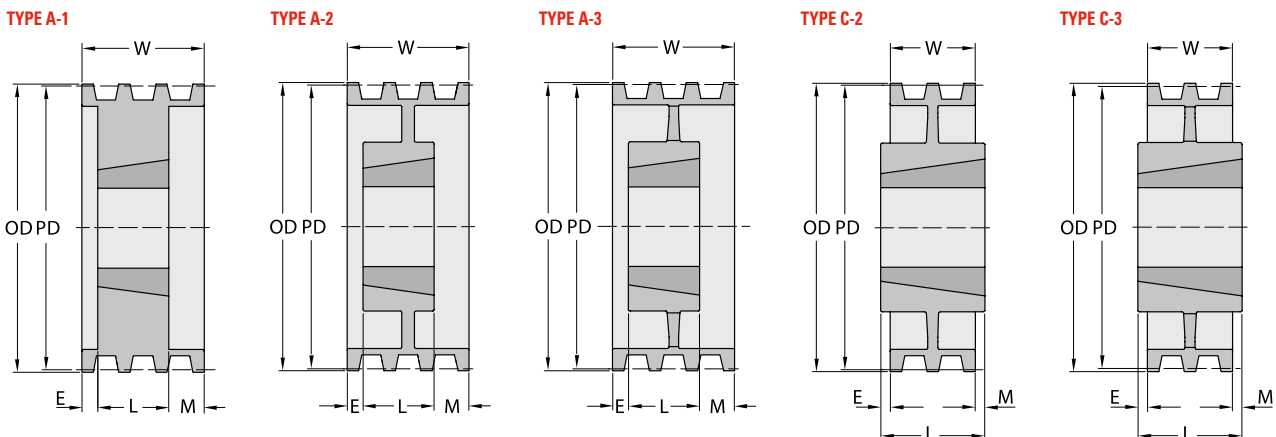
* Weight of Pulley only.

PROFILE	NUMBER OF GROOVES	REFERENCE	PITCH DIA		PULLEY TYPE	BUSH TYPE	OD		BORE		E	L	M	*WEIGHT	
			in	mm			in	mm	Min mm	Max mm					mm
5V	8	TL-SH 8-5V1320TB	13,10	332,74	A2	4040	13,20	335,28	44,45	112,71	147,64	6,35	101,60	39,69	37,19
		TL-SH 8-5V1400TB	13,90	353,06	A2	4040	14,00	355,60	44,45	112,71	147,64	6,35	101,60	39,69	39,46
		TL-SH 8-5V1500TB	14,90	378,46	A2	4040	15,00	381,00	44,45	112,71	147,64	6,35	101,60	39,69	44,00
		TL-SH 8-5V1600TB	15,90	403,86	A2	4040	16,00	406,40	44,45	112,71	147,64	6,35	101,60	39,69	46,27
		TL-SH 8-5V2120TB	21,10	535,94	A3	4040	21,20	538,48	44,45	112,71	147,64	6,35	101,60	39,69	55,34
		TL-SH 8-5V2800TB	27,90	708,66	A3	4545	28,00	711,20	57,15	125,41	147,64	6,35	114,30	26,99	79,83
		TL-SH 8-5V3750TB	37,40	949,96	A3	4545	37,50	952,50	57,15	125,41	147,64	6,35	114,30	26,99	122,92
		TL-SH 8-5V5000TB	49,90	1267,46	A3	4545	50,00	1270,00	57,15	125,41	147,64	6,35	114,30	26,99	161,48
5V	10	TL-SH 10-5V800TB	7,90	200,66	A1	3030	8,00	203,20	31,75	76,20	182,56	25,40	76,20	80,96	16,33
		TL-SH 10-5V850TB	8,40	213,36	A1	3030	8,50	215,90	31,75	76,20	182,56	25,40	76,20	80,96	19,05
		TL-SH 10-5V900TB	8,90	226,06	A1	3535	9,00	228,60	50,80	100,01	182,56	25,40	88,90	68,26	21,32
		TL-SH 10-5V925TB	9,15	232,41	A1	4040	9,25	234,95	44,45	112,71	182,56	25,40	101,60	55,03	20,87
		TL-SH 10-5V975TB	9,65	245,11	A1	4040	9,75	247,65	44,45	112,71	182,56	25,40	101,60	55,03	24,49
		TL-SH 10-5V1030TB	10,20	259,08	A1	4040	10,30	261,62	44,45	112,71	182,56	25,40	101,60	55,03	29,03
		TL-SH 10-5V1090TB	10,80	274,32	A1	4040	10,90	276,86	44,45	112,71	182,56	25,40	101,60	55,03	33,11
		TL-SH 10-5V1130TB	11,20	284,48	A1	4040	11,30	287,02	44,45	112,71	182,56	25,40	101,60	55,03	41,73
		TL-SH 10-5V1180TB	11,70	297,18	A1	4040	11,80	299,72	44,45	112,71	182,56	25,40	101,60	55,03	39,46
		TL-SH 10-5V1250TB	12,40	314,96	A2	4040	12,50	317,50	44,45	112,71	182,56	19,05	101,60	55,03	39,46
		TL-SH 10-5V1320TB	13,10	332,74	A2	4040	13,20	335,28	44,45	112,71	182,56	19,05	101,60	61,91	48,08
		TL-SH 10-5V1400TB	13,90	353,06	A2	4545	14,00	355,60	57,15	112,71	182,56	19,05	114,30	61,91	52,62
		TL-SH 10-5V1500TB	14,90	378,46	A2	4545	15,00	381,00	57,15	125,41	182,56	19,05	114,30	49,21	57,15
		TL-SH 10-5V1600TB	15,90	403,86	A2	4545	16,00	406,40	57,15	125,41	182,56	19,05	114,30	49,21	59,42
		TL-SH 10-5V1870TB	18,60	472,44	A2	4545	18,70	474,98	57,15	125,41	182,56	19,05	114,30	49,21	61,69
		TL-SH 10-5V2120TB	21,10	535,94	A3	4545	21,20	538,48	57,15	125,41	182,56	19,05	114,30	49,21	63,05
		TL-SH 10-5V2800TB	27,90	708,66	A3	4545	28,00	711,20	57,15	125,41	182,56	19,05	114,30	49,21	86,64
		TL-SH 10-5V3750TB	37,40	949,96	A3	4545	37,50	952,50	57,15	125,41	182,56	19,05	114,30	49,21	143,34
		TL-SH 10-5V5000TB	49,90	1267,46	A3	5050	50,00	1270,00	69,85	127,00	182,56	19,05	127,00	36,51	194,14

NARROW WEDGE SERIES. PROFILE 8V. TAPER BUSH

PROFILE	NUMBER OF GROOVES	REFERENCE	PITCH DIA		PULLEY TYPE	BUSH TYPE	OD		BORE		W	E	L	M	*WEIGHT
			in	mm			in	mm	Min mm	Max mm					
8V	4	TL-SH 4-8V1250TB	12,30	312,42	A1	4040	12,50	317,50	44,45	112,71	123,83		101,60	22,23	41,73
		TL-SH 4-8V1320TB	13,00	330,20	A1	4040	13,20	335,28	44,45	112,71	123,83		101,60	22,23	48,53
		TL-SH 4-8V1400TB	13,80	350,52	A1	4040	14,00	355,60	44,45	125,41	123,83		114,30	9,53	57,15
		TL-SH 4-8V1500TB	14,80	375,92	A1	4040	15,00	381,00	44,45	125,41	123,83		114,30	9,53	52,62
		TL-SH 4-8V1600TB	15,80	401,32	A2	4040	16,00	406,40	44,45	125,41	123,83		114,30	9,53	57,15

NEXT >



* Weight of Pulley only.



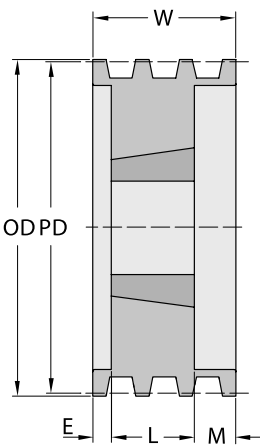
PROFILE	NUMBER OF GROOVES	REFERENCE	PITCH DIA		PULLEY TYPE	BUSH TYPE	OD		BORE		E	L	M	*WEIGHT	
			in	mm			in	mm	Min mm	Max mm					mm
8V	4	TL-SH 4-8V1700TB	16,80	426,72	A2	4040	17,00	431,80	44,45	125,41	123,83	114,30	9,53	61,69	
		TL-SH 4-8V1800TB	17,80	452,12	A2	4040	18,00	457,20	44,45	125,41	123,83	114,30	9,53	66,22	
		TL-SH 4-8V1900TB	18,80	477,52	A2	4040	19,00	482,60	44,45	125,41	123,83	114,30	9,53	73,03	
		TL-SH 4-8V2000TB	19,80	502,92	A2	4545	20,00	508,00	57,15	125,41	123,83	114,30	9,53	77,56	
		TL-SH 4-8V2120TB	21,00	533,40	A3	4545	21,20	538,48	57,15	125,41	123,83	114,30	9,53	66,22	
		TL-SH 4-8V2240TB	22,20	563,88	A3	4545	22,40	568,96	57,15	125,41	123,83	114,30	9,53	73,03	
		TL-SH 4-8V3000TB	29,80	756,92	A3	4545	30,00	762,00	57,15	125,41	123,83	114,30	9,53	113,85	
		TL-SH 4-8V3550TB	35,30	896,62	A3	4545	35,50	901,70	57,15	125,41	123,83	114,30	9,53	129,27	
		TL-SH 4-8V4000TB	39,80	1010,92	C3	5050	40,00	1016,00	69,85	127,00	123,83	127,00	3,18	143,34	
		TL-SH 4-8V4450TB	44,30	1125,22	C3	5050	44,50	1130,30	69,85	127,00	123,83	127,00	3,18	185,07	
		TL-SH 4-8V5300TB	52,80	1341,12	C3	5050	53,00	1346,20	69,85	127,00	123,83	127,00	3,18	215,91	
		8V	5	TL-SH 5-8V1250TB	12,30	312,42	A1	4040	12,50	317,50	44,45	125,41	152,40	114,30	38,10
TL-SH 5-8V1320TB	13,00			330,20	A1	4040	13,20	335,28	44,45	125,41	152,40	114,30	38,10	52,62	
TL-SH 5-8V1400TB	13,80			350,52	A1	4040	14,00	355,60	44,45	125,41	152,40	114,30	38,10	61,69	
TL-SH 5-8V1500TB	14,80			375,92	A1	4040	15,00	381,00	44,45	125,41	152,40	114,30	38,10	59,42	
TL-SH 5-8V1600TB	15,80			401,32	A1	4040	16,00	406,40	44,45	125,41	152,40	114,30	38,10	63,96	
TL-SH 5-8V1700TB	16,80			426,72	A2	4040	17,00	431,80	44,45	125,41	152,40	114,30	38,10	66,22	
TL-SH 5-8V1800TB	17,80			452,12	A2	4040	18,00	457,20	44,45	125,41	152,40	114,30	38,10	70,76	
TL-SH 5-8V1900TB	18,80			477,52	A2	4040	19,00	482,60	44,45	125,41	152,40	114,30	38,10	79,83	
TL-SH 5-8V2000TB	19,80			502,92	A2	4545	20,00	508,00	57,15	125,41	152,40	114,30	38,10	84,37	
TL-SH 5-8V2120TB	21,00			533,40	A3	4545	21,20	538,48	57,15	125,41	152,40	114,30	38,10	73,03	
TL-SH 5-8V2240TB	22,20			563,88	A3	4545	22,40	568,96	57,15	125,41	152,40	114,30	38,10	79,83	
TL-SH 5-8V2480TB	24,60			624,84	A3	4545	24,80	629,92	57,15	125,41	152,40	114,30	38,10	106,59	
TL-SH 5-8V3000TB	29,80			756,92	A3	4545	30,00	762,00	57,15	125,41	152,40	114,30	38,10	122,92	
TL-SH 5-8V3550TB	35,30			896,62	A3	4545	35,50	901,70	57,15	125,41	152,40	114,30	38,10	147,42	
TL-SH 5-8V4000TB	39,80			1010,92	A3	5050	40,00	1016,00	69,85	127,00	152,40	127,00	25,40	158,76	
TL-SH 5-8V4450TB	44,30			1125,22	A3	5050	44,55	1130,30	69,85	127,00	152,40	127,00	25,40	186,43	
TL-SH 5-8V5300TB	52,80			1341,12	A3	5050	53,00	1346,20	69,85	127,00	152,40	127,00	25,40	256,28	
8V	6			TL-SH 6-8V1250TB	12,30	312,42	A1	4545	12,50	317,50	57,15	125,41	155,58	12,70	114,30
		TL-SH 6-8V1320TB	13,00	330,20	A1	4545	13,20	335,28	57,15	125,41	155,58	12,70	114,30	53,98	56,70
		TL-SH 6-8V1400TB	13,80	350,52	A1	4545	14,00	355,60	57,15	125,41	155,58	12,70	114,30	53,98	65,77
		TL-SH 6-8V1500TB	14,80	375,92	A1	4545	15,00	381,00	57,15	125,41	155,58	12,70	114,30	53,98	77,11
		TL-SH 6-8V1600TB	15,80	401,32	A2	4545	16,00	406,40	57,15	125,41	155,58	12,70	114,30	53,98	65,77
		TL-SH 6-8V1700TB	16,80	426,72	A2	4545	17,00	431,80	57,15	125,41	155,58	12,70	114,30	53,98	68,04
		TL-SH 6-8V1800TB	17,80	452,12	A2	4545	18,00	457,20	57,15	125,41	155,58	12,70	114,30	53,98	72,57
		TL-SH 6-8V1900TB	18,80	477,52	A2	4545	19,00	482,60	57,15	125,41	155,58	12,70	114,30	53,98	83,91
		TL-SH 6-8V2000TB	19,80	502,92	A2	4545	20,00	508,00	57,15	125,41	155,58	12,70	114,30	53,98	90,72
		TL-SH 6-8V2120TB	21,00	533,40	A3	4545	21,20	538,48	57,15	125,41	155,58	12,70	114,30	53,98	77,11
		TL-SH 6-8V2240TB	22,20	563,88	A3	4545	22,40	568,96	57,15	125,41	155,58	12,70	114,30	53,98	81,65
		TL-SH 6-8V2480TB	24,60	624,84	A3	4545	24,80	629,92	57,15	125,41	155,58	12,70	114,30	53,98	107,95
		TL-SH 6-8V3000TB	29,80	756,92	A3	5050	30,00	762,00	69,85	127,00	155,58	12,70	127,00	41,28	129,27
		TL-SH 6-8V3550TB	35,30	896,62	A3	5050	35,50	901,70	69,85	127,00	155,58	12,70	127,00	41,28	152,41
		TL-SH 6-8V4000TB	39,80	1010,92	A3	5050	40,00	1016,00	69,85	127,00	155,58	12,70	127,00	41,28	170,10
		TL-SH 6-8V4450TB	44,30	1125,22	A3	5050	44,55	1130,30	69,85	127,00	155,58	12,70	127,00	41,28	197,77
		TL-SH 6-8V5300TB	52,80	1341,12	A3	5050	53,00	1346,20	69,85	127,00	155,58	12,70	127,00	41,28	269,89
		8V	8	TL-SH 8-8V1250TB	12,30	312,42	A1	4545	12,50	317,50	57,15	125,41	238,13	38,10	114,30
TL-SH 8-8V1320TB	13,00			330,20	A1	4545	13,20	335,28	57,15	125,41	238,13	38,10	114,30	85,73	61,23
TL-SH 8-8V1400TB	13,80			350,52	A1	4545	14,00	355,60	57,15	125,41	238,13	38,10	114,30	85,73	70,31
TL-SH 8-8V1500TB	14,80			375,92	A1	4545	15,00	381,00	57,15	125,41	238,13	38,10	114,30	85,73	81,65
TL-SH 8-8V1600TB	15,80			401,32	A1	4545	16,00	406,40	57,15	125,41	238,13	38,10	114,30	85,73	72,57
TL-SH 8-8V1700TB	16,80			426,72	A2	5050	17,00	431,80	69,85	127,00	238,13	38,10	127,00	85,73	79,83
TL-SH 8-8V1800TB	17,80			452,12	A2	5050	18,00	457,20	69,85	127,00	238,13	25,40	127,00	85,73	86,18
TL-SH 8-8V1900TB	18,80			477,52	A2	5050	19,00	482,60	69,85	127,00	238,13	25,40	127,00	85,73	95,25
TL-SH 8-8V2000TB	19,80			502,92	A2	5050	20,00	508,00	69,85	127,00	238,13	25,40	127,00	85,73	102,06
TL-SH 8-8V2120TB	21,00			533,40	A2	5050	21,20	538,48	69,85	127,00	238,13	25,40	127,00	85,73	111,13

* Weight of Pulley only.

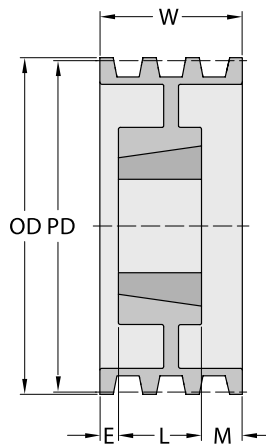


PROFILE	NUMBER OF GROOVES	REFERENCE	PITCH DIA		PULLEY TYPE	BUSH TYPE	OD		BORE		E	L	M	*WEIGHT	
			in	mm			in	mm	Min mm	Max mm					mm
		TL-SH 8-8V2240TB	22,20	563,88	A3	5050	22,40	568,96	69,85	127,00	238,13	25,40	127,00	85,73	136,08
		TL-SH 5-8V2480TB	24,60	624,84	A3	5050	24,80	629,92	69,85	127,00	238,13	25,40	127,00	85,73	140,16
		TL-SH 8-8V3000TB	29,80	756,92	A3	5050	30,00	762,00	69,85	127,00	238,13	25,40	127,00	85,73	142,88
		TL-SH 8-8V3550TB	35,30	896,62	A3	5050	35,50	901,70	69,85	127,00	238,13	25,40	127,00	85,73	188,24
		TL-SH 8-8V4000TB	39,80	1010,92	A3	5050	40,00	1016,00	69,85	127,00	238,13	25,40	127,00	85,73	213,19
		TL-SH 8-8V4445TB	44,30	1125,22	A3	5050	44,50	1130,30	69,85	127,00	238,13	25,40	127,00	85,73	265,35
		TL-SH 8-8V5300TB	52,80	1341,12	A3	6050	53,00	1346,20	69,85	127,00	238,13	25,40	127,00	85,73	317,51
8V	10	TL-SH 10-8V1320TB	13,00	330,20	A1	4545	13,20	335,28	57,15	125,41	295,28	25,40	114,30	155,58	68,04
		TL-SH 10-8V1400TB	13,80	350,52	A1	4545	14,00	355,60	57,15	125,41	295,28	25,40	114,30	155,58	79,38
		TL-SH 10-8V1500TB	14,80	375,92	A1	5050	15,00	381,00	69,85	127,00	295,28	25,40	127,00	142,88	79,38
		TL-SH 10-8V1600TB	15,80	401,32	A1	5050	16,00	406,40	69,85	127,00	295,28	25,40	127,00	142,88	99,79
		TL-SH 10-8V1700TB	16,80	426,72	A2	5050	17,00	431,80	69,85	127,00	295,28	57,15	127,00	111,13	83,91
		TL-SH 10-8V1800TB	17,80	452,12	A2	5050	18,00	457,20	69,85	127,00	295,28	57,15	127,00	111,13	99,79
		TL-SH 10-8V1900TB	18,80	477,52	A2	5050	19,00	482,60	69,85	127,00	295,28	57,15	127,00	111,13	108,86
		TL-SH 10-8V2000TB	19,80	502,92	A2	5050	20,00	508,00	69,85	127,00	295,28	57,15	127,00	111,13	117,93
		TL-SH 10-8V2120TB	21,00	533,40	A2	5050	21,20	538,48	69,85	127,00	295,28	57,15	127,00	111,13	127,01
		TL-SH 10-8V2240TB	22,20	563,88	A3	5050	22,40	568,96	69,85	127,00	295,28	57,15	127,00	111,13	151,95
		TL-SH 10-8V2480TB	24,60	624,84	A3	5050	24,80	629,92	69,85	127,00	295,28	57,15	127,00	111,13	162,39
		TL-SH 10-8V3000TB	29,80	756,92	A3	5050	30,00	762,00	69,85	127,00	295,28	57,15	127,00	111,13	167,83
		TL-SH 10-8V3550TB	35,30	896,62	A3	5050	35,50	901,70	69,85	127,00	295,28	57,15	127,00	111,13	217,72
		TL-SH 10-8V4000TB	39,80	1010,92	A3	5050	40,00	1016,00	69,85	127,00	295,28	57,15	127,00	111,13	249,48
		TL-SH 10-8V4450TB	44,30	1125,22	A3	6050	44,55	1130,30	69,85	127,00	295,28	57,15	127,00	111,13	306,17
		TL-SH 10-8V5300TB	52,80	1341,12	A3	6050	53,00	1346,20	69,85	127,00	295,28	57,15	127,00	111,13	394,63

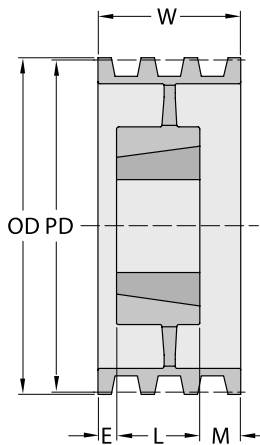
TYPE A-1



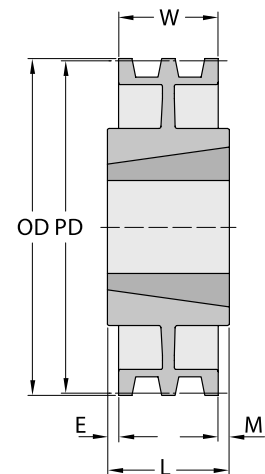
TYPE A-2



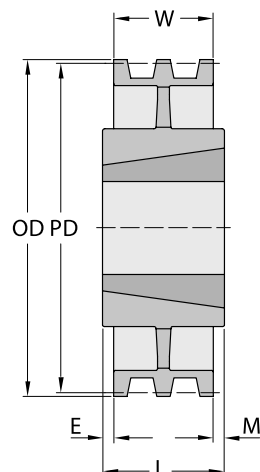
TYPE A-3



TYPE C-2



TYPE C-3



* Weight of Pulley only.

NARROW WEDGE SERIES. PROFILE 3V. QD BUSH

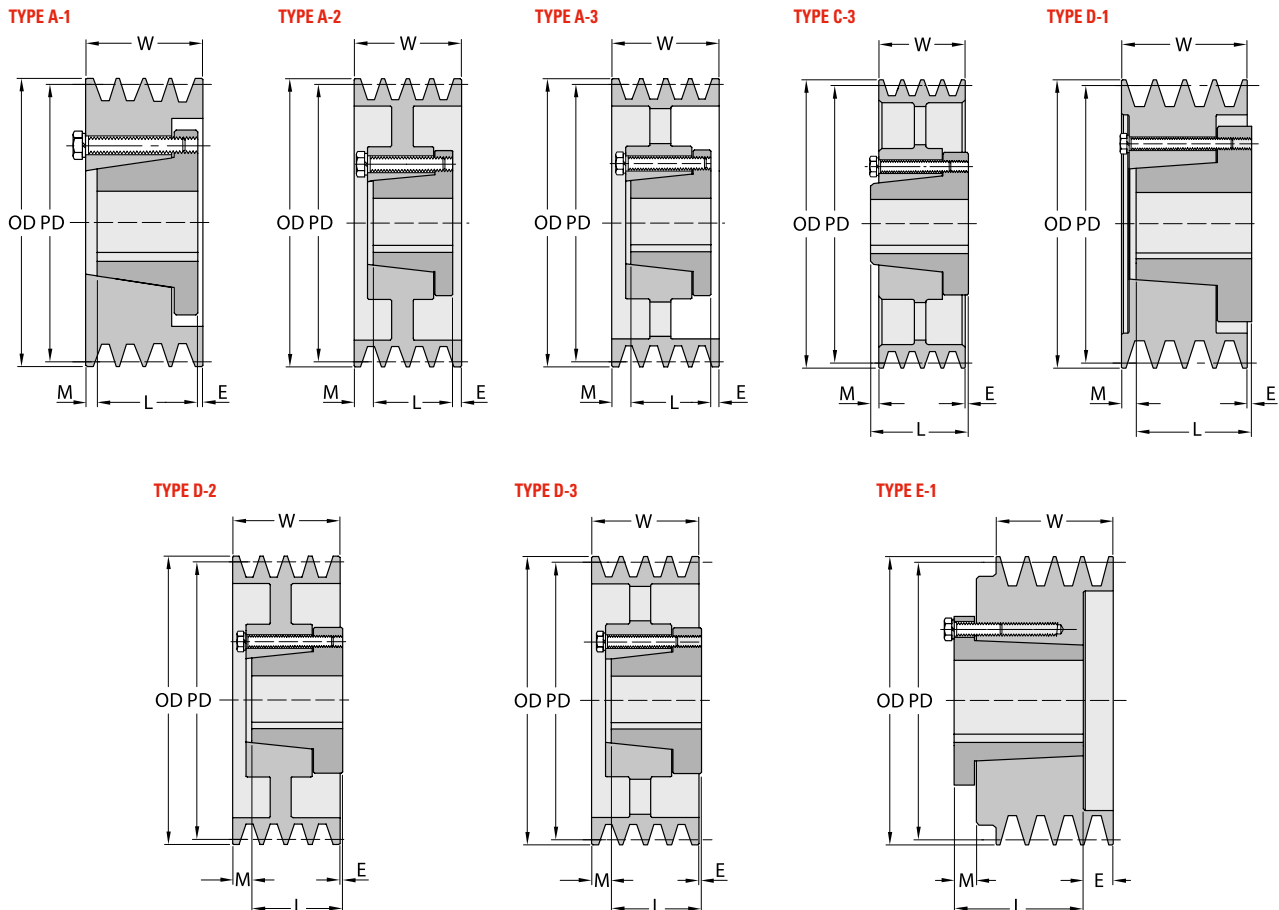
PROFILE	NUMBER OF GROOVES	REFERENCE	PITCH DIA		PULLEY TYPE	BUSH TYPE	OD		BORE		W	E	L	M	*WEIGHT
			in	mm			in	mm	Min mm	Max mm					
3V	1	TL-SH 1-3V220JA	2,15	54,61	E1	JA	2,20	55,88	12,70	31,75	17,46	15,88	25,40	24,00	0,20
		TL-SH 1-3V235JA	2,30	58,42	E1	JA	2,35	59,69	12,70	31,75	17,46	15,08	25,40	23,00	0,20
		TL-SH 1-3V250JA	2,45	62,33	E1	JA	2,50	63,50	12,70	31,75	17,46	15,08	25,40	23,00	0,20
		TL-SH 1-3V265JA	2,60	66,04	D1	JA	2,65	67,31	12,70	31,75	17,46	9,53	25,40	2,00	0,30
		TL-SH 1-3V280JA	2,75	69,85	D1	JA	2,80	71,12	12,70	31,75	17,46	9,53	25,40	2,00	0,30
		TL-SH 1-3V300JA	2,95	74,93	D1	JA	3,00	76,20	12,70	31,75	17,46	9,53	25,40	2,00	0,40
		TL-SH 1-3V315JA	3,10	78,74	D1	JA	3,15	80,01	12,70	31,75	17,46	9,53	25,40	2,00	0,40
		TL-SH 1-3V335JA	3,30	83,82	D1	JA	3,35	85,09	12,70	31,75	17,46	9,53	25,40	2,00	0,50
		TL-SH 1-3V365SH	3,60	91,44	D1	SH	3,65	92,71	12,70	41,28	17,46	16,67	33,34	1,00	0,60
		TL-SH 1-3V412SH	4,07	103,38	D1	SH	4,12	104,65	12,70	41,28	17,46	16,67	33,34	1,00	0,80
		TL-SH 1-3V450SH	4,45	113,03	D1	SH	4,50	114,30	12,70	41,28	17,46	16,67	33,34	1,00	1,00
		TL-SH 1-3V475SH	4,70	119,38	D1	SH	4,75	120,65	12,70	41,28	17,46	16,67	33,34	1,00	1,10
		TL-SH 1-3V500SH	4,95	125,73	D1	SH	5,00	127,00	12,70	41,28	17,46	16,67	33,34	1,00	1,20
		TL-SH 1-3V530SH	5,25	133,35	D1	SH	5,30	134,62	12,70	41,28	17,46	16,67	33,34	1,00	1,30
		TL-SH 1-3V560SH	5,55	140,97	D2	SH	5,60	142,24	12,70	41,28	17,46	16,67	33,34	1,00	1,40
		TL-SH 1-3V600SH	5,95	151,13	D2	SH	6,00	152,40	12,70	41,28	17,46	16,67	33,34	1,00	1,50
		TL-SH 1-3V650SH	6,45	163,83	D2	SH	6,50	165,10	12,70	41,28	17,46	16,67	33,34	1,00	1,90
		TL-SH 1-3V690SH	6,85	173,99	D3	SH	6,90	175,26	12,70	41,28	17,46	16,67	33,34	1,00	2,00
		TL-SH 1-3V800SDS	7,95	201,93	D3	SDS	8,00	203,20	12,70	50,80	17,46	16,67	33,34	1,00	2,60
		TL-SH 1-3V1060SDS	10,55	267,97	D3	SDS	10,60	269,24	12,70	50,80	17,46	16,67	33,34	1,00	3,60
		TL-SH 1-3V1400SK	13,95	354,33	C3	SK	14,00	355,60	12,70	66,68	17,46	19,84	33,34	12,00	6,70
		TL-SH 1-3V1900SK	18,95	481,33	C3	SK	19,00	482,60	12,70	66,68	17,46	19,84	33,34	12,00	10,90
		3V	2	TL-SH 2-3V220JA	2,15	54,61	E1	JA	2,20	55,88	12,70	31,75	27,78	8,73	25,40
TL-SH 2-3V235JA	2,30			58,42	E1	JA	2,35	59,69	12,70	31,75	27,78	25,40	25,40	23,00	0,30
TL-SH 2-3V250JA	2,45			62,33	E1	JA	2,50	63,50	12,70	31,75	27,78	25,40	25,40	23,00	0,30
TL-SH 2-3V265JA	2,60			66,04	D1	JA	2,65	67,31	12,70	31,75	27,78	9,53	25,40	12,00	0,40
TL-SH 2-3V280JA	2,75			69,85	D1	JA	2,80	71,12	12,70	31,75	27,78	9,53	25,40	12,00	0,40
TL-SH 2-3V300JA	2,95			74,93	D1	JA	3,00	76,20	12,70	31,75	27,78	9,53	25,40	12,00	0,50
TL-SH 2-3V315JA	3,10			78,74	D1	JA	3,15	80,01	12,70	31,75	27,78	9,53	25,40	12,00	0,50
TL-SH 2-3V335SH	3,30			83,82	D1	SH	3,35	85,09	12,70	41,28	27,78	13,49	33,34	8,00	0,60
TL-SH 2-3V365SH	3,60			91,44	D1	SH	3,65	92,71	12,70	41,28	27,78	13,49	33,34	8,00	0,70
TL-SH 2-3V412SH	4,07			103,38	D1	SH	4,12	104,65	12,70	41,28	27,78	8,73	33,34	3,00	1,00
TL-SH 2-3V450SH	4,45			113,03	D1	SH	4,50	114,30	12,70	41,28	27,78	8,73	33,34	3,00	1,20
TL-SH 2-3V475SH	4,70			119,38	D1	SH	4,75	120,65	12,70	41,28	27,78	8,73	33,34	3,00	1,40
TL-SH 2-3V500SH	4,95			125,73	D1	SH	5,00	127,00	12,70	41,28	27,78	8,73	33,34	3,00	1,50
TL-SH 2-3V530SH	5,25			133,35	D1	SH	5,30	134,62	12,70	41,28	27,78	8,73	33,34	3,00	1,80
TL-SH 2-3V560SH	5,55			140,97	D2	SH	5,60	142,24	12,70	41,28	27,78	8,73	33,34	3,00	1,80
TL-SH 2-3V600SH	5,95			151,13	D2	SH	6,00	152,40	12,70	41,28	27,78	8,73	33,34	3,00	2,00
TL-SH 2-3V650SDS	6,45			163,83	D2	SDS	6,50	165,10	12,70	50,80	27,78	8,73	33,34	3,00	2,70
TL-SH 2-3V690SDS	6,85			173,99	D2	SDS	6,90	175,26	12,70	50,80	27,78	8,73	33,34	3,00	3,40
TL-SH 2-3V800SDS	7,95			201,93	D3	SDS	8,00	203,20	12,70	50,80	27,78	8,73	33,34	3,00	3,90
TL-SH 2-3V1060SK	10,55			267,97	C3	SK	10,60	269,24	12,70	66,68	27,78	13,49	33,34	8,00	5,70
TL-SH 2-3V1400SK	13,95			354,33	C3	SK	14,00	355,60	12,70	66,68	27,78	13,49	33,34	8,00	8,90
TL-SH 2-3V1900SK	18,95			481,33	C3	SK	19,00	482,60	12,70	66,68	27,78	13,49	33,34	8,00	12,30
TL-SH 2-3V2500SF	24,95			633,73	C3	SF	25,00	635,00	12,70	74,61	27,78	15,08	52,39	10,00	17,20
3V	3	TL-SH 3-3V250JA	2,45	62,33	E1	JA	2,50	63,50	12,70	31,75	38,1	35,72	25,40	23,00	0,40
		TL-SH 3-3V265JA	2,60	66,04	D1	JA	2,65	67,31	12,70	31,75	38,10	9,53	25,40	22,00	0,50
		TL-SH 3-3V280JA	2,75	69,85	D1	JA	2,80	71,12	12,70	31,75	38,10	9,53	25,40	22,00	0,60
		TL-SH 3-3V300SH	2,95	74,93	E1	SH	3,00	76,20	12,70	41,28	38,10	29,37	33,34	25,00	0,80
		TL-SH 3-3V315SH	3,10	78,74	E1	SH	3,15	80,01	12,70	41,28	38,10	29,37	33,34	25,00	0,80
		TL-SH 3-3V335SH	3,30	83,82	D1	SH	3,35	85,09	12,70	41,28	38,10	13,49	33,34	18,00	0,90
		TL-SH 3-3V365SH	3,60	91,44	D1	SH	3,65	92,71	12,70	41,28	38,10	13,49	33,34	18,00	1,00
		TL-SH 3-3V412SH	4,07	103,38	A1	SH	4,12	104,65	12,70	41,28	38,10	0,79	33,34	4,00	1,30

* Weight of Pulley only.

NEXT >

PROFILE	NUMBER OF GROOVES	REFERENCE	PITCH DIA		PULLEY TYPE	BUSH TYPE	OD		BORE		E	L	M	*WEIGHT	
			in	mm			in	mm	Min mm	Max mm					mm
		TL-SH 3-3V450SDS	4,45	113,03	A1	SDS	4,50	114,30	12,70	50,80	38,10	0,79	33,34	4,00	1,60
		TL-SH 3-3V475SDS	4,70	119,38	A1	SDS	4,75	120,65	12,70	50,80	38,10	0,79	33,34	4,00	1,80
		TL-SH 3-3V500SDS	4,95	125,73	A1	SDS	5,00	127,00	12,70	50,80	38,10	0,79	33,34	4,00	2,00
		TL-SH 3-3V530SDS	5,25	133,35	A1	SDS	5,30	134,62	12,70	50,80	38,10	0,79	33,34	4,00	2,40
		TL-SH 3-3V560SDS	5,55	140,97	A1	SDS	5,60	142,24	12,70	50,80	38,10	0,79	33,34	4,00	2,70
		TL-SH 3-3V600SDS	5,95	151,13	A2	SDS	6,00	152,40	12,70	66,88	38,10	0,79	33,34	4,00	3,20
		TL-SH 3-3V650SDS	6,45	163,83	A2	SDS	6,50	165,10	12,70	66,88	38,10	0,79	33,34	4,00	3,70
		TL-SH 3-3V690SDS	6,85	173,99	A2	SDS	6,90	175,26	12,70	66,88	38,10	0,79	33,34	4,00	4,00
		TL-SH 3-3V800SK	7,95	201,93	D2	SK	8,00	203,20	12,70	66,68	38,10	13,49	33,34	2,00	5,10
		TL-SH 3-3V1060SK	10,55	267,97	D3	SK	10,60	269,24	12,70	66,68	38,10	13,49	33,34	2,00	6,40
		TL-SH 3-3V1400SK	13,95	354,33	D3	SK	14,00	355,60	12,70	66,68	38,10	13,49	33,34	2,00	9,80
		TL-SH 3-3V1600SK	15,95	405,13	D3	SK	16,00	406,40	12,70	66,68	38,10	13,49	33,34	2,00	11,40
		TL-SH 3-3V1900SF	18,95	481,33	D3	SF	19,00	482,60	12,70	74,61	38,10	15,08	52,39	1,00	14,60
		TL-SH 3-3V2500SF	24,95	633,73	D3	SF	25,00	635,00	12,70	74,61	38,10	15,08	52,39	1,00	22,70
		TL-SH 3-3V3350SF	33,45	849,63	D3	SF	33,50	850,90	22,23	88,90	38,10	15,08	52,39	1,00	35,40
3V	4	TL-SH 4-3V265JA	2,60	66,04	D1	JA	2,65	67,31	12,70	31,75	48,42	9,53	25,40	15,00	0,60
		TL-SH 4-3V280JA	2,75	69,85	D1	JA	2,80	71,12	12,70	31,75	48,42	9,53	25,40	15,00	0,80
		TL-SH 4-3V300SH	2,95	74,93	E1	SH	3,00	76,20	12,70	41,28	48,42	12,70	33,34	23,00	0,90
		TL-SH 4-3V315SH	3,10	78,74	E1	SH	3,15	80,01	12,70	41,28	48,42	12,70	33,34	23,00	1,00
		TL-SH 4-3V335SH	3,30	83,82	D1	SH	3,35	85,09	12,70	41,28	48,42	13,49	33,34	29,00	1,00
		TL-SH 4-3V365SH	3,60	91,44	D1	SH	3,65	92,71	12,70	41,28	48,42	13,49	33,34	29,00	1,30
		TL-SH 4-3V412SH	4,07	103,38	A1	SH	4,12	104,65	12,70	41,28	48,42	3,97	33,34	11,00	1,50
		TL-SH 4-3V450SDS	4,45	113,03	A1	SDS	4,50	114,30	12,70	50,80	48,42	3,97	33,34	11,00	1,80
		TL-SH 4-3V475SDS	4,70	119,38	A1	SDS	4,75	120,65	12,70	50,80	48,42	3,97	33,34	11,00	2,10
		TL-SH 4-3V500SDS	4,95	125,73	A1	SDS	5,00	127,00	12,70	50,80	48,42	3,97	33,34	11,00	2,40
		TL-SH 4-3V530SDS	5,25	133,35	A1	SDS	5,30	134,62	12,70	50,80	48,42	3,97	33,34	11,00	2,60

NEXT >



* Weight of Pulley only.

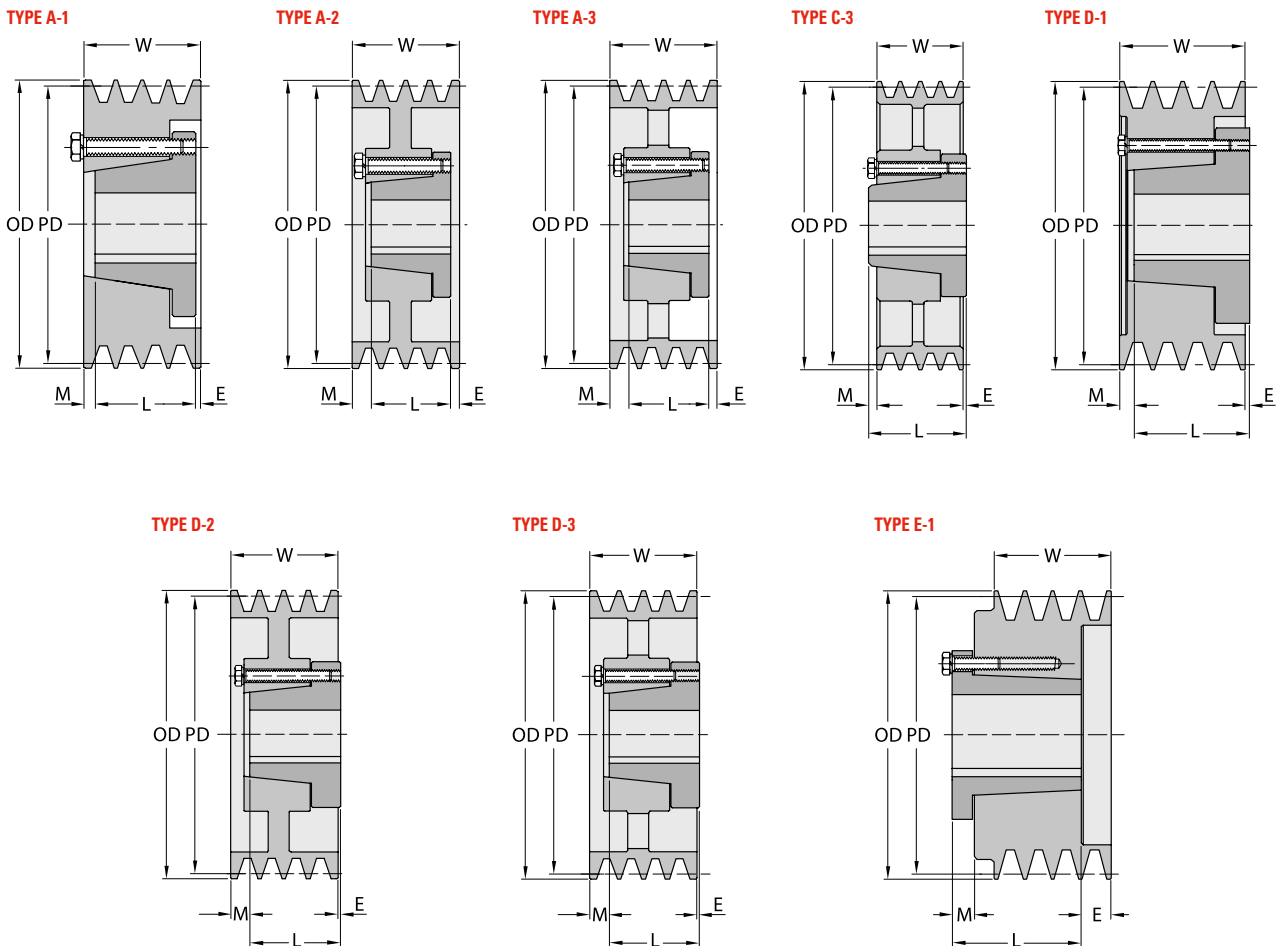


PROFILE	NUMBER OF GROOVES	REFERENCE	PITCH DIA		PULLEY TYPE	BUSH TYPE	OD		BORE		E	L	M	*WEIGHT	
			in	mm			in	mm	Min mm	Max mm					mm
3V	4	TL-SH 4-3V560SDS	5,55	140,97	A1	SDS	5,60	142,24	12,70	50,80	48,42	3,97	33,34	11,00	3,10
		TL-SH 4-3V600SK	5,95	151,13	D1	SK	6,00	152,40	12,70	66,68	48,42	3,97	33,34	3,00	3,80
		TL-SH 4-3V650SK	6,45	163,83	D1	SK	6,50	165,10	12,70	66,68	48,42	3,97	33,34	3,00	4,50
		TL-SH 4-3V690SK	6,85	173,99	D1	SK	6,90	175,26	12,70	66,68	48,42	3,97	33,34	3,00	5,40
		TL-SH 4-3V800SK	7,95	201,93	D2	SK	8,00	203,20	12,70	66,68	48,42	3,97	33,34	3,00	5,90
		TL-SH 4-3V1060SK	10,55	267,97	D3	SK	10,60	269,24	12,70	66,68	48,42	3,97	33,34	3,00	7,50
		TL-SH 4-3V1400SK	13,95	354,33	D3	SK	14,00	355,60	12,70	66,68	48,42	3,97	33,34	3,00	10,20
		TL-SH 4-3V1600SK	15,95	405,13	D3	SK	16,00	406,40	12,70	66,68	48,42	3,97	33,34	3,00	12,60
		TL-SH 4-3V1900SF	18,95	481,33	D3	SF	19,00	482,60	12,70	74,61	48,42	5,56	52,39	2,00	15,90
		TL-SH 4-3V2500SF	24,95	633,73	D3	SF	25,00	635,00	12,70	74,61	48,42	5,56	52,39	2,00	25,90
		TL-SH 4-3V3350E	33,45	849,63	C3	E	33,50	850,90	22,23	88,90	48,42	16,67	69,85	5,00	38,10
3V	5	TL-SH 5-3V475SDS	4,70	119,38	A1	SDS	4,75	120,65	12,70	50,80	58,74	3,97	49,21	21,00	2,30
		TL-SH 5-3V500SDS	4,95	125,73	A1	SDS	5,00	127,00	12,70	50,80	58,74	3,97	49,21	21,00	2,60
		TL-SH 5-3V530SK	5,25	133,35	A1	SK	5,30	134,62	12,70	66,68	58,74	3,97	49,21	6,00	3,00
		TL-SH 5-3V560SK	5,55	140,97	A1	SK	5,60	142,24	12,70	66,68	58,74	3,97	49,21	6,00	3,40
		TL-SH 5-3V600SK	5,95	151,13	A1	SK	6,00	152,40	12,70	66,68	58,74	3,97	49,21	6,00	4,00
		TL-SH 5-3V650SK	6,45	163,83	A2	SK	6,50	165,10	12,70	66,68	58,74	3,97	49,21	6,00	4,80
		TL-SH 5-3V690SK	6,85	173,99	A2	SK	6,90	175,26	12,70	66,68	58,74	3,97	49,21	6,00	5,80
		TL-SH 5-3V800SK	7,95	201,93	A2	SK	8,00	203,20	12,70	66,68	58,74	3,97	49,21	6,00	6,30
		TL-SH 5-3V1060SK	10,55	267,97	A3	SK	10,60	269,24	12,70	66,68	58,74	3,97	49,21	6,00	7,70
		TL-SH 5-3V1400SF	13,95	354,33	A3	SF	14,00	355,60	12,70	74,61	58,74	0,79	74,61	6,00	11,80
		TL-SH 5-3V1900SF	18,95	481,33	A3	SF	19,00	482,60	12,70	74,61	58,74	0,79	74,61	6,00	18,60
		TL-SH 5-3V2500E	24,95	633,73	D3	E	25,00	635,00	22,23	88,90	58,74	13,49	69,85	2,00	28,60
		TL-SH 5-3V3350E	33,45	849,63	D3	E	33,50	850,90	22,23	88,90	58,74	13,49	69,85	2,00	43,10
3V	6	TL-SH 6-3V475SK	4,70	119,38	D1	SK	4,75	120,65	12,70	66,68	69,06	16,67	49,21	37,00	2,70
		TL-SH 6-3V500SK	4,95	125,73	D1	SK	5,00	127,00	12,70	66,68	69,06	16,67	49,21	37,00	2,90
		TL-SH 6-3V530SK	5,25	133,35	A1	SK	5,30	134,62	12,70	66,68	69,06	13,49	49,21	6,00	3,10
		TL-SH 6-3V560SK	5,55	140,97	A1	SK	5,60	142,24	12,70	66,68	69,06	13,49	49,21	6,00	3,90
		TL-SH 6-3V600SK	5,95	151,13	A1	SK	6,00	152,40	12,70	66,68	69,06	13,49	49,21	6,00	4,50
		TL-SH 6-3V650SK	6,45	163,83	A1	SK	6,50	165,10	12,70	66,68	69,06	13,49	49,21	6,00	5,20
		TL-SH 6-3V690SK	6,85	173,99	A1	SK	6,90	175,26	12,70	66,68	69,06	13,49	49,21	6,00	6,10
		TL-SH 6-3V800SK	7,95	201,93	A2	SK	8,00	203,20	12,70	74,61	69,06	2,38	49,21	17,00	6,80
		TL-SH 6-3V1060SF	10,55	267,97	A3	SF	10,60	269,24	12,70	74,61	69,06	0,79	74,61	16,00	10,30
		TL-SH 6-3V1400SF	13,95	354,33	A3	SF	14,00	355,60	22,23	88,90	69,06	0,79	74,61	16,00	13,40
		TL-SH 6-3V1900E	18,95	481,33	D3	E	19,00	482,60	22,23	88,90	69,06	3,97	69,85	3,00	20,00
		TL-SH 6-3V2500E	24,95	633,73	D3	E	25,00	635,00	22,23	88,90	69,06	3,97	69,85	3,00	29,50
		TL-SH 6-3V3350E	33,45	849,63	D3	E	33,50	850,90	22,23	88,90	69,06	3,97	69,85	3,00	45,80
3V	8	TL-SH 8-3V475SK	4,70	119,38	D1	SK	4,75	120,65	12,70	66,68	89,69	16,67	49,21	57,00	3,30
		TL-SH 8-3V500SK	4,95	125,73	D1	SK	5,00	127,00	12,70	66,68	89,69	16,67	49,21	57,00	3,50
		TL-SH 8-3V530SK	5,25	133,35	A1	SK	5,30	134,62	12,70	66,68	89,69	13,49	49,21	27,00	4,20
		TL-SH 8-3V560SK	5,55	140,97	A1	SK	5,60	142,24	12,70	66,68	89,69	13,49	49,21	27,00	4,80
		TL-SH 8-3V600SK	5,95	151,13	A1	SK	6,00	152,40	12,70	66,68	89,69	13,49	49,21	27,00	5,70
		TL-SH 8-3V650SK	6,45	163,83	A1	SK	6,50	165,10	12,70	66,68	89,69	13,49	49,21	27,00	7,30
		TL-SH 8-3V690SK	6,85	173,99	A1	SK	6,90	175,26	12,70	66,68	89,69	13,49	49,21	27,00	8,20
		TL-SH 8-3V800SF	7,95	201,93	A1	SF	8,00	203,20	12,70	74,61	89,69	7,14	74,61	21,00	9,50
		TL-SH 8-3V1060SF	10,55	267,97	A2	SF	10,60	269,24	12,70	74,61	89,69	7,14	74,61	21,00	11,60
		TL-SH 8-3V1400E	13,95	354,33	A3	E	14,00	355,60	22,23	88,90	89,69	2,38	69,85	17,00	17,50
		TL-SH 8-3V1900E	18,95	481,33	A3	E	19,00	482,60	22,23	88,90	89,69	2,38	69,85	17,00	24,50
		TL-SH 8-3V2500E	24,95	633,73	A3	E	25,00	635,00	22,23	88,90	89,69	2,38	69,85	17,00	36,30
		TL-SH 8-3V3350F	33,45	849,63	D3	F	33,50	850,90	25,40	101,60	89,69	7,14	95,25	17,00	14,50
3V	10	TL-SH 10-3V475SK	4,70	119,38	D1	SK	4,75	120,65	12,70	66,68	110,33	16,67	49,21	78,00	3,80
		TL-SH 10-3V500SK	4,95	125,73	D1	SK	5,00	127,00	12,70	66,68	110,33	16,67	49,21	78,00	4,30
		TL-SH 10-3V530SK	5,25	133,35	A1	SK	5,30	134,62	12,70	66,68	110,33	16,67	49,21	44,00	4,60
		TL-SH 10-3V560SK	5,55	140,97	A1	SK	5,60	142,24	12,70	66,68	110,33	16,67	49,21	44,00	5,20

* Weight of Pulley only.

NEXT >

PROFILE	NUMBER OF GROOVES	REFERENCE	PITCH DIA		PULLEY TYPE	BUSH TYPE	OD		BORE		E	L	M	*WEIGHT	
			in	mm			in	mm	Min mm	Max mm					mm
		TL-SH 10-3V600SK	5,95	151,13	A1	SK	6,00	152,40	12,70	66,68	110,33	16,67	49,21	44,00	6,60
		TL-SH 10-3V650SK	6,45	163,83	A1	SK	6,50	165,10	12,70	66,68	110,33	16,67	49,21	44,00	7,90
		TL-SH 10-3V690SK	6,85	173,99	A1	SK	6,90	175,26	12,70	66,68	110,33	16,67	49,21	44,00	9,10
		TL-SH 10-3V800SF	7,95	201,93	A1	SF	8,00	203,20	12,70	74,61	110,33	16,67	52,39	41,00	10,90
		TL-SH 10-3V1060E	10,55	267,97	A2	E	10,60	269,24	22,23	88,90	110,33	2,38	52,39	38,00	13,70
		TL-SH 10-3V1400E	13,95	354,33	A3	E	14,00	355,60	22,23	88,90	110,33	2,38	52,39	38,00	19,40
		TL-SH 10-3V1900E	18,95	481,33	A3	E	19,00	482,60	22,23	88,90	110,33	2,38	52,39	38,00	29,00
		TL-SH 10-3V2500F	24,95	633,73	D3	F	25,00	635,00	25,40	101,60	110,33	0,79	95,25	16,00	44,90
		TL-SH 10-3V3350F	33,45	849,63	D3	F	33,50	850,90	25,40	101,60	110,33	0,79	120,65	16,00	71,70



* Weight of Pulley only.

NARROW WEDGE SERIES. PROFILE 5V. QD BUSH

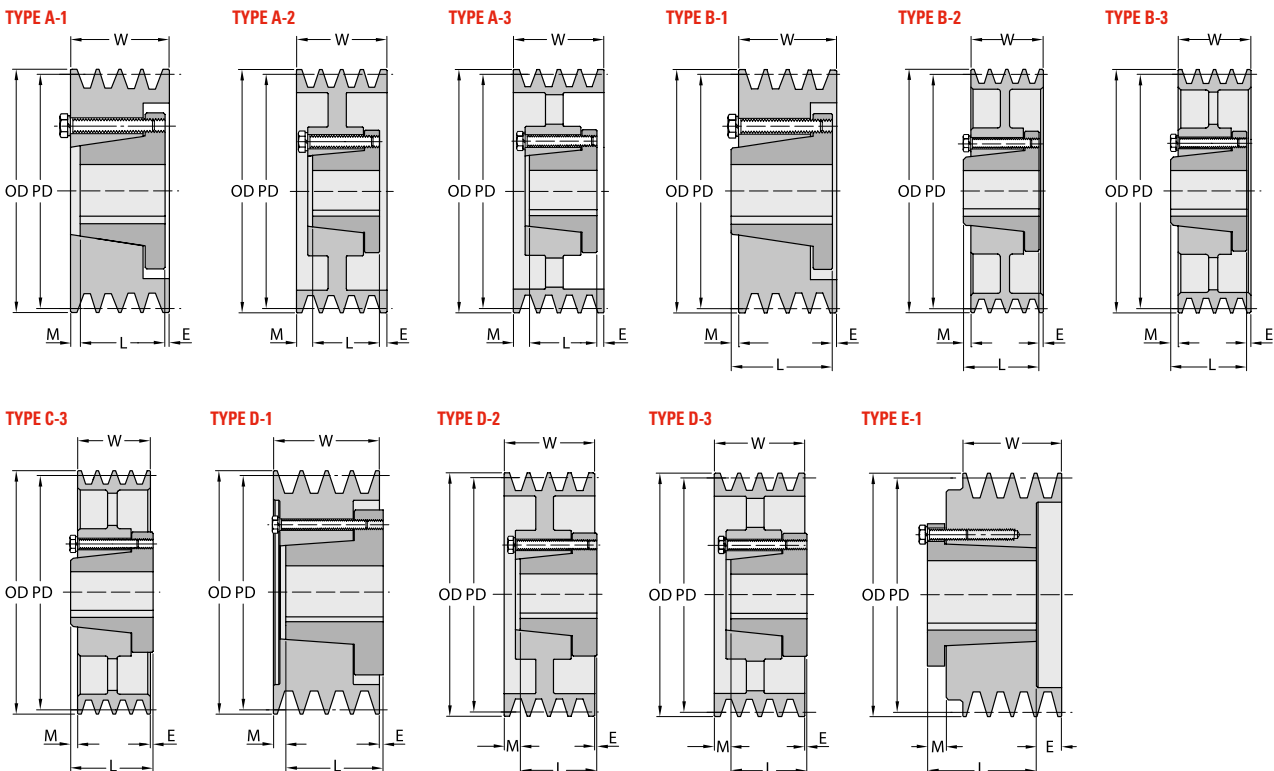
PROFILE	NUMBER OF GROOVES	REFERENCE	PITCH DIA		PULLEY TYPE	BUSH TYPE	OD		BORE		W	E	L	M	*WEIGHT
			in	mm			in	mm	Min mm	Max mm					
5V	2	TL-SH 2-5V440SH	4,30	109,22	D1	SH	4,40	111,76	12,70	41,28	42,86	8,73	33,34	18,00	2,60
		TL-SH 2-5V465SDS	4,55	115,57	E1	SDS	4,65	118,11	12,70	50,80	42,86	21,43	33,34	12,00	3,00
		TL-SH 2-5V490SDS	4,80	121,92	A1	SDS	4,90	124,46	12,70	50,80	42,86	0,79	33,34	9,00	3,10
		TL-SH 2-5V520SDS	5,10	129,54	A1	SDS	5,20	132,08	12,70	50,80	42,86	0,79	33,34	9,00	3,20
		TL-SH 2-5V550SDS	5,40	137,16	A1	SDS	5,50	139,70	12,70	50,80	42,86	0,79	33,34	9,00	3,30
		TL-SH 2-5V590SDS	5,80	147,32	A1	SDS	5,90	149,86	12,70	50,80	42,86	0,79	33,34	9,00	3,50
		TL-SH 2-5V630SK	6,20	157,48	D1	SK	6,30	160,02	12,70	66,68	42,86	8,73	49,21	2,00	4,30
		TL-SH 2-5V670SK	6,60	167,64	D1	SK	6,70	170,18	12,70	66,68	42,86	8,73	49,21	2,00	4,80
		TL-SH 2-5V710SK	7,00	177,80	D1	SK	7,10	180,34	12,70	66,68	42,86	8,73	49,21	2,00	5,20
		TL-SH 2-5V750SK	7,40	187,96	D1	SK	7,50	190,50	12,70	66,68	42,86	8,73	49,21	2,00	5,70
		TL-SH 2-5V800SK	7,90	200,66	D2	SK	8,00	203,20	12,70	66,68	42,86	8,73	49,21	2,00	5,90
		TL-SH 2-5V850SK	8,40	213,36	D2	SK	8,50	215,90	12,70	66,68	42,86	8,73	49,21	2,00	6,40
		TL-SH 2-5V900SK	8,90	226,06	D3	SK	9,00	228,60	12,70	66,68	42,86	8,73	49,21	2,00	6,90
		TL-SH 2-5V925SK	9,15	232,41	D3	SK	9,25	234,95	12,70	66,68	42,86	8,73	49,21	2,00	6,90
		TL-SH 2-5V975SK	9,65	245,11	D3	SK	9,75	247,65	12,70	66,68	42,86	8,73	49,21	2,00	7,00
		TL-SH 2-5V1030SK	10,20	259,08	D3	SK	10,30	261,62	12,70	66,68	42,86	8,73	49,21	2,00	7,00
		TL-SH 2-5V1090SK	10,80	274,32	D3	SK	10,90	276,86	12,70	66,68	42,86	8,73	49,21	2,00	7,50
		TL-SH 2-5V1130SK	11,20	284,48	D3	SK	11,30	287,02	12,70	66,68	42,86	8,73	49,21	2,00	8,10
		TL-SH 2-5V1180SK	11,70	297,18	D3	SK	11,80	299,72	12,70	66,68	42,86	8,73	49,21	2,00	8,60
		TL-SH 2-5V1250SF	12,40	314,96	D3	SF	12,50	317,50	12,70	74,61	42,86	10,32	52,39	1,00	9,50
		TL-SH 2-5V1320SF	13,10	332,74	D3	SF	13,20	335,28	12,70	74,61	42,86	10,32	52,39	1,00	10,30
		TL-SH 2-5V1400SF	13,90	353,06	D3	SF	14,00	355,60	12,70	74,61	42,86	10,32	52,39	1,00	11,50
TL-SH 2-5V1500SF	14,90	378,46	D3	SF	15,00	381,00	12,70	74,61	42,86	10,32	52,39	1,00	12,40		
TL-SH 2-5V1600SF	15,90	403,86	D3	SF	16,00	406,40	12,70	74,61	42,86	10,32	52,39	1,00	13,20		
TL-SH 2-5V1870SF	18,60	472,44	D3	SF	18,70	474,98	12,70	74,61	42,86	10,32	52,39	1,00	16,30		
TL-SH 2-5V2120SF	21,10	535,94	D3	SF	21,20	538,48	12,70	74,61	42,86	10,32	26,99	1,00	19,50		
TL-SH 2-5V2360E	23,50	596,90	C3	E	23,60	599,44	22,23	88,90	42,86	23,02	69,85	4,00	25,00		
TL-SH 2-5V2800E	27,90	708,66	C3	E	28,00	711,20	22,23	88,90	42,86	23,02	69,85	4,00	30,40		
5V	3	TL-SH 3-5V440SDS	4,30	109,22	E1	SDS	4,40	111,76	12,70	50,80	60,33	43,66	33,34	17,00	3,00
		TL-SH 3-5V465SDS	4,55	115,57	E1	SDS	4,65	118,11	12,70	50,80	60,33	43,66	33,34	17,00	3,50
		TL-SH 3-5V490SDS	4,80	121,92	A1	SDS	4,90	124,46	12,70	50,80	60,33	10,32	33,34	17,00	3,50
		TL-SH 3-5V520SDS	5,10	129,54	A1	SDS	5,20	132,08	12,70	50,80	60,33	10,32	33,34	17,00	3,60
		TL-SH 3-5V550SDS	5,40	137,16	A1	SDS	5,50	139,70	12,70	50,80	60,33	10,32	33,34	17,00	3,70
		TL-SH 3-5V590SDS	5,80	147,32	A1	SDS	5,90	149,86	12,70	50,80	60,33	10,32	33,34	17,00	3,90
		TL-SH 3-5V630SK	6,20	157,48	A1	SK	6,30	160,02	12,70	66,68	60,33	7,14	49,21	4,00	4,70
		TL-SH 3-5V670SK	6,60	167,64	A1	SK	6,70	170,18	12,70	66,68	60,33	7,14	49,21	4,00	5,30
		TL-SH 3-5V710SF	7,00	177,80	A1	SF	7,10	180,34	12,70	74,61	60,33	3,97	52,39	4,00	5,80
		TL-SH 3-5V750SF	7,40	187,96	A1	SF	7,50	190,50	12,70	74,61	60,33	3,97	52,39	4,00	6,80
		TL-SH 3-5V800SF	7,90	200,66	A1	SF	8,00	203,20	12,70	74,61	60,33	3,97	52,39	4,00	7,50
		TL-SH 3-5V850SF	8,40	213,36	A3	SF	8,50	215,90	12,70	74,61	60,33	3,97	52,39	4,00	8,20
		TL-SH 3-5V900SF	8,90	226,06	A3	SF	9,00	228,60	12,70	74,61	60,33	3,97	52,39	4,00	9,00
		TL-SH 3-5V925SF	9,15	232,41	A3	SF	9,25	234,95	12,70	74,61	60,33	3,97	52,39	4,00	9,40
		TL-SH 3-5V975SF	9,65	245,11	A3	SF	9,75	247,65	12,70	74,61	60,33	3,97	52,39	4,00	10,30
		TL-SH 3-5V1030SF	10,20	259,08	A3	SF	10,30	261,62	12,70	74,61	60,33	3,97	52,39	4,00	11,20
		TL-SH 3-5V1090SF	10,80	274,32	A3	SF	10,90	276,86	12,70	74,61	60,33	3,97	52,39	4,00	12,10
		TL-SH 3-5V1130SF	11,20	284,48	A3	SF	11,30	287,02	12,70	74,61	60,33	3,97	52,39	4,00	12,80
		TL-SH 3-5V1180SF	11,70	297,18	D3	SF	11,80	299,72	12,70	74,61	60,33	3,97	52,39	4,00	13,50
		TL-SH 3-5V1250E	12,40	314,96	D3	E	12,50	317,50	22,23	88,90	60,33	10,32	69,85	1,00	15,40
		TL-SH 3-5V1320E	13,10	332,74	D3	E	13,20	335,28	22,23	88,90	60,33	10,32	69,85	1,00	15,90
		TL-SH 3-5V1400E	13,90	353,06	D3	E	14,00	355,60	22,23	88,90	60,33	10,32	69,85	1,00	16,80
TL-SH 3-5V1500E	14,90	378,46	D3	E	15,00	381,00	22,23	88,90	60,33	10,32	69,85	1,00	17,20		
TL-SH 3-5V1600E	15,90	403,86	D3	E	16,00	406,40	22,23	88,90	60,33	10,32	69,85	1,00	17,80		
TL-SH 3-5V1870E	18,60	472,44	D3	E	18,70	474,98	22,23	88,90	60,33	10,32	69,85	1,00	21,40		
TL-SH 3-5V2120E	21,10	535,94	D3	E	21,20	538,48	22,23	88,90	60,33	10,32	69,85	1,00	25,00		

* Weight of Pulley only.

NEXT >

PROFILE	NUMBER OF GROOVES	REFERENCE	PITCH DIA		PULLEY TYPE	BUSH TYPE	OD		BORE		E	L	M	*WEIGHT	
			in	mm			in	mm	Min mm	Max mm					mm
		TL-SH 3-5V2360E	23,50	596,90	D3	E	23,60	599,44	22,23	88,90	60,33	10,32	69,85	1,00	31,80
		TL-SH 3-5V2800E	27,90	708,66	D3	E	28,00	711,20	22,23	88,90	60,33	10,32	69,85	1,00	39,20
		TL-SH 3-5V3150F	31,40	797,56	C3	F	31,50	800,10	25,40	101,60	60,33	19,84	95,25	15,00	52,60
		TL-SH 3-5V3750F	37,40	949,96	C3	F	37,50	952,50	25,40	101,60	60,33	19,84	95,25	15,00	64,00
		TL-SH 3-5V5000F	49,90	1267,46	C3	F	50,00	1270,00	25,40	101,60	60,33	19,84	95,25	15,00	95,70
5V	4	TL-SH 4-5V440SD	4,30	109,22	E1	SD	4,40	111,76	12,70	50,80	77,79	48,42	46,04	17,00	3,40
		TL-SH 4-5V465SD	4,55	115,57	E1	SD	4,65	118,11	12,70	50,80	77,79	48,42	46,04	17,00	3,60
		TL-SH 4-5V490SD	4,80	121,92	A1	SD	4,90	124,46	12,70	50,80	77,79	16,67	46,04	15,00	3,90
		TL-SH 4-5V520SD	5,10	129,54	A1	SD	5,20	132,08	12,70	50,80	77,79	16,67	46,04	15,00	4,00
		TL-SH 4-5V550SD	5,40	137,16	A1	SD	5,50	139,70	12,70	50,80	77,79	16,67	46,04	15,00	4,20
		TL-SH 4-5V590SD	5,80	147,32	A1	SD	5,90	149,86	12,70	50,80	77,79	16,67	46,04	15,00	4,60
		TL-SH 4-5V630SK	6,20	157,48	A1	SK	6,30	160,02	12,70	66,68	77,79	13,49	49,21	15,00	5,40
		TL-SH 4-5V670SK	6,60	167,64	A1	SK	6,70	170,18	12,70	66,68	77,79	13,49	49,21	15,00	6,20
		TL-SH 4-5V710SF	7,00	177,80	A1	SF	7,10	180,34	12,70	74,61	77,79	5,56	52,39	20,00	6,80
		TL-SH 4-5V750SF	7,40	187,96	A1	SF	7,50	190,50	12,70	74,61	77,79	5,56	52,39	20,00	7,70
		TL-SH 4-5V800E	7,90	200,66	B1	E	8,00	203,20	22,23	88,90	77,79	8,73	69,85	1,00	8,50
		TL-SH 4-5V850E	8,40	213,36	B1	E	8,50	215,90	22,23	88,90	77,79	8,73	69,85	1,00	9,90
		TL-SH 4-5V900E	8,90	226,06	B1	E	9,00	228,60	22,23	88,90	77,79	8,73	69,85	1,00	11,00
		TL-SH 4-5V925E	9,15	232,41	B1	E	9,25	234,95	22,23	88,90	77,79	8,73	69,85	1,00	11,70
		TL-SH 4-5V975E	9,65	245,11	B1	E	9,75	247,65	22,23	88,90	77,79	8,73	69,85	1,00	12,80
		TL-SH 4-5V1030E	10,20	259,08	B1	E	10,30	261,62	22,23	88,90	77,79	8,73	69,85	1,00	13,50
		TL-SH 4-5V1090E	10,80	274,32	B2	E	10,90	276,86	22,23	88,90	77,79	8,73	69,85	1,00	13,90
		TL-SH 4-5V1130E	11,20	284,48	A3	E	11,30	287,02	22,23	88,90	77,79	7,14	69,85	1,00	14,50
		TL-SH 4-5V1180E	11,70	297,18	B2	E	11,80	299,72	22,23	88,90	77,79	8,73	69,85	1,00	15,00
		TL-SH 4-5V1250E	12,40	314,96	A3	E	12,50	317,50	22,23	88,90	77,79	7,14	69,85	1,00	16,50
		TL-SH 4-5V1320E	13,10	332,74	A3	E	13,20	335,28	22,23	88,90	77,79	7,14	69,85	1,00	17,30
		TL-SH 4-5V1400E	13,90	353,06	A3	E	14,00	355,60	22,23	88,90	77,79	7,14	69,85	1,00	18,20
		TL-SH 4-5V1500E	14,90	378,46	A3	E	15,00	381,00	22,23	88,90	77,79	7,14	69,85	1,00	19,70
		TL-SH 4-5V1600E	15,90	403,86	A3	E	16,00	406,40	22,23	88,90	77,79	7,14	69,85	1,00	20,20
		TL-SH 4-5V1870E	18,60	472,44	A3	E	18,70	474,98	22,23	88,90	77,79	2,38	69,85	1,00	24,30

NEXT >

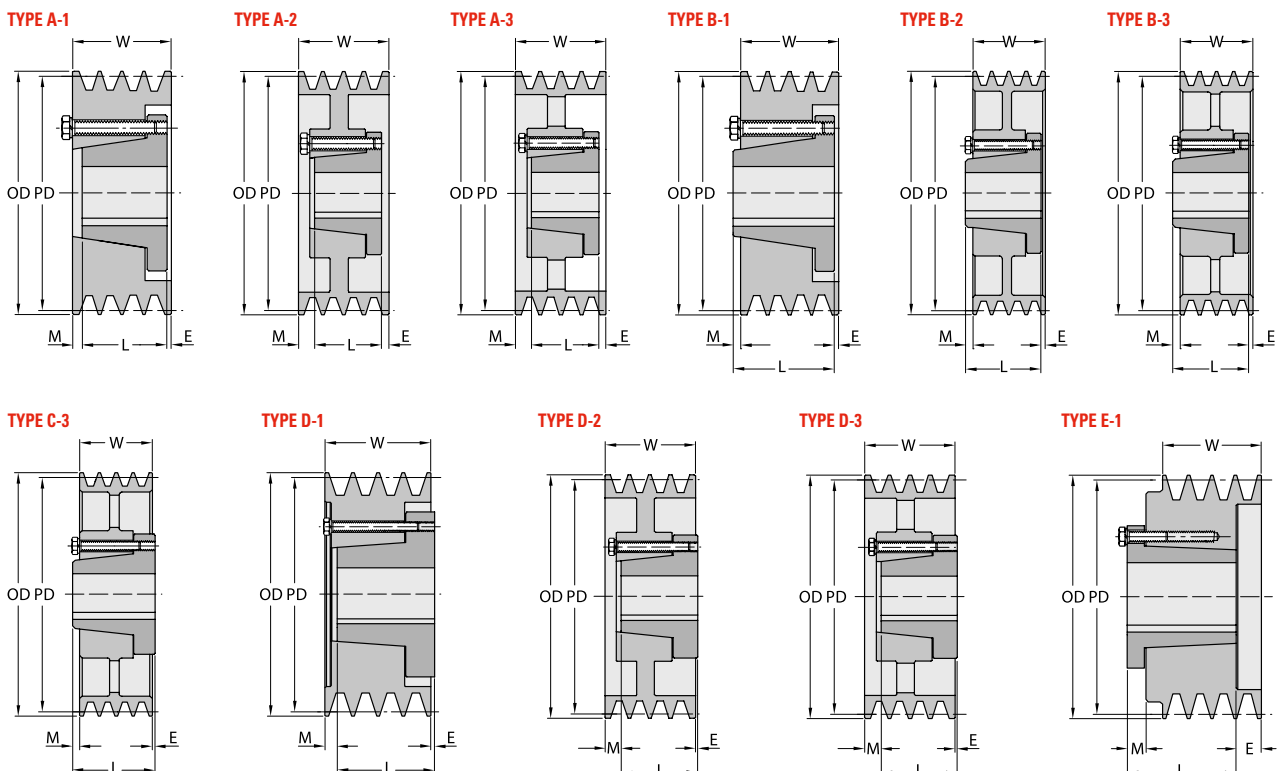


* Weight of Pulley only.



PROFILE	NUMBER OF GROOVES	REFERENCE	PITCH DIA		PULLEY TYPE	BUSH TYPE	OD		BORE		E	L	M	*WEIGHT	
			in	mm			in	mm	Min mm	Max mm					mm
		TL-SH 6-5V1250F	12,40	314,96	B3	F	12,50	317,50	25,40	101,60	112,71	18,26	95,25	1,00	26,40
		TL-SH 6-5V1320F	13,10	332,74	B3	F	13,20	335,28	25,40	101,60	112,71	18,26	95,25	1,00	29,00
		TL-SH 6-5V1400F	13,90	353,06	B3	F	14,00	355,60	25,40	101,60	112,71	18,26	95,25	1,00	29,90
		TL-SH 6-5V1500F	14,90	378,46	B3	F	15,00	381,00	25,40	101,60	112,71	18,26	95,25	1,00	30,80
		TL-SH 6-5V1600F	15,90	403,86	B3	F	16,00	406,40	25,40	101,60	112,71	18,26	95,25	1,00	35,20
		TL-SH 6-5V1870F	18,60	472,44	D3	F	18,70	474,98	25,40	101,60	112,71	0,79	95,25	18,00	38,90
		TL-SH 6-5V2120F	21,10	535,94	D3	F	21,20	538,48	25,40	101,60	112,71	0,79	95,25	18,00	43,50
		TL-SH 6-5V2360J	23,50	596,90	C3	J	23,60	599,44	38,10	114,30	112,71	3,18	117,48	2,00	51,30
		TL-SH 6-5V2800J	27,90	708,66	C3	J	28,00	711,20	38,10	114,30	112,71	3,18	117,48	2,00	67,10
		TL-SH 6-5V3150J	31,40	797,56	C3	J	31,50	800,10	38,10	114,30	112,71	3,18	117,48	2,00	83,00
		TL-SH 6-5V3750J	37,40	949,96	C3	J	37,50	952,50	38,10	114,30	112,71	3,18	117,48	2,00	98,90
		TL-SH 6-5V5000M	49,90	1267,46	C3	M	50,00	1270,00	50,80	139,70	112,71	27,78	171,45	31,00	140,60
5V	8	TL-SH 8-5V710SF	7,00	177,80	A1	SF	7,10	180,34	12,70	74,61	147,64	32,54	52,39	63,00	11,20
		TL-SH 8-5V750SF	7,40	187,96	A1	SF	7,50	190,50	12,70	74,61	147,64	32,54	52,39	63,00	12,80
		TL-SH 8-5V800E	7,90	200,66	A1	E	8,00	203,20	22,23	63,50	147,64	34,13	69,85	44,00	15,90
		TL-SH 8-5V850E	8,40	213,36	A1	E	8,50	215,90	22,23	63,50	147,64	34,13	69,85	44,00	16,90
		TL-SH 8-5V900E	8,90	226,06	A1	E	9,00	228,60	22,23	63,50	147,64	34,13	69,85	44,00	19,10
		TL-SH 8-5V925F	9,15	232,41	A1	F	9,25	234,95	25,40	101,60	147,64	30,96	95,25	21,00	20,00
		TL-SH 8-5V975F	9,65	245,11	A1	F	9,75	247,65	25,40	101,60	147,64	30,96	95,25	21,00	22,00
		TL-SH 8-5V1030F	10,20	259,08	A1	F	10,30	261,62	25,40	101,60	147,64	30,96	95,25	21,00	26,50
		TL-SH 8-5V1090F	10,80	274,32	A1	F	10,90	276,86	25,40	101,60	147,64	30,96	95,25	21,00	28,60
		TL-SH 8-5V1130F	11,20	284,48	A1	F	11,30	287,02	25,40	101,60	147,64	30,96	95,25	21,00	30,40
		TL-SH 8-5V1180F	11,70	297,18	A2	F	11,80	299,72	25,40	101,60	147,64	30,96	95,25	21,00	32,20
		TL-SH 8-5V1250F	12,40	314,96	A3	F	12,50	317,50	25,40	101,60	147,64	30,96	95,25	21,00	34,50
		TL-SH 8-5V1320F	13,10	332,74	A3	F	13,20	335,28	25,40	101,60	147,64	30,96	95,25	21,00	36,30
		TL-SH 8-5V1400F	13,90	353,06	A3	F	14,00	355,60	25,40	101,60	147,64	30,96	95,25	21,00	36,70
		TL-SH 8-5V1500F	14,90	378,46	A3	F	15,00	381,00	25,40	101,60	147,64	30,96	95,25	21,00	37,70
		TL-SH 8-5V1600F	15,90	403,86	A3	F	16,00	406,40	25,40	101,60	147,64	30,96	95,25	21,00	40,80
		TL-SH 8-5V1870J	18,60	472,44	A3	J	18,70	474,98	38,10	114,30	147,64	3,18	117,48	27,00	54,40
		TL-SH 8-5V2120J	21,10	535,94	A3	J	21,20	538,48	38,10	114,30	147,64	3,18	117,48	27,00	69,00

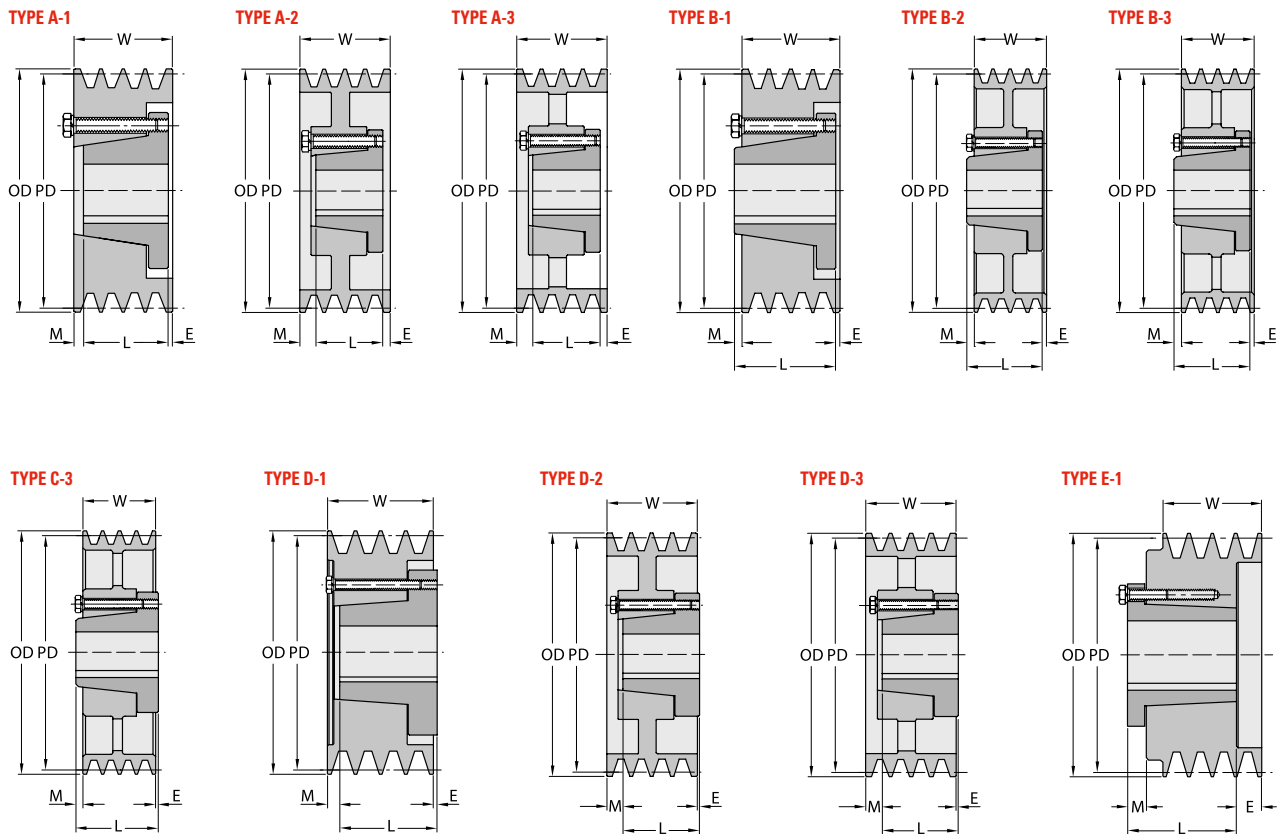
NEXT >



* Weight of Pulley only.



PROFILE	NUMBER OF GROOVES	REFERENCE	PITCH DIA		PULLEY TYPE	BUSH TYPE	OD		BORE		E	L	M	*WEIGHT	
			in	mm			in	mm	Min mm	Max mm					mm
5V	8	TL-SH 8-5V2360J	23,50	596,90	A3	J	23,60	599,44	38,10	114,30	147,64	3,18	117,48	27,00	83,90
		TL-SH 8-5V2800J	27,90	708,66	A3	J	28,00	711,20	38,10	114,30	147,64	3,18	117,48	27,00	95,30
		TL-SH 8-5V3150M	31,40	797,56	B3	M	31,50	800,10	50,80	139,70	147,64	8,73	171,45	33,00	109,80
		TL-SH 8-5V3750M	37,40	949,96	B3	M	37,50	952,50	50,80	139,70	147,64	8,73	171,45	33,00	129,30
5V	10	TL-SH 10-5V800E	7,90	200,66	A1	E	8,00	203,20	22,23	88,90	182,56	53,18	69,85	60,00	17,10
		TL-SH 10-5V850E	8,40	213,36	A1	E	8,50	215,90	22,23	88,90	182,56	53,18	69,85	60,00	20,20
		TL-SH 10-5V900F	8,90	226,06	A1	F	9,00	228,60	25,40	101,60	182,56	50,01	95,25	37,00	23,30
		TL-SH 10-5V925F	9,15	232,41	A1	F	9,25	234,95	25,40	101,60	182,56	50,01	95,25	37,00	24,00
		TL-SH 10-5V975F	9,65	245,11	A1	F	9,75	247,65	25,40	101,60	182,56	50,01	95,25	37,00	25,40
		TL-SH 10-5V1030F	10,20	259,08	A1	F	10,30	261,62	25,40	101,60	182,56	50,01	95,25	37,00	29,00
		TL-SH 10-5V1090F	10,80	274,32	A1	F	10,90	276,86	25,40	101,60	182,56	50,01	95,25	37,00	32,70
		TL-SH 10-5V1130F	11,20	284,48	A1	F	11,30	287,02	25,40	101,60	182,56	50,01	95,25	37,00	34,90
		TL-SH 10-5V1180F	11,70	297,18	A2	F	11,80	299,72	25,40	101,60	182,56	50,01	95,25	37,00	36,70
		TL-SH 10-5V1250J	12,40	314,96	A2	J	12,50	317,50	38,10	114,30	182,56	53,98	117,48	11,00	50,80
		TL-SH 10-5V1320J	13,10	332,74	A2	J	13,20	335,28	38,10	114,30	182,56	53,98	117,48	11,00	52,60
		TL-SH 10-5V1400J	13,90	353,06	A3	J	14,00	355,60	38,10	114,30	182,56	53,98	117,48	11,00	59,00
		TL-SH 10-5V1500J	14,90	378,46	A3	J	15,00	381,00	38,10	114,30	182,56	53,98	117,48	11,00	62,60
		TL-SH 10-5V1600J	15,90	403,86	A3	J	16,00	406,40	38,10	114,30	182,56	53,98	117,48	11,00	66,20
		TL-SH 10-5V1870J	18,60	472,44	A3	J	18,70	474,98	38,10	114,30	182,56	53,98	117,48	11,00	71,20
		TL-SH 10-5V2120J	21,10	535,94	A3	J	21,20	538,48	38,10	114,30	182,56	53,98	117,48	11,00	76,20
		TL-SH 10-5V2360M	23,50	596,90	A3	M	23,60	599,44	50,80	139,70	182,56	8,73	171,45	2,00	96,60
		TL-SH 10-5V2800M	27,90	708,66	A3	M	28,00	711,20	50,80	139,70	182,56	8,73	171,45	2,00	108,90
		TL-SH 10-5V3150M	31,40	797,56	A3	M	31,50	800,10	50,80	139,70	182,56	8,73	171,45	2,00	124,70
		TL-SH 10-5V3750M	37,40	949,96	A3	M	37,50	952,50	50,80	139,70	182,56	8,73	171,45	2,00	142,90
		TL-SH 10-5V5000M	49,90	1267,46	A3	M	50,00	1270,00	50,80	139,70	182,56	8,73	171,45	2,00	207,80



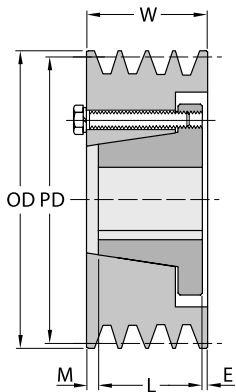
* Weight of Pulley only.

NARROW WEDGE SERIES. PROFILE 8V. QD BUSH

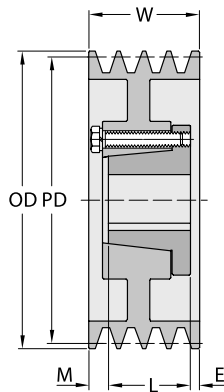
PROFILE	NUMBER OF GROOVES	REFERENCE	PITCH DIA		PULLEY TYPE	BUSH TYPE	OD		BORE		W	E	L	M	*WEIGHT
			in	mm			in	mm	Min mm	Max mm					
8V	4	TL-SH 4-8V1250F	12,30	312,42	D2	F	12,50	317,50	25,40	101,60	123,83	3,97	95,25	33,00	34,00
		TL-SH 4-8V1320F	13,00	330,20	D2	F	13,20	335,28	25,40	101,60	123,83	3,97	95,25	33,00	36,70
		TL-SH 4-8V1400F	13,80	350,52	D3	F	14,00	355,60	25,40	101,60	123,83	3,97	95,25	33,00	39,50
		TL-SH 4-8V1500F	14,80	375,92	D3	F	15,00	381,00	25,40	101,60	123,83	3,97	95,25	33,00	41,30
		TL-SH 4-8V1600F	15,80	401,32	D3	F	16,00	406,40	25,40	101,60	123,83	3,97	95,25	33,00	43,50
		TL-SH 4-8V1700F	16,80	426,72	D3	F	17,00	431,80	25,40	101,60	123,83	3,97	95,25	33,00	47,20
		TL-SH 4-8V1800F	17,80	452,12	D3	F	18,00	457,20	25,40	101,60	123,83	3,97	95,25	33,00	51,70
		TL-SH 4-8V1900F	18,80	477,52	D3	F	19,00	482,60	25,40	101,60	123,83	3,97	95,25	33,00	54,90
		TL-SH 4-8V2000J	19,80	502,92	D3	J	20,00	508,00	38,10	114,30	123,83		117,48	6,00	61,70
		TL-SH 4-8V2120J	21,00	533,40	D3	J	21,20	538,48	38,10	114,30	123,83		117,48	6,00	65,80
		TL-SH 4-8V2240J	22,20	563,88	D3	J	22,40	568,96	38,10	114,30	123,83		117,48	6,00	69,90
		TL-SH 4-8V2480M	24,60	624,84	C3	M	24,80	629,92	50,80	139,70	123,83	19,84	171,45	28,00	79,80
		TL-SH 4-8V3000M	29,80	756,92	C3	M	30,00	762,00	50,80	139,70	123,83	19,84	171,45	28,00	101,60
		TL-SH 4-8V3550M	35,30	896,62	C3	M	35,50	901,70	50,80	139,70	123,83	19,84	171,45	28,00	121,10
		TL-SH 4-8V4000M	39,80	1010,92	C3	M	40,00	1016,00	50,80	139,70	123,83	19,84	171,45	28,00	140,60
		TL-SH 4-8V4450M	44,30	1125,22	C3	M	44,50	1130,30	50,80	139,70	123,83	19,84	171,45	28,00	164,70
		TL-SH 4-8V5300M	52,80	1341,12	C3	M	53,00	1346,20	50,80	139,70	123,83	19,84	171,45	28,00	198,20
8V	5	TL-SH 5-8V1250F	12,30	312,42	A2	F	12,50	317,50	25,40	101,60	152,40	24,61	95,25	33,00	37,20
		TL-SH 5-8V1320F	13,00	330,20	A2	F	13,20	335,28	25,40	101,60	152,40	24,61	95,25	33,00	40,40
		TL-SH 5-8V1400F	13,80	350,52	A3	F	14,00	355,60	25,40	101,60	152,40	24,61	95,25	33,00	44,90
		TL-SH 5-8V1500F	14,80	375,92	A3	F	15,00	381,00	25,40	101,60	152,40	24,61	95,25	33,00	46,70
		TL-SH 5-8V1600F	15,80	401,32	A3	F	16,00	406,40	25,40	101,60	152,40	24,61	95,25	33,00	50,40

NEXT >

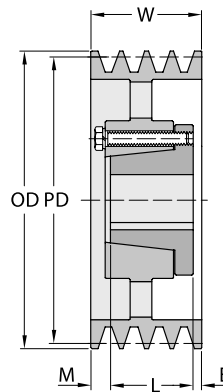
TYPE A-1



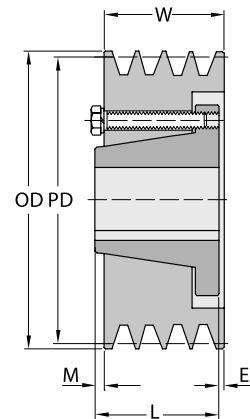
TYPE A-2



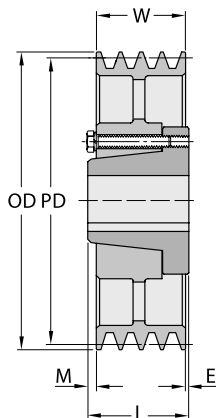
TYPE A-3



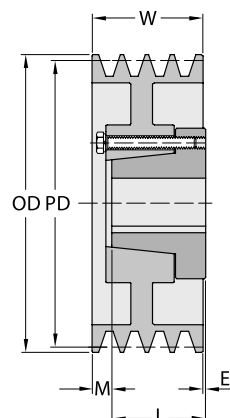
TYPE B-1



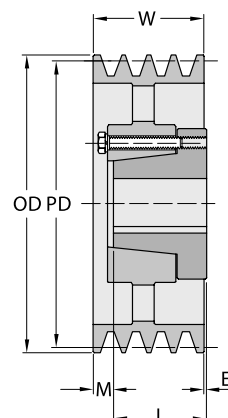
TYPE C-3



TYPE D-2



TYPE D-3



* Weight of Pulley only.

NEXT >



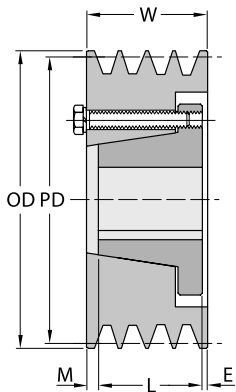
PROFILE	NUMBER OF GROOVES	REFERENCE	PITCH DIA		PULLEY TYPE	BUSH TYPE	OD		BORE		W	E	L	M	*WEIGHT
			in	mm			in	mm	Min mm	Max mm					
8V	5	TL-SH 5-8V1700J	16,80	426,72	A3	J	17,00	431,80	38,10	114,30	152,40	14,29	117,48	21,00	54,00
		TL-SH 5-8V1800J	17,80	452,12	A3	J	18,00	457,20	38,10	114,30	152,40	14,29	117,48	21,00	59,40
		TL-SH 5-8V1900J	18,80	477,52	A3	J	19,00	482,60	38,10	114,30	152,40	14,29	117,48	21,00	64,40
		TL-SH 5-8V2000J	19,80	502,92	A3	J	20,00	508,00	38,10	114,30	152,40	14,29	117,48	21,00	68,50
		TL-SH 5-8V2120J	21,00	533,40	A3	J	21,20	538,48	38,10	114,30	152,40	14,29	117,48	21,00	75,80
		TL-SH 5-8V2240M	22,20	563,88	B3	M	22,40	568,96	50,80	139,70	152,40	8,73	171,45	28,00	80,70
		TL-SH 5-8V2480M	24,60	624,84	B3	M	24,80	629,92	50,80	139,70	152,40	8,73	171,45	28,00	91,20
		TL-SH 5-8V3000M	29,80	756,92	B3	M	30,00	762,00	50,80	139,70	152,40	8,73	171,45	28,00	110,20
		TL-SH 5-8V3550M	35,30	896,62	B3	M	35,50	901,70	50,80	139,70	152,40	8,73	171,45	28,00	126,10
		TL-SH 5-8V4000M	39,80	1010,92	B3	M	40,00	1016,00	50,80	139,70	152,40	8,73	171,45	28,00	154,20
		TL-SH 5-8V4450N	44,30	1125,22	C3	N	44,50	1130,30	61,91	138,11	152,40	28,58	206,38	25,00	189,60
		TL-SH 5-8V5300N	52,80	1341,12	C3	N	53,00	1346,20	61,91	138,11	152,40	28,58	206,38	25,00	225,00
		8V	6	TL-SH 6-8V1250F	12,30	312,42	A2	F	12,50	317,50	25,40	101,60	180,98	24,61	95,25
TL-SH 6-8V1320F	13,00			330,20	A2	F	13,20	335,28	25,40	101,60	180,98	24,61	95,25	61,00	44,50
TL-SH 6-8V1400F	13,80			350,52	A3	F	14,00	355,60	25,40	101,60	180,98	24,61	95,25	61,00	50,80
TL-SH 6-8V1500J	14,80			375,92	A2	J	15,00	381,00	38,10	114,30	180,98	28,58	117,48	35,00	55,80
TL-SH 6-8V1600J	15,80			401,32	A3	J	16,00	406,40	38,10	114,30	180,98	28,58	117,48	35,00	58,50
TL-SH 6-8V1700J	16,80			426,72	A3	J	17,00	431,80	38,10	114,30	180,98	28,58	117,48	35,00	61,70
TL-SH 6-8V1800J	17,80			452,12	A3	J	18,00	457,20	38,10	114,30	180,98	28,58	117,48	35,00	64,90
TL-SH 6-8V1900J	18,80			477,52	A3	J	19,00	482,60	38,10	114,30	180,98	28,58	117,48	35,00	71,20
TL-SH 6-8V2000M	19,80			502,92	B3	M	20,00	508,00	50,80	139,70	180,98	34,13	171,45	25,00	81,20
TL-SH 6-8V2120M	21,00			533,40	B3	M	21,20	538,48	50,80	139,70	180,98	34,13	171,45	25,00	87,50
TL-SH 6-8V2240M	22,20			563,88	B3	M	22,40	568,96	50,80	139,70	180,98	34,13	171,45	25,00	93,00
TL-SH 6-8V2480M	24,60			624,84	A3	M	24,80	629,92	50,80	139,70	180,98	8,73	171,45	1,00	106,60
TL-SH 6-8V3000M	29,80			756,92	A3	M	30,00	762,00	50,80	139,70	180,98	8,73	171,45	1,00	129,30
TL-SH 6-8V3550N	35,30			896,62	C3	N	35,50	901,70	61,91	138,11	180,98	23,81	206,38	2,00	154,20
TL-SH 6-8V4000N	39,80			1010,92	C3	N	40,00	1016,00	61,91	138,11	180,98	23,81	206,38	2,00	178,70
TL-SH 6-8V4450N	44,30			1125,22	C3	N	44,50	1130,30	61,91	138,11	180,98	23,81	206,38	2,00	221,80
TL-SH 6-8V5300N	52,80	1341,12	C3	N	53,00	1346,20	61,91	138,11	180,98	23,81	206,38	2,00	264,90		
8V	8	TL-SH 8-8V1250J	12,30	312,42	A1	J	12,50	317,50	38,10	114,30	238,13	53,98	117,48	67,00	59,40
		TL-SH 8-8V1320J	13,00	330,20	A1	J	13,20	335,28	38,10	114,30	238,13	53,98	117,48	67,00	72,60
		TL-SH 8-8V1400J	13,80	350,52	A2	J	14,00	355,60	38,10	114,30	238,13	53,98	117,48	67,00	79,40
		TL-SH 8-8V1500J	14,80	375,92	A2	J	15,00	381,00	38,10	114,30	238,13	53,98	117,48	67,00	84,40
		TL-SH 8-8V1600J	15,80	401,32	A2	J	16,00	406,40	38,10	114,30	238,13	53,98	117,48	67,00	95,30
		TL-SH 8-8V1700M	16,80	426,72	A2	M	17,00	431,80	50,80	139,70	238,13	59,53	171,45	7,00	100,20
		TL-SH 8-8V1800M	17,80	452,12	A2	M	18,00	457,20	50,80	139,70	238,13	59,53	171,45	7,00	106,60
		TL-SH 8-8V1900M	18,80	477,52	A3	M	19,00	482,60	50,80	139,70	238,13	59,53	171,45	7,00	113,40
		TL-SH 8-8V2000M	19,80	502,92	A3	M	20,00	508,00	50,80	139,70	238,13	59,53	171,45	7,00	120,20
		TL-SH 8-8V2120M	21,00	533,40	A3	M	21,20	538,48	50,80	139,70	238,13	59,53	171,45	7,00	127,00
		TL-SH 8-8V2240M	22,20	563,88	A3	M	22,40	568,96	50,80	139,70	238,13	59,53	171,45	7,00	133,80
		TL-SH 8-8V2480N	24,60	624,84	A2	N	24,80	629,92	61,91	138,11	238,13	4,76	206,38	17,00	145,20
		TL-SH 8-8V3000N	29,80	756,92	A3	N	30,00	762,00	61,91	138,11	238,13	4,76	206,38	17,00	170,10
		TL-SH 8-8V3550N	35,30	896,62	A3	N	35,50	901,70	61,91	138,11	238,13	4,76	206,38	17,00	200,50
		TL-SH 8-8V4000N	39,80	1010,92	A3	N	40,00	1016,00	61,91	138,11	238,13	4,76	206,38	17,00	240,40
		TL-SH 8-8V4450P	44,30	1125,22	B3	P	44,50	1130,30	74,61	177,80	238,13	6,35	238,13	6,00	276,70
TL-SH 8-8V5300P	52,80	1341,12	B3	P	53,00	1346,20	74,61	177,80	238,13	6,35	238,13	6,00	360,60		
8V	10	TL-SH 10-8V1250J	12,30	312,42	A1	J	12,50	317,50	38,10	114,30	295,28	53,98	117,48	131,00	70,30
		TL-SH 10-8V1320J	13,00	330,20	A1	J	13,20	335,28	38,10	114,30	295,28	53,98	117,48	131,00	86,20
		TL-SH 10-8V1400J	13,80	350,52	A1	J	14,00	355,60	38,10	114,30	295,28	53,98	117,48	131,00	95,30
		TL-SH 10-8V1500M	14,80	375,92	A1	M	15,00	381,00	50,80	139,70	295,28	59,53	171,45	64,00	120,70
		TL-SH 10-8V1600M	15,80	401,32	A2	M	16,00	406,40	50,80	139,70	295,28	59,53	171,45	64,00	116,10
		TL-SH 10-8V1700M	16,80	426,72	A1	M	17,00	431,80	50,80	139,70	295,28	59,53	171,45	64,00	127,50
		TL-SH 10-8V1800M	17,80	452,12	A2	M	18,00	457,20	50,80	139,70	295,28	59,53	171,45	64,00	131,50
		TL-SH 10-8V1900M	18,80	477,52	A2	M	19,00	482,60	50,80	139,70	295,28	59,53	171,45	64,00	136,50
		TL-SH 10-8V2000M	19,80	502,92	A2	M	20,00	508,00	50,80	139,70	295,28	59,53	171,45	64,00	147,40

* Weight of Pulley only.

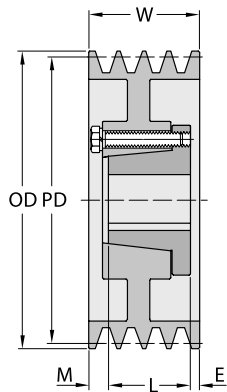
NEXT >

PROFILE	NUMBER OF GROOVES	REFERENCE	PITCH DIA		PULLEY TYPE	BUSH TYPE	OD		BORE		W	E	L	M	*WEIGHT
			in	mm			in	mm	Min mm	Max mm					
		TL-SH 10-8V2120M	21,00	533,40	A2	M	21,20	538,48	50,80	139,70	295,28	59,53	171,45	64,00	154,20
		TL-SH 10-8V2240N	22,20	563,88	A2	N	22,40	568,96	61,91	138,11	295,28	4,76	206,38	84,00	165,60
		TL-SH 10-8V2480N	24,60	624,84	A2	N	24,80	629,92	61,91	138,11	295,28	4,76	206,38	84,00	176,90
		TL-SH 10-8V3000N	29,80	756,92	A3	N	30,00	762,00	61,91	138,11	295,28	4,76	206,38	84,00	197,30
		TL-SH 10-8V3550P	35,30	896,62	A2	P	35,50	901,70	74,61	177,80	295,28	6,35	238,13	51,00	230,00
		TL-SH 10-8V4000P	39,80	1010,92	A3	P	40,00	1016,00	74,61	177,80	295,28	6,35	238,13	51,00	279,00
		TL-SH 10-8V4450P	44,30	1125,22	A2	P	44,50	1130,30	74,61	177,80	295,28	6,35	238,13	51,00	322,10
		TL-SH 10-8V5300P	52,80	1341,12	A3	P	53,00	1346,20	74,61	177,80	295,28	6,35	238,13	51,00	428,60
8V	12	TL-SH 12-8V1250M	12,30	312,42	A1	M	12,50	317,50	50,80	139,70	339,73	59,53	171,45	121,00	88,50
		TL-SH 12-8V1320M	13,00	330,20	A1	M	13,20	335,28	50,80	139,70	339,73	59,53	171,45	121,00	104,30
		TL-SH 12-8V1400M	13,80	350,52	A1	M	14,00	355,60	50,80	139,70	339,73	59,53	171,45	121,00	113,40
		TL-SH 12-8V1500M	14,80	375,92	A1	M	15,00	381,00	50,80	139,70	339,73	59,53	171,45	121,00	121,60
		TL-SH 12-8V1600M	15,80	401,32	A1	M	16,00	406,40	50,80	139,70	339,73	59,53	171,45	121,00	134,30
		TL-SH 12-8V1700M	16,80	426,72	A1	M	17,00	431,80	50,80	139,70	339,73	59,53	171,45	121,00	154,70
		TL-SH 12-8V1800M	17,80	452,12	A1	M	18,00	457,20	50,80	139,70	339,73	59,53	171,45	121,00	156,50
		TL-SH 12-8V1900N	18,80	477,52	A1	N	19,00	482,60	61,91	138,11	339,73	4,76	206,38	141,00	159,70
		TL-SH 12-8V2000N	19,80	502,92	A1	N	20,00	508,00	61,91	138,11	339,73	4,76	206,38	141,00	174,60
		TL-SH 12-8V2120N	21,00	533,40	A1	N	21,20	538,48	61,91	138,11	339,73	4,76	206,38	141,00	181,40
		TL-SH 12-8V2240N	22,20	563,88	A1	N	22,40	568,96	61,91	138,11	339,73	4,76	206,38	141,00	197,30
		TL-SH 12-8V2480N	24,60	624,84	A1	N	24,80	629,92	61,91	138,11	339,73	4,76	206,38	141,00	208,70
		TL-SH 12-8V3000P	29,80	756,92	A2	P	30,00	762,00	74,61	177,80	339,73	6,35	238,13	108,00	224,50
		TL-SH 12-8V3550P	35,30	896,62	A2	P	35,50	901,70	74,61	177,80	339,73	6,35	238,13	108,00	259,50
		TL-SH 12-8V4000P	39,80	1010,92	A2	P	40,00	1016,00	74,61	177,80	339,73	6,35	238,13	108,00	317,50
		TL-SH 12-8V4450P	44,30	1125,22	A2	P	44,50	1130,30	74,61	177,80	339,73	6,35	238,13	108,00	374,20
		TL-SH 12-8V5300P	52,80	1341,12	A2	P	53,00	1346,20	74,61	177,80	339,73	6,35	238,13	108,00	489,90

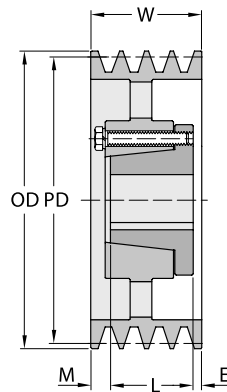
TYPE A-1



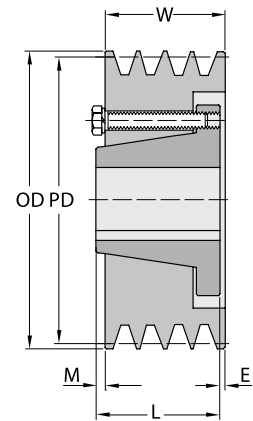
TYPE A-2



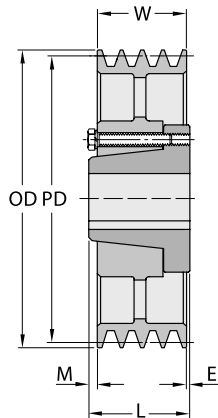
TYPE A-3



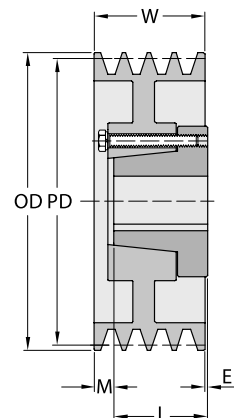
TYPE B-1



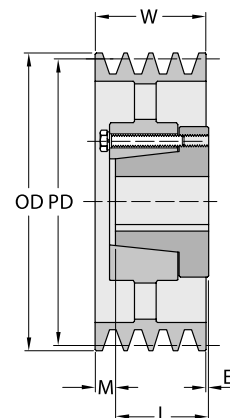
TYPE C-3



TYPE D-2



TYPE D-3



* Weight of Pulley only.

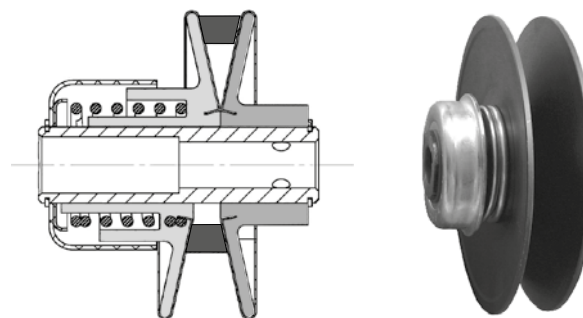
VARIABLE SPEED PULLEYS

Variable Speed Pulleys, known as well as Variable Pitch Pulleys vary the speed of the driven pulleys within a range according their design. Very useful in certain applications as fans, pumps and blowers.

The principle consists in axially moving the pulley flanges. As the flanges of the pulley open or close, the belt is forced up or down the pulley thus making the pitch diameter vary and consequently the turning speed.

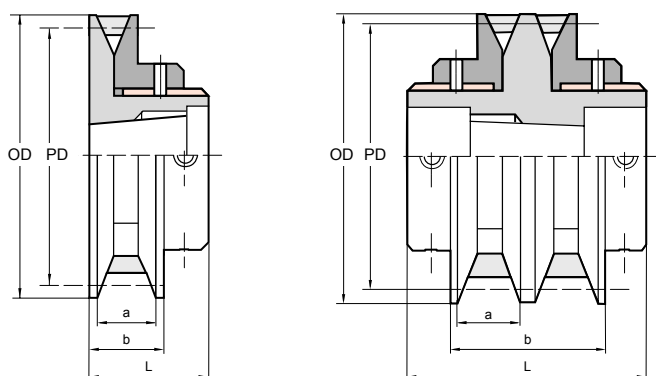
The usual mount is two pulleys mounted on to two separate shafts, the driver which is the power source and the driven which is the one where the speed variation is requested.

There are two types of variable speed pulleys systems, the variable shaft center distance and the fixed center distance. The first consists of a spring loaded adjustable pulley mounted on the driver shaft. By moving the driving shaft away or closer to the driven shaft, the belt is forced to ride on a decreasing pitch diameter thus decreasing the speed or the other way round when moving it closer.



Spring-loaded Variable Speed Pulley

The second system where the center distance of the shafts is fixed, by turning to open the driver pulley, the belt rides to lower pitch diameter while the spring loaded driven pulley is forced to ride to higher pitch diameter, thus decreasing the speed or the other way round when turning to close the driven pulley.



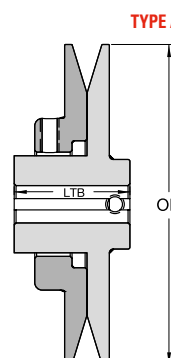
Reference nomenclature

An alphanumeric string with blocks designating the product family SH, the V for variable, the number of grooves, the pulley outer diameter in mm, the fixing type of the flanges either A or B, the fixing

mode of the pulley to shaft and a final block indicating an specific requirement if any. See page number F83, Guide to Order.

Metric Variable Speed Pulleys. Taper Bush

NUMBER OF GROOVES	REFERENCE	BUSH TYPE	FIXING TYPE*	OUTER DIA	BORE DIA	PITCH DIA Pd		a		b		L	WEIGHT Kg
				OD		Min	Max	Min	Max	Min	Max		
1	TL-SHV 1-84ATB*	1108	A	84,00	28	62,00	80,00	10,00	14,50	15,00	19,50	28,00	0,50
	TL-SHV 1-95ATB	1108	A	95,00	28	73,00	91,00	10,00	14,50	16,00	20,50	22,00	0,78
	TL-SHV 1-100ATB	1108	A	100,00	28	78,00	96,00	10,00	14,50	16,00	20,50	22,00	0,85
	TL-SHV 1-108ATB	1210	A	108,00	30	90,00	104,00	10,00	14,50	16,00	20,50	35,00	1,13
	TL-SHV 1-108ATB*	1210	A	108,00	30	76,00	102,00	13,00	19,50	19,00	26,50	39,00	1,12
	TL-SHV 1-120ATB	1210	A	120,00	30	88,00	114,00	13,00	19,50	20,00	26,50	26,00	1,42
	TL-SHV 1-129ATB	1210	A	129,00	30	97,00	123,00	13,00	19,50	20,00	26,50	26,00	1,67
	TL-SHV 1-139ATB	1610	A	139,00	40	109,00	133,00	13,00	18,90	20,00	25,90	26,00	1,96
	TL-SHV 1-146ATB	1610	A	146,00	40	116,00	140,00	13,00	18,90	20,00	25,90	26,00	2,17
	TL-SHV 1-156ATB	1610	A	156,00	40	126,00	150,00	13,00	18,90	20,00	25,90	26,00	2,43
	TL-SHV 1-164ATB	1610	A	164,00	40	134,00	158,00	13,00	18,90	20,00	25,90	29,00	2,76
	TL-SHV 1-177ATB	2012	A	177,00	50	149,00	171,00	13,00	18,20	20,00	25,20	32,00	3,76
	TL-SHV 1-178BTB	2012	B	178,00	50	139,00	171,00	16,00	21,50	23,00	28,50	32,00	3,73
	TL-SHV 1-187ATB	2012	A	187,00	50	159,00	181,00	13,00	18,20	20,00	25,20	32,00	4,14
	TL-SHV 1-187BTB	2012	B	187,00	50	148,00	180,00	16,00	21,50	23,00	28,50	40,00	4,70

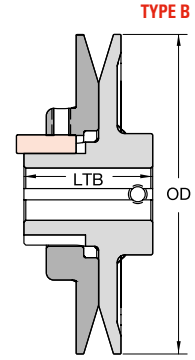


NEXT >

NUMBER OF GROOVES	REFERENCE	BUSH TYPE	FIXING TYPE*	OUTER DIA	BORE DIA	PITCH DIA Pd		a		b		L	WEIGHT
						Min	Max	Min	Max	Min	Max		
2	TL-SHV 2-120ATB	1215	A	120,00	30	88,00	114,00	13,00	19,50	34,00	47,10	66,00	2,46
	TL-SHV 2-129ATB	1215	A	129,00	30	97,00	123,00	13,00	19,50	34,00	47,10	66,00	2,83
	TL-SHV 2-139ATB	1615	A	139,00	40	109,00	133,00	13,00	18,90	35,00	46,80	69,00	3,37
	TL-SHV 2-146ATB	1615	A	146,00	40	116,00	140,00	13,00	18,90	35,00	46,80	69,00	3,77
	TL-SHV 2-156ATB	1615	A	156,00	40	126,00	150,00	13,00	18,90	35,00	46,80	69,00	4,25
	TL-SHV 2-164ATB	1615	A	164,00	40	134,00	158,00	13,00	18,90	35,00	46,80	69,00	4,74
	TL-SHV 2-177ATB	2012	A	177,00	50	149,00	171,00	13,00	18,20	35,00	45,50	90,00	6,80
	TL-SHV 2-178BTB	2012	B	178,00	50	139,00	171,00	16,00	22,50	42,00	54,50	90,00	6,75
	TL-SHV 2-187ATB	2012	A	187,00	50	159,00	181,00	13,00	18,20	35,00	45,50	90,00	7,50
	TL-SHV 2-187BTB	2012	B	187,00	50	148,00	180,00	16,00	22,50	42,00	54,50	90,00	7,35

* Flange fixing type: Type A with setscrews only. Type B with external key and setscrews. All measures in mm. Weight approximate. All measures in mm.

Available as well in RBS version and BTS with keyway



Inch Variable Speed Pulleys. BTS*

NUMBER OF GROOVES	REFERENCE	OUTER DIA	FLANGE FIXING TYPE	LTB	3L BELT PROFILE PITCH DIA		A-4L BELT PROFILES DATUM DIA		B-5L BELT PROFILES DATUM DIA		5V BELT PROFILE PITCH DIA		LTB	
					Min	Max	Min	Max	Min	Max	Min	Max	Lbs	Kg
1	TL-SHVP 1-25A	2,50	A	1 23/32	1,60	2,40							0,80	0,36
	TL-SHVP 1-30A	2,87	A	1 11/16	1,80	2,70							1,10	0,50
	TL-SHVP 1-34A	3,15	A	1 29/32	1,90	2,80	2,00	3,00	2,30	3,20			1,40	0,64
	TL-SHVP 1-40A	3,75	A	1 7/8	2,40	3,20	2,50	3,50	2,60	3,60			1,70	0,77
	TL-SHVP 1-44A	4,15	A	1 7/8	2,80	3,70	2,90	3,90	3,00	4,00			2,40	1,09
	TL-SHVP 1-44B	4,15	B	2 3/16	2,80	3,70	2,90	3,90	3,00	4,00			3,00	1,36
	TL-SHVP 1-50A	4,75	A	2	3,40	4,20	3,50	4,50	3,60	4,60			2,70	1,23
	TL-SHVP 1-50B	4,75	B	2 5/32	3,40	4,20	3,50	4,50	3,60	4,60			3,50	1,59
	TL-SHVP 1-56A	5,35	A	1,71875	4,00	4,80	4,10	5,10	4,20	5,20			4,10	1,86
	TL-SHVP 1-56A	5,35	A	1,71875	4,00	4,80	4,10	5,10	4,20	5,20			4,40	2,00
	TL-SHVP 1-60A	6,00	A	1,71875			4,20	5,20	4,40	5,60			6,30	2,86
	TL-SHVP 1-62A	5,95	A	1,71875	4,60	5,40	4,70	5,70	4,80	5,80	5,10	6,10	6,10	2,77
	TL-SHVP 1-65A	6,50	A	1,71875			4,70	5,70	4,90	6,10	5,10	6,30	7,10	3,22
	TL-SHVP 1-68A	6,55	A	1,71875	5,20	6,00	5,30	6,30	5,40	6,40	5,70	6,70	7,30	3,31
	TL-SHVP 1-71A	7,10	A	1,71875			5,30	6,30	5,50	6,70	5,70	6,90	8,20	3,72
	TL-SHVP 1-75A	7,50	A	1,71875			5,70	6,70	5,90	7,10	6,10	7,30	9,00	4,08

* Bore-To-Size
All measures in mm.



INCH BORE	KEYWAY (LONG * HIGH)
1/2	No keyway
5/8 - 7/8	3/16 * 3/32
15/16 - 1 1/4	1/4 * 1/8
1 5/16 - 1 3/8	5/16 * 5/32
1 7/16 - 1 3/4	3/8 * 3/16



Variable Speed V-Belt Pulley.
One groove



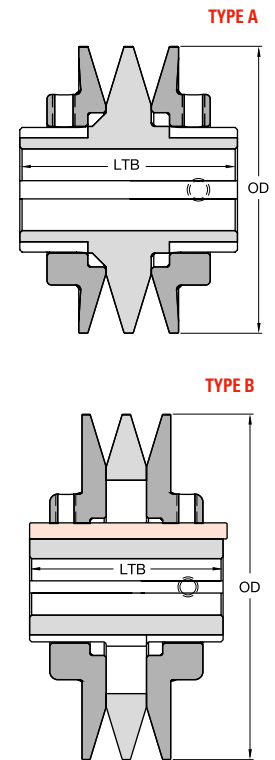
Variable Speed V-Belt Pulley.
Two groove



Variable Speed Pulley
with Taper Bush

NUMBER OF GROOVES	REFERENCE	OUTER DIA	FLANGE FIXING TYPE	LTB	3L BELT PROFILE PITCH DIA		A-4L BELT PROFILES DATUM DIA		B-5L BELT PROFILES DATUM DIA		5V BELT PROFILE PITCH DIA		WEIGHT	
					Min	Max	Min	Max	Min	Max	Min	Max	Lbs	Kg
2	TL-SHVP 2-36A	3,35	A	3,00	2,00	2,80	2,10	3,10	2,40	3,20			3,60	1,63
	TL-SHVP 2-42A	3,95	A	3,00	2,60	3,40	2,70	3,70	2,80	3,80			4,50	2,04
	TL-SHVP 2-50B	4,75	B	3,00	3,40	4,20	3,50	4,50	3,60	4,60			6,10	2,77
	TL-SHVP 2-56B	5,35	B	3,00	4,00	4,80	4,10	5,10	4,20	5,20			7,50	3,40
	TL-SHVP 2-60B	6,00	B	3 1/4			4,20	5,20	4,40	5,60			10,90	4,95
	TL-SHVP 2-62B	5,95	B	3,00	4,60	5,40	4,70	5,70	4,80	5,80	5,10	6,10	10,00	4,54
	TL-SHVP 2-65B	6,50	B	3 1/4			4,70	5,70	4,90	6,10	5,10	6,30	12,50	5,67
	TL-SHVP 2-68B	6,55	B	3,00	5,20	6,00	5,30	6,30	5,40	6,40	5,70	6,70	11,70	5,31
	TL-SHVP 2-71B	7,10	B	3 1/4			5,30	6,30	5,50	6,70	5,70	6,90	14,70	6,67
	TL-SHVP 2-75B	7,50	B	3 1/4			5,70	6,70	5,90	7,10	6,10	7,30	16,30	7,40

* Bore-To-Size
All measures in inches



V-RIBBED PULLEYS

Known as well as Poly V or Multy V Drives. Ribbed Belts are based on the Standards ISO 9982, RMA/MPTA IP-26 and DIN 7867. Designed to accommodate Ribbed Belts consisting on a wear resistant rubber compound flat top, a low stretch polyester cord inserted in the rubber compound and a V-Shape ribs of wear resistant rubber compound.

The ribbed belt profiles, which these pulleys accommodate, are named PH, PJ, PK, PL and PM in the Metric version and H, J, K, L and M in the Inch version.

The grooves are angled 40°, with a pitch range from 1,60 mm in profile PH up to 9,40 mm in Profile PM. The versions offered included the MPB and Taper Bush type.

Standards

ISO 9982: Belt drives and V-Ribbed belts and corresponding pulleys for industrial applications – PH, PJ, PK, PL and PM profiles: dimensions. Profile PK established for automotive drive applications, described in standard ISO 9981.

DIN 7867: V-Ribbed Belts and corresponding pulleys.

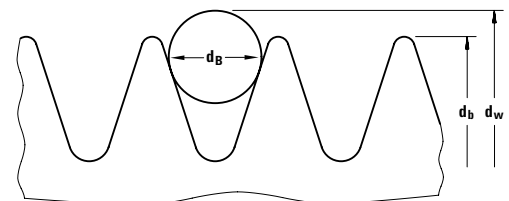
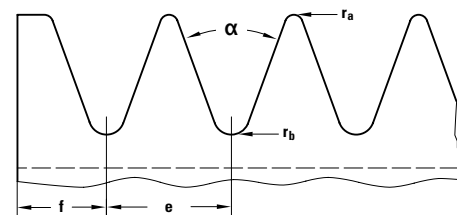
RMA / MPTA IP-26: V-Ribbed Belts (H, J, K, L and M Cross Sections and corresponding pulleys).

Groove dimensions

The groove dimensions of PH, PJ, PK, PL and PM are displayed in the figures and table hereinafter.

Legend:

d_w	Effective diameter	e	Rib pitch
d_b	Outer diameter	f	Spacing
r_a	Minimum tip radii	α°	Angle
r_b	Maximum root radii	d_b	Checking ball or rod diameter



*PROFILES	PH	PJ	PK	PL	PM
r_a	0,15	0,2	0,25	0,4	0,75
r_b	0,3	0,4	0,5	0,4	0,75
e	1,6	2,34	3,56	4,7	9,4
f	1,3	1,8	2,5	3,3	6,4
α°	40	40	40	40	40

* All measures in mm.

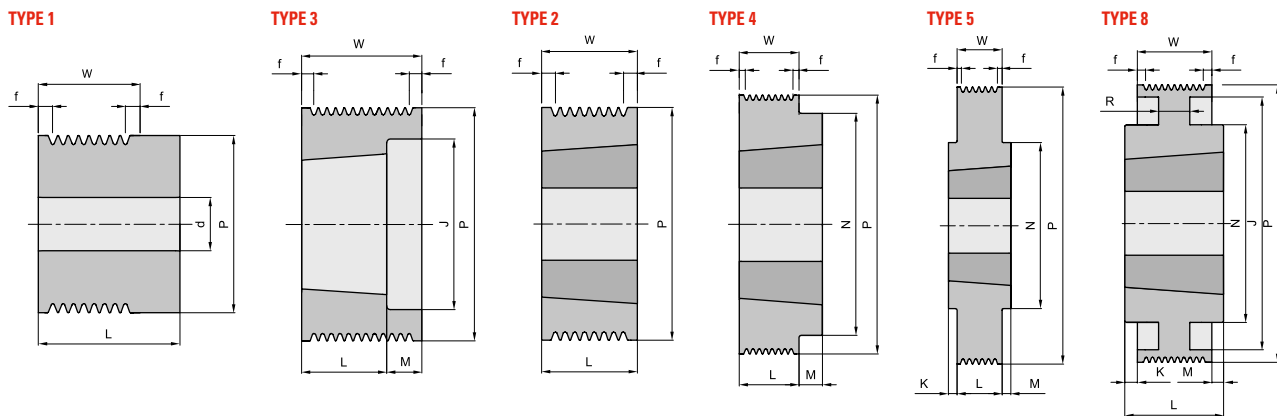
Reference nomenclature

An alphanumeric string with blocks designating the product family SH, the number of grooves or ribs, the profile of the pulley, the outer

diameter in mm and the fixing mode of the pulley to the shaft. See page number F83, Guide to Order.

V-RIBBED PULLEYS. PROFILE PJ. TAPER BUSH

PROFILE	NUMBER OF RIBS	REFERENCE	PULLEY TYPE	P	BUSH TYPE	MAX DRILL BORE	W	f	n	j	L	m	k	r	*WEIGHT
				mm		mm	mm	mm	mm	mm	mm	mm	mm	mm	Kg
PJ	8	TL-SH 8-PJ40MPB	1	40,00	MPB	12,00	23,00	3,31			32,00				0,24
		TL-SH 8-PJ45MPB	1	45,00	MPB	12,00	23,00	3,31			32,00				0,32
		TL-SH 8-PJ50MPB	1	50,00	MPB	12,00	23,00	3,31			32,00				0,40
		TL-SH 8-PJ56TB	2	56,00	1108	28,00	23,00	3,31			23,00				0,39
		TL-SH 8-PJ63TB	2	63,00	1108	28,00	23,00	3,31			23,00				0,50
		TL-SH 8-PJ71TB	2	71,00	1108	28,00	23,00	3,31			23,00				0,64
		TL-SH 8-PJ75TB	2	75,00	1108	28,00	23,00	3,31			23,00				0,72
		TL-SH 8-PJ80TB	4	80,00	1610	42,00	23,00	3,31	70,00		26,00	3,00			0,41
		TL-SH 8-PJ85TB	4	85,00	1610	42,00	23,00	3,31	70,00		26,00	3,00			0,51
		TL-SH 8-PJ90TB	4	90,00	1610	42,00	23,00	3,31	70,00		26,00	3,00			0,62
		TL-SH 8-PJ95TB	4	95,00	1610	42,00	23,00	3,31	82,00		26,00	3,00			0,78
		TL-SH 8-PJ100TB	4	100,00	1610	42,00	23,00	3,31	82,00		26,00	3,00			0,90
		TL-SH 8-PJ106TB	4	106,00	1610	42,00	23,00	3,31	82,00		26,00	3,00			1,05
		TL-SH 8-PJ112TB	4	112,00	1610	42,00	23,00	3,31	90,00		26,00	3,00			1,25
		TL-SH 8-PJ118TB	4	118,00	1610	42,00	23,00	3,31	90,00		26,00	3,00			1,43
		TL-SH 8-PJ125TB	4	125,00	1610	42,00	23,00	3,31	90,00		26,00	3,00			1,64
		TL-SH 8-PJ132TB	4	132,00	1610	42,00	23,00	3,31	90,00		26,00	3,00			1,88
		TL-SH 8-PJ140TB	4	140,00	1610	42,00	23,00	3,31	90,00		26,00	3,00			1,60
		TL-SH 8-PJ160TB	5	160,00	2012	50,00	23,00	3,31	110,00		32,00	4,50	4,50		3,01
		TL-SH 8-PJ180TB	5	180,00	2012	50,00	23,00	3,31	110,00		32,00	4,50	4,50		3,92
		TL-SH 8-PJ190TB	5	190,00	2012	50,00	23,00	3,31	110,00		32,00	4,50	4,50		4,38
		TL-SH 8-PJ200TB	5	200,00	2012	50,00	23,00	3,31	110,00		32,00	4,50	4,50		4,88
		TL-SH 8-PJ212TB	5	212,00	2012	50,00	23,00	3,31	110,00		32,00	4,50	4,50		5,49
		TL-SH 8-PJ224TB	5	224,00	2012	50,00	23,00	3,31	110,00		32,00	4,50	4,50		6,17
		TL-SH 8-PJ250TB	5	250,00	2012	50,00	23,00	3,31	110,00		32,00	4,50	4,50		7,73
		TL-SH 8-PJ280TB	8	280,00	2012	50,00	23,00	3,31	110,00	260,00	32,00	4,50	4,50	10,00	5,78
		TL-SH 8-PJ315TB	8	315,00	2012	50,00	23,00	3,31	110,00	295,00	32,00	4,50	4,50	10,00	6,92
PJ	12	TL-SH 12-PJ40MPB	1	40,00	MPB	12,00	32,50	3,38			41,50				0,31
		TL-SH 12-PJ45MPB	1	45,00	MPB	12,00	32,50	3,38			41,50				0,41
		TL-SH 12-PJ50MPB	1	50,00	MPB	12,00	32,50	3,38			41,50				0,52
		TL-SH 12-PJ56MPB	1	56,00	MPB	12,00	32,50	3,38			41,50				0,65
		TL-SH 12-PJ63TB	3	63,00	1108	28,00	32,50	3,38		46,00	23,00	9,50			0,39
		TL-SH 12-PJ71TB	3	71,00	1108	28,00	32,50	3,38		46,00	23,00	9,50			0,57
		TL-SH 12-PJ75TB	3	75,00	1610	42,00	32,50	3,38		60,00	26,00	6,50			0,38
		TL-SH 12-PJ80TB	3	80,00	1610	42,00	32,50	3,38		60,00	26,00	6,50			0,52
		TL-SH 12-PJ85TB	3	85,00	1610	42,00	32,50	3,38		60,00	26,00	6,50			0,66



* All measures in mm. Approximate weight

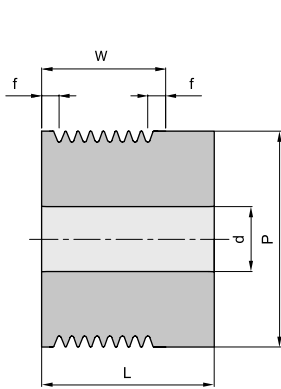
PROFILE	NUMBER OF RIBS	REFERENCE	PULLEY TYPE	p	BUSH TYPE	MAX DRILL BORE	W	f	n	i	L	m	k	r	*WEIGHT
				mm		mm	mm	mm	mm	mm	mm	mm	mm	mm	Kg
		TL-SH 12-PJ90TB	3	90,00	1610	42,00	32,50	3,38		74,00	26,00	6,50			0,76
		TL-SH 12-PJ95TB	3	95,00	1610	42,00	32,50	3,38		74,00	26,00	6,50			0,93
		TL-SH 12-PJ100TB	3	100,00	1610	42,00	32,50	3,38		74,00	26,00	6,50			1,10
		TL-SH 12-PJ106TB	3	106,00	1610	42,00	32,50	3,38		88,00	26,00	6,50			1,24
		TL-SH 12-PJ112TB	3	112,00	1610	42,00	32,50	3,38		88,00	26,00	6,50			1,47
		TL-SH 12-PJ118TB	3	118,00	2012	50,00	32,50	3,38		98,00	32,00	0,50			1,55
		TL-SH 12-PJ125TB	3	125,00	2012	50,00	32,50	3,38		98,00	32,00	0,50			1,90
		TL-SH 12-PJ132TB	3	132,00	2012	50,00	32,50	3,38		98,00	32,00	0,50			2,21
		TL-SH 12-PJ140TB	4	140,00	2517	65,00	32,50	3,38	120,00		45,00	12,50			7,10
		TL-SH 12-PJ160TB	4	160,00	2517	65,00	32,50	3,38	120,00		45,00	12,50			3,80
		TL-SH 12-PJ180TB	5	180,00	2517	65,00	32,50	3,38	120,00		45,00	6,25	6,25		5,03
		TL-SH 12-PJ190TB	5	190,00	2517	65,00	32,50	3,38	120,00		45,00	6,25	6,25		5,72
		TL-SH 12-PJ200TB	5	200,00	2517	65,00	32,50	3,38	120,00		45,00	6,25	6,25		6,40
		TL-SH 12-PJ212TB	5	212,00	2517	65,00	32,50	3,38	120,00		45,00	6,25	6,25		7,33
		TL-SH 12-PJ224TB	5	224,00	2517	65,00	32,50	3,38	120,00		45,00	6,25	6,25		8,29
		TL-SH 12-PJ250TB	5	250,00	2517	65,00	32,50	3,38	120,00		45,00	6,25	6,25		10,47
		TL-SH 12-PJ280TB	3	280,00	2517	65,00	32,50	3,38	120,00	260,00	45,00	6,25	6,25	10,00	7,38
		TL-SH 12-PJ315TB	3	315,00	2517	65,00	32,50	3,38	120,00	295,00	45,00	6,25	6,25	10,00	8,99
PJ	16	TL-SH 16-PJ40MPB	1	40,00	MPB	12,00	42,00	3,45			51,00				0,38
		TL-SH 16-PJ45MPB	1	45,00	MPB	12,00	42,00	3,45			51,00				0,50
		TL-SH 16-PJ50MPB	1	50,00	MPB	12,00	42,00	3,45			51,00				0,63
		TL-SH 16-PJ56MPB	1	56,00	MPB	12,00	42,00	3,45			51,00				0,81
		TL-SH 16-PJ71MPB	1	63,00	MPB	12,00	42,00	3,45			51,00				1,05
		TL-SH 16-PJ71MPB	2	71,00	1215	32,00	42,00	3,45			42,00				0,63
		TL-SH 16-PJ75MPB	3	75,00	1610	42,00	42,00	3,45			26,00	16,00			0,46
		TL-SH 16-PJ80MPB	3	80,00	1610	42,00	42,00	3,45		60,00	26,00	16,00			0,64
		TL-SH 16-PJ85MPB	3	85,00	1610	42,00	42,00	3,45		60,00	26,00	16,00			0,84
		TL-SH 16-PJ90MPB	3	90,00	1610	42,00	42,00	3,45		60,00	26,00	16,00			0,87
		TL-SH 16-PJ95MPB	3	95,00	1610	42,00	42,00	3,45		74,00	26,00	16,00			1,08
		TL-SH 16-PJ100MPB	3	100,00	1610	42,00	42,00	3,45		74,00	26,00	16,00			1,32
		TL-SH 16-PJ106MPB	3	106,00	1610	42,00	42,00	3,45		74,00	26,00	16,00			1,40
		TL-SH 16-PJ116MPB	3	112,00	1610	42,00	42,00	3,45		88,00	26,00	16,00			1,70
		TL-SH 16-PJ118MPB	3	118,00	2012	50,00	42,00	3,45		88,00	32,00	10,00			1,79
		TL-SH 16-PJ165MPB	3	125,00	2012	50,00	42,00	3,45		98,00	32,00	10,00			2,18
		TL-SH 16-PJ132MPB	3	132,00	2012	50,00	42,00	3,45		98,00	32,00	10,00			2,60
		TL-SH 16-PJ140MPB	4	140,00	2517	65,00	42,00	3,45	120,00	98,00	45,00	3,00			9,60
		TL-SH 16-PJ160MPB	4	160,00	2517	65,00	42,00	3,45	120,00		45,00	3,00			4,37
		TL-SH 16-PJ180MPB	5	180,00	2517	65,00	42,00	3,45	120,00		45,00	1,50	1,50		5,97
		TL-SH 16-PJ190MPB	5	190,00	2517	65,00	42,00	3,45	120,00		45,00	1,50	1,50		6,85
		TL-SH 16-PJ200MPB	5	200,00	2517	65,00	42,00	3,45	120,00		45,00	1,50	1,50		7,75
		TL-SH 16-PJ216MPB	5	212,00	2517	65,00	42,00	3,45	120,00		45,00	1,50	1,50		8,90
		TL-SH 16-PJ224MPB	5	224,00	2517	65,00	42,00	3,45	120,00		45,00	1,50	1,50		10,10
		TL-SH 16-PJ250MPB	5	250,00	2517	65,00	42,00	3,45	120,00		45,00	1,50	1,50		13,00
		TL-SH 16-PJ280MPB	8	280,00	2517	65,00	42,00	3,45	120,00		45,00	1,50	1,50	12,00	8,38
		TL-SH 16-PJ315MPB	8	315,00	2517	65,00	42,00	3,45	120,00		45,00	1,50	1,50	12,00	9,57

* All measures in mm. Approximate weight

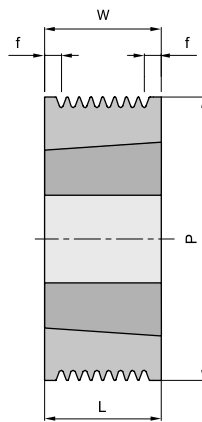
V-RIBBED PULLEYS. PROFILE PL. TAPER BUSH

PROFILE	NUMBER OF RIBS	REFERENCE	PULLEY TYPE	P	BUSH TYPE	MAX DRILL BORE	W	f	n	j	L	m	k	r	*WEIGHT
				mm		mm	mm	mm	mm	mm	mm	mm	mm	mm	Kg
PL	8	TL-SH 8-PL75TB	3	75,00	1210	32,00		7,55		56,00	26,00	22,00			0,66
		TL-SH 8-PL80TB	3	80,00	1210	32,00		7,55		56,00	26,00	22,00			0,86
		TL-SH 8-PL85TB	3	85,00	1210	32,00		7,55		61,00	26,00	22,00			1,00
		TL-SH 8-PL90TB	3	90,00	1610	42,00	48,00	7,55		66,00	26,00	22,00			1,01
		TL-SH 8-PL95TB	3	95,00	1610	42,00	48,00	7,55		71,00	26,00	22,00			1,16
		TL-SH 8-PL100TB	3	100,00	1610	42,00	48,00	7,55		76,00	26,00	22,00			1,31
		TL-SH 8-PL106TB	3	106,00	1610	42,00	48,00	7,55		82,00	26,00	22,00			1,53
		TL-SH 8-PL112TB	3	112,00	1610	42,00	48,00	7,55		88,00	26,00	22,00			1,75
		TL-SH 8-PL118TB	3	118,00	1610	50,00	48,00	7,55		94,00	32,00	16,00			1,88
		TL-SH 8-PL125TB	3	125,00	1610	50,00	48,00	7,55		101,00	32,00	16,00			2,22
		TL-SH 8-PL132TB	3	132,00	1610	50,00	48,00	7,55		108,00	32,00	16,00			2,54
		TL-SH 8-PL140TB	3	140,00	1610	65,00	48,00	7,55		116,00	45,00	3,00			3,02
		TL-SH 8-PL150TB	3	150,00	1610	65,00	48,00	7,55		126,00	45,00	3,00			3,75
		TL-SH 8-PL160TB	3	160,00	1610	65,00	48,00	7,55		136,00	45,00	3,00			4,54
		TL-SH 8-PL170TB	3	170,00	1610	65,00	48,00	7,55		146,00	45,00	3,00			5,35
		TL-SH 8-PL180TB	7	180,00	1610	65,00	48,00	7,55	120,00	156,00	45,00	1,50	1,50	14,00	4,52
		TL-SH 8-PL190TB	7	190,00	1610	65,00	48,00	7,55	120,00	166,00	45,00	1,50	1,50	12,00	4,72
		TL-SH 8-PL200TB	7	200,00	2012	65,00	48,00	7,55	120,00	176,00	45,00	1,50	1,50	12,00	5,07
		TL-SH 8-PL212TB	7	212,00	2012	65,00	48,00	7,55	120,00	188,00	45,00	1,50	1,50	12,00	5,50
		TL-SH 8-PL224TB	7	224,00	2012	65,00	48,00	7,55	120,00	202,00	45,00	1,50	1,50	12,00	5,77
		TL-SH 8-PL250TB	8	250,00	2012	75,00	48,00	7,55	146,00	228,00	52,00	2,00	2,00	12,00	7,39

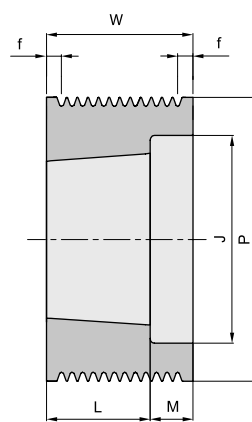
TYPE 1



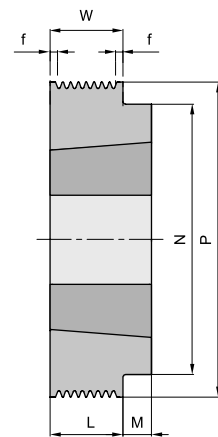
TYPE 2



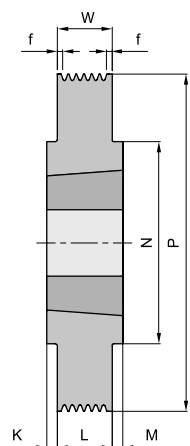
TYPE 3



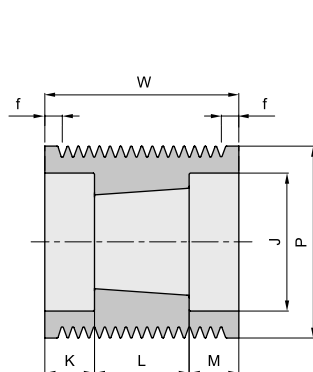
TYPE 4



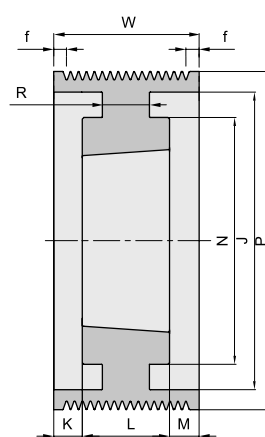
TYPE 5



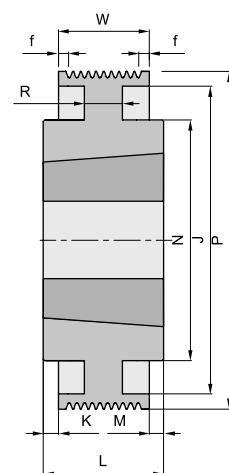
TYPE 6



TYPE 7



TYPE 8



* All measures in mm. Approximate weight

NEXT >

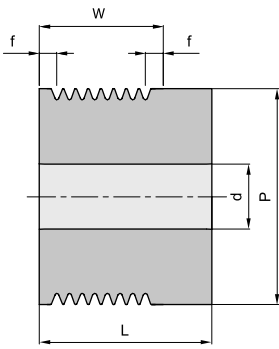


PROFILE	NUMBER OF RIBS	REFERENCE	PULLEY TYPE	P	BUSH TYPE	MAX DRILL BORE	W	f	n	i	L	m	k	r	*WEIGHT
				mm		mm	mm	mm	mm	mm	mm	mm	mm	mm	Kg
PL	8	TL-SH 8-PL280TB	8	280,00	2012	75,00	48,00	7,55	146,00	256,00	52,00	2,00	2,00	12,00	8,90
		TL-SH 8-PL315TB	8	315,00	2012	75,00	48,00	7,55	146,00	285,00	52,00	2,00	2,00	12,00	11,30
PL	12	TL-SH 12-PL75TB	3	75,00	1215	28,00	67,00	7,65		56,00	42,00	25,00			0,97
		TL-SH 12-PL80TB	3	80,00	1215	28,00	67,00	7,65		56,00	42,00	25,00			1,25
		TL-SH 12-PL85TB	3	85,00	1215	28,00	67,00	7,65		61,00	42,00	25,00			1,47
		TL-SH 12-PL90TB	3	90,00	1615	42,00	67,00	7,65		66,00	42,00	25,00			1,45
		TL-SH 12-PL95TB	3	95,00	1615	42,00	67,00	7,65		71,00	42,00	25,00			1,71
		TL-SH 12-PL100TB	3	100,00	2012	50,00	67,00	7,65		79,00	32,00	35,00			1,39
		TL-SH 12-PL106TB	3	106,00	2012	50,00	67,00	7,65		82,00	32,00	35,00			1,73
		TL-SH 12-PL112TB	3	112,00	2012	50,00	67,00	7,65		88,00	32,00	35,00			2,02
		TL-SH 12-PL118TB	6	118,00	2517	65,00	67,00	7,65		97,00	32,00	11,00			1,96
		TL-SH 12-PL125TB	6	125,00	2517	65,00	67,00	7,65		101,00	45,00	11,00	11,00		2,46
		TL-SH 12-PL132TB	6	132,00	2517	65,00	67,00	7,65		108,00	45,00	11,00	11,00		2,97
		TL-SH 12-PL140TB	6	140,00	2517	65,00	67,00	7,65		116,00	45,00	11,00	11,00		3,55
		TL-SH 12-PL150TB	6	150,00	2517	65,00	67,00	7,65		126,00	45,00	11,00	11,00		4,30
		TL-SH 12-PL160TB	6	160,00	2517	65,00	67,00	7,65		136,00	45,00	11,00	11,00		5,12
		TL-SH 12-PL170TB	6	170,00	2517	65,00	67,00	7,65		146,00	45,00	11,00	11,00		6,03
		TL-SH 12-PL180TB	7	180,00	2517	65,00	67,00	7,65	120,00	156,00	45,00	11,00	11,00	16,00	5,34
		TL-SH 12-PL190TB	7	190,00	2517	65,00	67,00	7,65	120,00	166,00	45,00	11,00	11,00	14,00	5,60
		TL-SH 12-PL200TB	7	200,00	3020	75,00	67,00	7,65	146,00	176,00	52,00	7,50	7,50	22,00	6,99
		TL-SH 12-PL212TB	7	212,00	3020	75,00	67,00	7,65	146,00	188,00	52,00	7,50	7,50	14,00	7,06
		TL-SH 12-PL224TB	7	224,00	3020	75,00	67,00	7,65	146,00	202,00	52,00	7,50	7,50	14,00	7,41
		TL-SH 12-PL250TB	7	250,00	3020	75,00	67,00	7,65	146,00	228,00	52,00	7,50	7,50	14,00	8,67
		TL-SH 12-PL280TB	7	280,00	3020	75,00	67,00	7,65	146,00	256,00	52,00	7,50	7,50	14,00	10,58
		TL-SH 12-PL315TB	8	315,00	3535	90,00	67,00	7,65	178,00	285,00	89,00	11,00	11,00	14,00	18,23
PL	16	TL-SH 18-PL85TB	6	85,00	1215	28,00	86,00	7,75		61,00	42,00	22,00	22,00		1,76
		TL-SH 18-PL90TB	6	90,00	1615	42,00	86,00	7,75		66,00	42,00	22,00	22,00		1,78
		TL-SH 18-PL95TB	6	95,00	1615	42,00	86,00	7,75		71,00	42,00	22,00	22,00		2,02
		TL-SH 18-PL100TB	6	100,00	2012	50,00	86,00	7,75		79,00	32,00	27,00	27,00		1,69
		TL-SH 18-PL106TB	6	106,00	2012	50,00	86,00	7,75		82,00	32,00	27,00	27,00		2,12
		TL-SH 18-PL112TB	6	112,00	2012	50,00	86,00	7,75		88,00	32,00	27,00	27,00		2,42
		TL-SH 18-PL118TB	6	118,00	2517	65,00	86,00	7,75		97,00	45,00	20,50	20,50		2,31
		TL-SH 18-PL125TB	6	125,00	2517	65,00	86,00	7,75		101,00	45,00	20,50	20,50		2,92
		TL-SH 18-PL132TB	6	132,00	2517	65,00	86,00	7,75		108,00	45,00	20,50	20,50		3,44
		TL-SH 18-PL140TB	6	140,00	2517	65,00	86,00	7,75		116,00	45,00	20,50	20,50		4,05
		TL-SH 18-PL150TB	6	150,00	2517	65,00	86,00	7,75		126,00	45,00	20,50	20,50		4,85
		TL-SH 18-PL160TB	6	160,00	3020	75,00	86,00	7,75		136,00	52,00	17,00	17,00		4,88
		TL-SH 18-PL170TB	6	170,00	3020	75,00	86,00	7,75		146,00	52,00	17,00	17,00		5,96
		TL-SH 18-PL180TB	6	180,00	3020	75,00	86,00	7,75		156,00	52,00	17,00	17,00		7,21
		TL-SH 18-PL190TB	6	190,00	3020	75,00	86,00	7,75		166,00	52,00	17,00	17,00		8,20
		TL-SH 18-PL200TB	7	200,00	3020	75,00	86,00	7,75	146,00	176,00	52,00	17,00	17,00	25,00	7,92
		TL-SH 18-PL212TB	7	212,00	3020	75,00	86,00	7,75	146,00	188,00	52,00	17,00	17,00	16,00	8,03
		TL-SH 18-PL224TB	7	224,00	3020	75,00	86,00	7,75	146,00	202,00	52,00	17,00	17,00	16,00	8,42
		TL-SH 18-PL250TB	8	250,00	3535	90,00	86,00	7,75	178,00	228,00	89,00	1,50	1,50	30,00	16,09
		TL-SH 18-PL280TB	8	280,00	3535	90,00	86,00	7,75	178,00	256,00	89,00	1,50	1,50	18,00	17,10
		TL-SH 18-PL315TB	8	315,00	3535	90,00	86,00	7,75	178,00	285,00	89,00	1,50	1,50	18,00	20,93

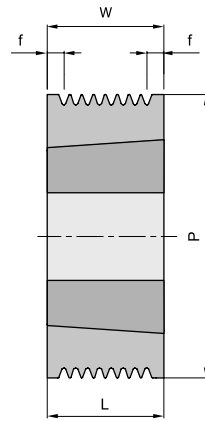
* All measures in mm. Approximate weight



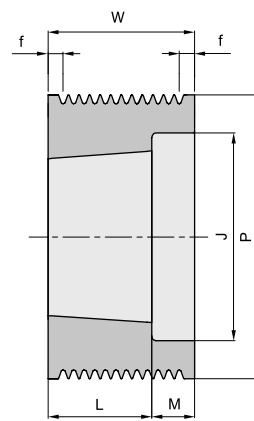
TYPE 1



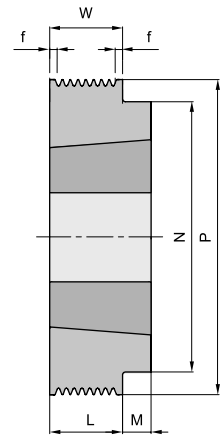
TYPE 2



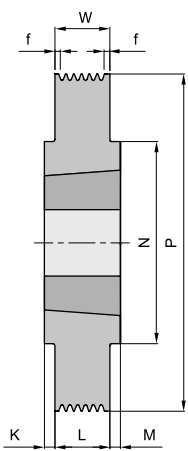
TYPE 3



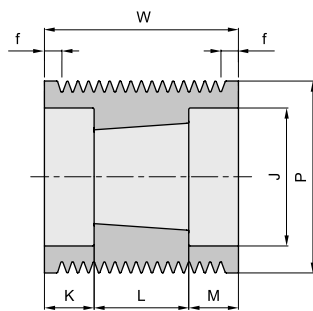
TYPE 4



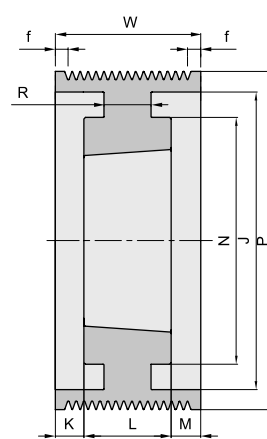
TYPE 5




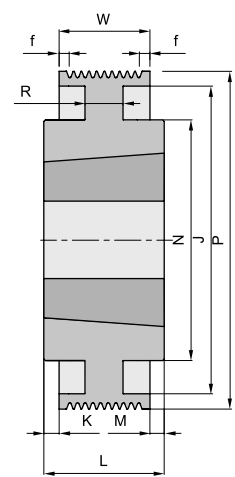
TYPE 6



TYPE 7




TYPE 8



V-Ribbed Pulley. MPB



V-Ribbed Pulley. Taper Bush



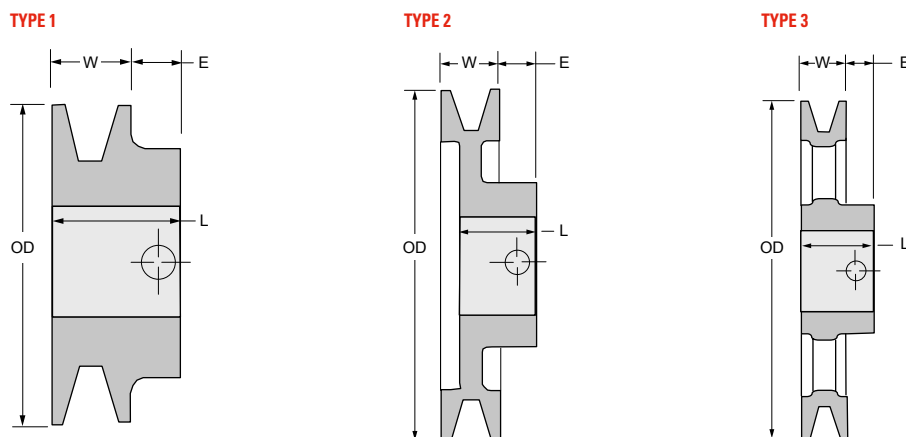
V-Ribbed Pulley. QD

FHP PULLEYS

FHP Light Duty Pulleys

FHP, Fractional Horse Power Pulleys are intended for light duty applications up to 1 HP and are available in two series, the AK and BK with styles Solid, Web and Spoke, in one or two grooves, with MPB (Minimum Plain Bore), BTS (Bore To Size) and bushed with QD or ST bush styles.

The AK series accommodates the V-Belts A & 3L – 4L while BK series accommodates A & 4L – B & 5L V-Belts. The series AK and BK are BTS type with keyway and setcrews while the series AK-H and BK-H have two tapped drills to accommodate Taper Bush ST style, H type .



Reference nomenclature

An alphanumeric string with blocks designating the product family SH, the number of grooves or ribs, the profile of the pulley, the outer

diameter in inches and the fixing mode of the pulley to the shaft. See page number F83, Guide to Order.

FHP PULLEYS AK SERIES. BTS (Bored-to Size)

FHP PULLEY	NUMBER OF GROOVES	REFERENCE	OUTER DIA	DATUM DIA A (4L) BELTS	PITCH DIA 3L BELTS	TYPE OF PULLEY	WIDTH W	E	LTB
			OD						
AK	1	TL-SH 1-AK15	1,55	1,30		1	21/32	7/16	1 3/32
		TL-SH 1-AK17	1,75	1,50	1,16	1	21/32	7/16	15/16
		TL-SH 1-AK19	1,95	1,70	1,36	1	21/32	7/16	15/16
		TL-SH 1-AK20	2,00	1,80	1,46	1	21/32	7/16	15/16
		TL-SH 1-AK21	2,10	1,90	1,56	1	21/32	7/16	15/16
		TL-SH 1-AK22	2,20	2,00	1,66	1	21/32	7/16	15/16
		TL-SH 1-AK23	2,30	2,10	1,76	1	21/32	7/16	15/16
		TL-SH 1-AK24	2,40	2,20	1,86	1	21/32	7/16	15/16
		TL-SH 1-AK25	2,50	2,30	1,96	2	21/32	7/16	15/16
		TL-SH 1-AK26	2,60	2,40	2,06	2	21/32	7/16	15/16
		TL-SH 1-AK27	2,70	2,50	2,16	2	21/32	7/16	15/16
		TL-SH 1-AK28	2,80	2,60	2,26	2	21/32	7/16	15/16
		TL-SH 1-AK30	3,05	2,80	2,46	2	21/32	7/16	15/16
		TL-SH 1-AK32	3,25	3,00	2,66	2	21/32	7/16	15/16
		TL-SH 1-AK34	3,45	3,20	2,86	2	21/32	7/16	15/16
		TL-SH 1-AK35	3,55	3,30	2,96	2	21/32	7/16	15/16
		TL-SH 1-AK39	3,75	3,50	3,16	2	21/32	15/32	1 5/32
		TL-SH 1-AK41	3,95	3,70	3,36	2	3/4	15/32	1 5/32
		TL-SH 1-AK44	4,25	4,00	3,66	2	3/4	15/32	1 5/32
		TL-SH 1-AK46	4,45	4,20	3,86	2	3/4	15/32	1 5/32
		TL-SH 1-AK49	4,75	4,50	4,16	2	3/4	15/32	1 5/32
		TL-SH 1-AK51	4,95	4,70	4,36	2	3/4	15/32	1 5/32
		TL-SH 1-AK54	5,25	5,00	4,66	2	3/4	15/32	1 5/32



* All measures in inches.
Pulley Type. 1 stands for Solid, 2 stands for Web, 3 stands for Spoke.

NEXT >

FHP PULLEYS AK SERIES. BTS (Bored-to Size)

FHP PULLEY	NUMBER OF GROOVES	REFERENCE	OUTER DIA	DATUM DIA A (4L) BELTS	PITCH DIA 3L BELTS	TYPE OF PULLEY	WIDTH W	E	LTB
			OD						
AK	1	TL-SH 1-AK56	5,45	5,20	4,86	2	3/4	15/32	1 5/32
		TL-SH 1-AK59	5,75	5,50	5,16	3	3/4	15/32	1 5/32
		TL-SH 1-AK61	5,95	5,70	5,36	3	3/4	15/32	1 5/32
		TL-SH 1-AK64	6,25	6,00	5,66	3	3/4	15/32	1 5/32
		TL-SH 1-AK66	6,45	6,20	5,86	3	3/4	15/32	1 5/32
		TL-SH 1-AK69	6,75	6,50	6,16	3	3/4	23/32	1 15/32
		TL-SH 1-AK71	6,95	6,70	6,36	3	3/4	23/32	1 15/32
		TL-SH 1-AK74	7,25	7,00	6,66	3	3/4	23/32	1 15/32
		TL-SH 1-AK79	7,75	7,50	7,16	3	3/4	23/32	1 15/32
		TL-SH 1-AK81	7,95	7,70	4,36	3	3/4	23/32	1 15/32
		TL-SH 1-AK84	8,25	8,00	7,66	3	3/4	23/32	1 15/32
		TL-SH 1-AK89	8,75	8,50	8,16	3	3/4	23/32	1 15/32
		TL-SH 1-AK91	8,95	8,70	8,36	3	3/4	23/32	1 15/32
		TL-SH 1-AK94	9,25	9,00	8,66	3	3/4	23/32	1 15/32
		TL-SH 1-AK99	9,75	9,50	9,16	3	3/4	23/32	1 15/32
		TL-SH 1-AK104	10,25	10,00	9,66	3	3/4	23/32	1 15/32
		TL-SH 1-AK109	10,75	10,50	10,16	3	3/4	23/32	1 15/32
		TL-SH 1-AK114	11,25	11,00	10,66	3	3/4	23/32	1 15/32
		TL-SH 1-AK124	12,25	12,00	11,66	3	3/4	23/32	1 15/32
		TL-SH 1-AK134	13,25	13,00	12,66	3	3/4	23/32	1 15/32
		TL-SH 1-AK144	14,25	14,00	13,66	3	3/4	23/32	1 15/32
		TL-SH 1-AK154	15,25	15,00	14,66	3	3/4	23/32	1 15/32
		TL-SH 1-AK184	18,25	18,00	17,66	3	3/4	23/32	1 15/32
AK	2	TL-SH 2-AK20	2,00	1,80	1,46	1	1 3/8	15/32	1 21/32
		TL-SH 2-AK21	2,15	1,90	1,56	1	1 3/8	15/32	1 21/32
		TL-SH 2-AK22	2,25	2,00	1,66	1	1 3/8	15/32	1 21/32
		TL-SH 2-AK23	2,35	2,10	1,76	1	1 3/8	15/32	1 21/32
		TL-SH 2-AK25	2,55	2,30	1,96	1	1 3/8	15/32	1 21/32
		TL-SH 2-AK26	2,65	2,40	2,06	1	1 3/8	15/32	1 21/32
		TL-SH 2-AK27	2,75	2,50	2,16	1	1 3/8	15/32	1 21/32
		TL-SH 2-AK28	2,85	2,60	2,26	1	1 3/8	15/32	1 21/32
		TL-SH 2-AK30	3,05	2,80	2,46	1	1 3/8	15/32	1 21/32
		TL-SH 2-AK32	3,25	3,00	2,66	1	1 3/8	15/32	1 21/32
		TL-SH 2-AK34	3,45	3,20	2,86	1	1 3/8	15/32	1 21/32
		TL-SH 2-AK39	3,75	3,50	3,16	2	1 3/8	15/32	1 11/32
		TL-SH 2-AK41	3,95	3,70	3,36	2	1 3/8	15/32	1 11/32
		TL-SH 2-AK44	4,25	4,00	3,66	2	1 3/8	15/32	1 11/32
		TL-SH 2-AK46	4,45	4,20	3,86	2	1 3/8	15/32	1 11/32
		TL-SH 2-AK49	4,75	4,50	4,16	2	1 3/8	15/32	1 11/32
		TL-SH 2-AK51	4,95	4,70	4,36	2	1 3/8	15/32	1 11/32
		TL-SH 2-AK54	5,25	5,00	4,66	2	1 3/8	15/32	1 11/32
		TL-SH 2-AK56	5,45	5,20	4,86	2	1 3/8	15/32	1 11/32
		TL-SH 2-AK59	5,75	5,50	5,16	2	1 3/8	15/32	1 11/32
		TL-SH 2-AK61	5,95	5,70	5,36	2	1 3/8	15/32	1 11/32
		TL-SH 2-AK64	6,25	6,00	5,66	3	1 3/8	11/32	1 19/32
		TL-SH 2-AK74	7,25	7,00	6,66	3	1 3/8	11/32	1 19/32
		TL-SH 2-AK84	8,25	8,00	7,66	3	1 3/8	11/32	1 19/32
		TL-SH 2-AK94	9,25	9,00	8,66	3	1 3/8	11/32	1 19/32
		TL-SH 2-AK104	10,25	10,00	9,66	3	1 3/8	11/32	1 19/32
		TL-SH 2-AK114	11,25	11,00	10,66	3	1 3/8	11/32	1 19/32
		TL-SH 2-AK124	12,25	12,00	11,66	3	1 3/8	11/32	1 19/32
		TL-SH 2-AK134	13,25	13,00	12,66	3	1 3/8	11/32	1 19/32
		TL-SH 2-AK144	14,25	14,00	13,66	3	1 3/8	11/32	1 19/32
		TL-SH 2-AK154	15,25	15,00	14,66	3	1 3/8	11/32	1 19/32
		TL-SH 2-AK184	18,25	18,00	17,66	3	1 3/8	11/32	1 19/32

* All measures in inches.
Pulley Type. 1 stands for Solid, 2 stands for Web, 3 stands for Spoke.



Keyseat dimensions

SHAFT DIA	WIDTH	DEPTH
1/2	No Keyway	No Keyway
5/8; 7/8	3/16	3/32
15/16; 1 1/4	1/4	1/8
1 5/16; 1 3/8	5/16	5/32
1 7/16; 1 3/4	3/8	3/16



FHP PULLEYS AK-H SERIES. Taper Bush ST® Type H

FHP PULLEY	NUMBER OF GROOVES	REFERENCE	OUTER DIA	DATUM DIA A (4L) BELTS	PITCH DIA 3L BELTS	TYPE OF PULLEY	BUSH MAX BORE	WIDTH W	E	LTB
			OD							
AK-H	1	TL-SH 1-AK30H	3,05	2,80	2,46	1	1 1/2	3/4	3/8	1 1/4
		TL-SH 1-AK32H	3,25	3,00	2,66	1	1 1/2	3/4	3/8	1 1/4
		TL-SH 1-AK34H	3,45	3,20	2,86	1	1 1/2	3/4	1/16	1 1/4
		TL-SH 1-AK39H	3,75	3,50	3,16	1	1 1/2	3/4	1/16	1 1/4
		TL-SH 1-AK41H	3,95	3,70	3,36	1	1 1/2	3/4	1/16	1 1/4
		TL-SH 1-AK44H	4,25	4,00	3,66	1	1 1/2	3/4	1/16	1 1/4
		TL-SH 1-AK46H	4,45	4,20	3,86	1	1 1/2	3/4	1/16	1 1/4
		TL-SH 1-AK49H	4,75	4,50	4,16	2	1 1/2	3/4	1/16	1 1/4
		TL-SH 1-AK51H	4,95	4,70	4,36	2	1 1/2	3/4	1/16	1 1/4
		TL-SH 1-AK54H	5,52	5,00	4,66	2	1 1/2	3/4	1/16	1 1/4
		TL-SH 1-AK56H	5,45	5,20	4,86	2	1 1/2	3/4	1/16	1 1/4
		TL-SH 1-AK59H	5,75	5,50	5,16	2	1 1/2	3/4	1/16	1 1/4
		TL-SH 1-AK61H	5,95	5,70	5,36	3	1 1/2	3/4	1/16	1 1/4
		TL-SH 1-AK64H	6,25	6,00	5,66	3	1 1/2	3/4	1/16	1 1/4
		TL-SH 1-AK66H	6,45	6,20	5,86	3	1 1/2	3/4	1/16	1 1/4
		TL-SH 1-AK69H	6,75	6,50	6,16	3	1 1/2	3/4	1/16	1 1/4
		TL-SH 1-AK71H	6,95	6,70	6,36	3	1 1/2	3/4	1/16	1 1/4
		TL-SH 1-AK74H	7,25	7,00	6,66	3	1 1/2	3/4	1/16	1 1/4
		TL-SH 1-AK79H	7,75	7,50	7,16	3	1 1/2	3/4	1/16	1 1/4
		TL-SH 1-AK84H	8,25	8,00	7,66	3	1 1/2	3/4	1/16	1 1/4
		TL-SH 1-AK89H	8,75	8,50	8,16	3	1 1/2	3/4	1/16	1 1/4
		TL-SH 1-AK94H	9,25	9,00	8,66	3	1 1/2	3/4	1/16	1 1/4
		TL-SH 1-AK99H	9,75	9,50	9,16	3	1 1/2	3/4	1/16	1 1/4
		TL-SH 1-AK104H	10,25	10,00	9,66	3	1 1/2	3/4	1/16	1 1/4
		TL-SH 1-AK109H	10,75	10,50	10,16	3	1 1/2	3/4	1/16	1 1/4
		TL-SH 1-AK114H	11,25	11,00	10,66	3	1 1/2	3/4	1/16	1 1/4
		TL-SH 1-AK124H	12,25	12,00	11,66	3	1 1/2	3/4	1/16	1 1/4
		TL-SH 1-AK134H	13,25	13,00	12,66	3	1 1/2	3/4	1/16	1 1/4
		TL-SH 1-AK144H	14,25	14,00	13,66	3	1 1/2	3/4	1/16	1 1/4
		TL-SH 1-AK154H	15,25	15,00	14,66	3	1 1/2	3/4	1/16	1 1/4
		TL-SH 1-AK184H	18,25	18,00	17,66	3	1 1/2	3/4	1/16	1 1/4

* All measures in inches.

Pulley Type. 1 stands for Solid, 2 stands for Web, 3 stands for Spoke.


Keyseat dimensions inch

SHAFT DIA	WIDTH	DEPTH
3/8; 7/16	No Keyway	No Keyway
1/2; 9/16	1/8	1/16
5/8; 11/16; 3/4	3/16	3/32
13/16; 7/8; 15/16		
1; 1 1/16; 1 1/8	1/4	1/8
1 3/16		
1 1/4	1/4	
1 5/16; 1 3/8	5/16	1/16
1 3/8; 1 7/16; 1 1/2	3/8	

Keyseat dimensions mm

SHAFT DIA	WIDTH	DEPTH
10; 11; 12	No Keyway	No Keyway
14; 16	5,00	2,50
18; 19; 20; 22	6,00	3,00
24; 25; 28; 30	8,00	3,50
32; 35; 36; 38	10,00	4,00

FHP PULLEYS AK-H SERIES. Taper Bush ST® Type H

FHP PULLEY	NUMBER OF GROOVES	REFERENCE	OUTER DIA	DATUM DIA A (4L) BELTS	PITCH DIA 3L BELTS	TYPE OF PULLEY	BUSH MAX BORE	WIDTH W	E	LTB
			OD							
AK-H	2	TL-SH 2-AK30H	3,05	2,80	2,46	1	1 1/2	1 3/8	1	1 1/4
		TL-SH 2-AK32H	3,25	3,00	2,66	1	1 1/2	1 3/8	1	1 1/4
		TL-SH 2-AK34H	3,45	3,20	2,86	1	1 1/2	1 3/8	9/16	1 1/4
		TL-SH 2-AK39H	3,75	3,50	3,16	1	1 1/2	1 3/8	9/16	1 1/4
		TL-SH 2-AK41H	3,95	3,70	3,36	2	1 1/2	1 3/8	9/16	1 1/4
		TL-SH 2-AK44H	4,25	4,00	3,66	2	1 1/2	1 3/8	9/16	1 1/4
		TL-SH 2-AK46H	4,45	4,20	3,86	2	1 1/2	1 3/8	9/16	1 1/4
		TL-SH 2-AK49H	4,75	4,50	4,16	2	1 1/2	1 3/8	9/16	1 1/4
		TL-SH 2-AK51H	4,95	4,70	4,36	2	1 1/2	1 3/8	9/16	1 1/4
		TL-SH 2-AK54H	5,52	5,00	4,66	2	1 1/2	1 3/8	9/16	1 1/4
		TL-SH 2-AK56H	5,45	5,20	4,86	2	1 1/2	1 3/8	9/16	1 1/4
		TL-SH 2-AK59H	5,75	5,50	5,16	3	1 1/2	1 3/8	9/16	1 1/4
		TL-SH 2-AK61H	5,95	5,70	5,36	3	1 1/2	1 3/8	9/16	1 1/4
		TL-SH 2-AK64H	6,25	6,00	5,66	3	1 1/2	1 3/8	9/16	1 1/4
		TL-SH 2-AK74H	7,25	7,00	6,66	3	1 1/2	1 3/8	9/16	1 1/4
		TL-SH 2-AK84H	8,25	8,00	7,66	3	1 1/2	1 3/8	9/16	1 1/4
		TL-SH 2-AK94H	9,25	9,00	8,66	3	1 1/2	1 3/8	9/16	1 1/4
		TL-SH 2-AK104H	10,25	10,00	9,66	3	1 1/2	1 3/8	9/16	1 1/4
		TL-SH 2-AK114H	11,25	11,00	10,66	3	1 1/2	1 3/8	9/16	1 1/4
		TL-SH 2-AK124H	12,25	12,00	11,66	3	1 1/2	1 3/8	9/16	1 1/4
		TL-SH 2-AK134H	13,25	13,00	12,66	3	1 1/2	1 3/8	9/16	1 1/4
		TL-SH 2-AK144H	14,25	14,00	13,66	3	1 1/2	1 3/8	9/16	1 1/4
		TL-SH 2-AK154H	15,25	15,00	14,66	3	1 1/2	1 3/8	9/16	1 1/4
		TL-SH 2-AK184H	18,25	18,00	17,66	3	1 1/2	1 3/8	9/16	1 1/4

* All measures in inches.

Pulley Type. 1 stands for Solid, 2 stands for Web, 3 stands for Spoke.



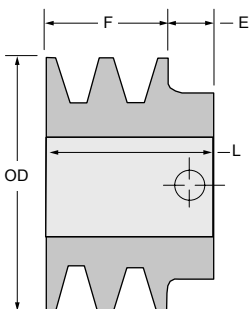
Keyseat dimensions inch

SHAFT DIA	WIDTH	DEPTH
3/8; 7/16	No Keyway	No Keyway
1/2; 9/16	1/8	1/16
5/8; 11/16; 3/4	3/16	3/32
13/16; 7/8; 15/16		
1; 1 1/16; 1 1/8	1/4	1/8
1 3/16		
1 1/4	1/4	
1 5/16; 1 3/8	5/16	1/16
1 3/8; 1 7/16; 1 1/2	3/8	

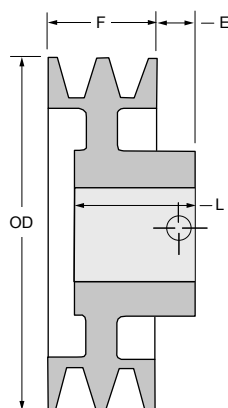
Keyseat dimensions mm

SHAFT DIA	WIDTH	DEPTH
10; 11; 12	No Keyway	No Keyway
14; 16	5,00	2,50
18; 19; 20; 22	6,00	3,00
24; 25; 28; 30	8,00	3,50
32; 35; 36; 38	10,00	4,00

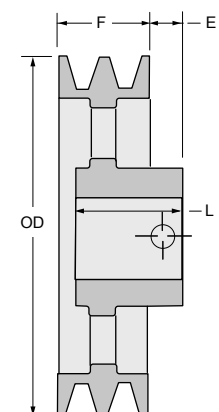
TYPE 1



TYPE 2



TYPE 3



FHP PULLEYS BK SERIES. BTS (Bored-to Size)

FHP PULLEY	NUMBER OF GROOVES	REFERENCE	OUTER DIA	DATUM DIA A (4L) BELTS	DATUM DIA B (5L) BELTS	TYPE OF PULLEY	WIDTH W	E	LTB
			OD						
BK	1	TL-SH 1-BK23	2,3		2,1	1	13/16	13/32	1 1/16
		TL-SH 1-BK24	2,4	1,8	2,2	1	13/16	13/32	1 1/16
		TL-SH 1-BK25	2,50	1,96	2,30	1	13/16	13/32	1 1/16
		TL-SH 1-BK26	2,60	2,06	2,40	1	13/16	13/32	1 1/16
		TL-SH 1-BK27	2,70	2,16	2,50	2	13/16	13/32	1 1/16
		TL-SH 1-BK28	2,80	2,26	2,60	2	13/16	13/32	1 1/16
		TL-SH 1-BK30	3,05	2,46	2,80	2	13/16	13/32	1 1/16
		TL-SH 1-BK32	3,25	2,66	3,00	2	13/16	13/32	1 1/16
		TL-SH 1-BK34	3,45	2,86	3,20	2	7/8	13/32	1 5/32
		TL-SH 1-BK36	3,55	3,00	3,40	2	7/8	13/32	1 5/32
		TL-SH 1-BK40	3,95	3,20	3,60	2	7/8	13/32	1 5/32
		TL-SH 1-BK45	4,25	3,50	3,90	2	7/8	13/32	1 5/32
		TL-SH 1-BK46	4,35	3,60	4,00	2	7/8	13/32	1 5/32
		TL-SH 1-BK47	4,45	3,70	4,10	2	7/8	13/32	1 5/32
		TL-SH 1-BK48	4,55	3,80	4,20	2	7/8	13/32	1 5/32
		TL-SH 1-BK50	4,75	4,00	4,40	2	7/8	13/32	1 5/32
		TL-SH 1-BK52	4,95	4,20	4,60	2	7/8	13/32	1 5/32
		TL-SH 1-BK55	5,25	4,50	4,90	2	7/8	13/32	1 5/32
		TL-SH 1-BK57	5,45	4,70	5,10	2	7/8	13/32	1 5/32
		TL-SH 1-BK60	5,75	5,00	5,40	2	7/8	13/32	1 5/32
		TL-SH 1-BK62	5,95	5,20	5,60	2	7/8	13/32	1 5/32
		TL-SH 1-BK65	6,25	5,50	5,90	2	7/8	13/32	1 5/32
		TL-SH 1-BK67	6,45	5,70	6,10	3	7/8	13/32	1 5/32
		TL-SH 1-BK70	6,75	6,00	6,40	3	7/8	21/32	1 15/32
		TL-SH 1-BK72	6,95	6,20	6,60	3	7/8	21/32	1 15/32
		TL-SH 1-BK75	7,25	6,50	6,90	3	7/8	21/32	1 15/32
		TL-SH 1-BK77	7,45	6,70	7,10	3	7/8	21/32	1 15/32
		TL-SH 1-BK80	7,75	7,00	7,40	3	7/8	21/32	1 15/32
		TL-SH 1-BK85	8,25	7,50	7,90	3	7/8	21/32	1 15/32
		TL-SH 1-BK90	8,75	8,00	8,40	3	7/8	21/32	1 15/32
		TL-SH 1-BK95	9,25	8,50	8,90	3	7/8	21/32	1 15/32
		TL-SH 1-BK100	9,75	9,00	9,40	3	7/8	21/32	1 15/32
		TL-SH 1-BK105	10,25	9,50	9,90	3	7/8	21/32	1 15/32
		TL-SH 1-BK110	10,75	10,00	10,40	3	7/8	21/32	1 15/32
		TL-SH 1-BK115	11,25	10,50	10,90	3	7/8	21/32	1 15/32
		TL-SH 1-BK120	11,75	11,00	11,40	3	7/8	21/32	1 15/32
		TL-SH 1-BK130	12,75	12,00	12,14	3	7/8	21/32	1 15/32
		TL-SH 1-BK140	13,75	13,00	13,40	3	7/8	21/32	1 15/32
		TL-SH 1-BK160	15,75	15,00	15,40	3	7/8	21/32	1 15/32
		TL-SH 1-BK190	18,75	18	18,4	3	7/8	21/32	1 15/32
BK	2	TL-SH 2-BK25	2,50	1,90	2,30	1	1 3/4	15/32	1 31/32
		TL-SH 2-BK26	2,60	2,00	2,40	1	1 3/4	15/32	1 31/32
		TL-SH 2-BK27	2,70	2,10	2,50	1	1 3/4	15/32	1 31/32
		TL-SH 2-BK28	2,95	2,20	2,60	1	1 3/4	15/32	1 31/32
		TL-SH 2-BK30	3,15	2,40	2,80	1	1 3/4	15/32	1 31/32
		TL-SH 2-BK32	3,35	2,60	3,00	1	1 3/4	15/32	1 31/32
		TL-SH 2-BK34	3,55	2,80	3,20	1	1 3/4	15/32	1 31/32
		TL-SH 2-BK36	3,75	3,00	3,40	2	1 3/4	15/32	1 31/32
		TL-SH 2-BK40	3,95	3,20	3,60	2	1 3/4	15/32	1 15/32
		TL-SH 2-BK45	4,25	3,50	3,90	2	1 3/4	15/32	1 15/32
		TL-SH 2-BK47	4,45	3,70	4,10	2	1 3/4	15/32	1 15/32
		TL-SH 2-BK50	4,75	4,00	4,40	2	1 3/4	15/32	1 15/32
		TL-SH 2-BK52	4,95	4,20	4,60	2	1 3/4	15/32	1 15/32
		TL-SH 2-BK55	5,25	4,50	4,90	2	1 3/4	15/32	1 15/32
		TL-SH 2-BK57	5,45	4,70	5,10	2	1 3/4	15/32	1 15/32



* All measures in inches.
Pulley Type. 1 stands for Solid, 2 stands for Web, 3 stands for Spoke.

NEXT >

FHP PULLEYS BK SERIES. BTS (Bored-to Size)

FHP PULLEY	NUMBER OF GROOVES	REFERENCE	OUTER DIA	DATUM DIA A (4L) BELTS	DATUM DIA B (5L) BELTS	TYPE OF PULLEY	WIDTH W	E	LTB
			OD						
		TL-SH 2-BK60	5,75	5,00	5,40	2	1 3/4	15/32	1 15/32
		TL-SH 2-BK62	5,95	5,20	5,60	2	1 3/4	15/32	1 15/32
		TL-SH 2-BK65	6,25	5,50	5,90	3	1 3/4	15/32	1 15/32
		TL-SH 2-BK67	6,45	5,70	6,10	3	1 3/4	15/32	1 15/32
		TL-SH 2-BK70	6,75	6,00	6,40	3	1 3/4	11/32	1 19/32
		TL-SH 2-BK80	7,75	7,00	7,40	3	1 3/4	11/32	1 19/32
		TL-SH 2-BK90	8,75	8,00	8,40	3	1 3/4	11/32	1 19/32
		TL-SH 2-BK100	9,75	9,00	9,40	3	1 3/4	11/32	1 19/32
		TL-SH 2-BK110	10,75	10,00	10,40	3	1 3/4	11/32	1 19/32
		TL-SH 2-BK120	11,75	11,00	11,40	3	1 3/4	11/32	1 19/32
		TL-SH 2-BK130	12,75	12,00	12,40	3	1 3/4	11/32	1 19/32
		TL-SH 2-BK140	13,75	13,00	13,40	3	1 3/4	11/32	1 19/32
		TL-SH 2-BK160	15,75	15,00	15,40	3	1 3/4	11/32	1 19/32
		TL-SH 2-BK190	18,75	18,00	18,40	3	1 3/4	11/32	1 19/32

Keyseat dimensions

SHAFT DIA	WIDTH	DEPTH
1/2	No Keyway	No Keyway
5/8; 7/8	3/16	3/32
15/16; 1 1/4	1/4	1/8
1 5/16; 1 3/8	5/16	5/32
1 7/16; 1 3/4	3/8	3/16

FHP PULLEYS BK-H SERIES. Taper Bush ST® Type H

FHP PULLEY	NUMBER OF GROOVES	REFERENCE	OUTER DIA	DATUM DIA A (4L) BELTS	PITCH DIA 3L BELTS	TYPE OF PULLEY	BUSH MAX BORE	WIDTH W	E	LTB
			OD							
BK-H	1	TL-SH 1-BK30H	3,15	2,40	2,80	1	1 1/2	7/8	1/2	1 1/4
		TL-SH 1-BK32H	3,35	2,60	3,00	1	1 1/2	7/8	1/2	1 1/4
		TL-SH 1-BK34H	3,55	2,80	3,20	1	1 1/2	7/8	1/2	1 1/4
		TL-SH 1-BK36H	3,75	3,00	3,40	2	1 1/2	7/8	1/16	1 1/4
		TL-SH 1-BK40H	3,95	3,20	3,60	2	1 1/2	7/8	1/16	1 1/4
		TL-SH 1-BK45H	4,25	3,50	3,90	2	1 1/2	7/8	1/16	1 1/4
		TL-SH 1-BK47H	4,45	3,70	4,10	2	1 1/2	7/8	1/16	1 1/4
		TL-SH 1-BK50H	4,75	4,00	4,40	2	1 1/2	7/8	1/16	1 1/4
		TL-SH 1-BK52H	4,95	4,20	4,60	2	1 1/2	7/8	1/16	1 1/4
		TL-SH 1-BK55H	5,25	4,50	4,90	2	1 1/2	7/8	1/16	1 1/4
		TL-SH 1-BK57H	5,45	4,70	5,10	2	1 1/2	7/8	1/16	1 1/4
		TL-SH 1-BK60H	5,75	5,00	5,40	2	1 1/2	7/8	1/16	1 1/4
		TL-SH 1-BK62H	5,95	5,20	5,60	2	1 1/2	7/8	1/16	1 1/4
		TL-SH 1-BK65H	6,25	5,50	5,90	2	1 1/2	7/8	1/16	1 1/4
		TL-SH 1-BK67H	6,45	5,70	6,10	2	1 1/2	7/8	1/16	1 1/4
		TL-SH 1-BK70H	6,75	6,00	6,40	3	1 1/2	7/8	1/8	1 1/4
		TL-SH 1-BK72H	6,95	6,20	6,60	3	1 1/2	7/8	1/8	1 1/4
		TL-SH 1-BK75H	7,25	6,50	6,90	3	1 1/2	7/8	1/8	1 1/4
		TL-SH 1-BK77H	7,45	6,70	7,10	3	1 1/2	7/8	1/8	1 1/4
		TL-SH 1-BK80H	7,75	7,00	7,40	3	1 1/2	7/8	1/8	1 1/4
		TL-SH 1-BK85H	8,25	7,50	7,90	3	1 1/2	7/8	1/8	1 1/4
		TL-SH 1-BK90H	8,75	8,00	8,40	3	1 1/2	7/8	1/8	1 1/4
		TL-SH 1-BK95H	9,25	8,50	8,90	3	1 1/2	7/8	1/8	1 1/4
		TL-SH 1-BK100H	9,75	9,00	9,40	3	1 1/2	7/8	1/8	1 1/4
		TL-SH 1-BK105H	10,25	9,50	9,90	3	1 1/2	7/8	1/8	1 1/4
		TL-SH 1-BK110H	10,75	10,00	10,40	3	1 1/2	7/8	1/8	1 1/4
		TL-SH 1-BK115H	11,25	10,50	10,90	3	1 1/2	7/8	1/8	1 1/4
		TL-SH 1-BK120H	11,75	11,00	11,40	3	1 1/2	7/8	1/8	1 1/4
		TL-SH 1-BK130H	12,75	12,00	12,40	3	1 1/2	7/8	1/8	1 1/4
		TL-SH 1-BK140H	13,75	13,00	13,40	3	1 1/2	7/8	1/8	1 1/4
		TL-SH 1-BK150H	14,75	14,00	14,40	3	1 1/2	7/8	1/8	1 1/4



* All measures in inches.
Pulley Type. 1 stands for Solid, 2 stands for Web, 3 stands for Spoke.

NEXT >



FHP PULLEYS BK-H SERIES. Taper Bush ST® Type H

FHP PULLEY	NUMBER OF GROOVES	REFERENCE	OUTER DIA	DATUM DIA A (4L) BELTS	PITCH DIA 3L BELTS	TYPE OF PULLEY	BUSH MAX BORE	WIDTH W	E	LTB
			OD							
BK-H	1	TL-SH 1-BK160H	15,75	15,00	15,40	3	1 1/2	7/8	1/8	1 1/4
		TL-SH 1-BK190H	18,75	18,00	18,40	3	1 1/2	7/8	1/8	1 1/4
		TL-SH 1-BK32H	3,35	2,60	3,00	1	1 1/2	1 3/4	1 3/8	1 1/4
		TL-SH 1-BK34H	3,55	2,80	3,20	1	1 1/2	1 3/4	1 3/8	1 1/4
		TL-SH 1-BK36H	3,75	3,00	3,40	1	1 1/2	1 3/4	15/16	1 1/4
		TL-SH 1-BK40H	3,95	3,20	3,60	1	1 1/2	1 3/4	15/16	1 1/4
		TL-SH 1-BK45H	4,25	3,50	3,90	1	1 1/2	1 3/4	15/16	1 1/4
		TL-SH 1-BK47H	4,45	3,70	4,10	2	1 1/2	1 3/4	1/16	1 1/4
		TL-SH 1-BK50H	4,75	4,00	4,40	2	1 1/2	1 3/4	1/16	1 1/4
		TL-SH 1-BK52H	4,95	4,20	4,60	2	1 1/2	1 3/4	1/16	1 1/4
		TL-SH 1-BK55H	5,25	4,50	4,90	2	1 1/2	1 3/4	1/16	1 1/4
		TL-SH 1-BK57H	5,45	4,70	5,10	2	1 1/2	1 3/4	1/16	1 1/4
		TL-SH 1-BK60H	5,75	5,00	5,40	2	1 1/2	1 3/4	1/16	1 1/4
BK-H	2	TL-SH 2-BK62H	5,95	5,20	5,60	2	1 1/2	1 3/4	1/16	1 1/4
		TL-SH 2-BK65H	6,25	5,50	5,90	3	1 1/2	1 3/4	5/16	1 1/4
		TL-SH 2-BK67H	6,45	5,70	6,10	3	1 1/2	1 3/4	5/16	1 1/4
		TL-SH 2-BK70H	6,75	6,00	6,40	3	1 1/2	1 3/4	5/16	1 1/4
		TL-SH 2-BK72H	6,95	6,20	6,60	3	1 1/2	1 3/4	5/16	1 1/4
		TL-SH 2-BK80H	7,75	7,00	7,40	3	1 1/2	1 3/4	5/16	1 1/4
		TL-SH 2-BK90H	8,75	8,00	8,40	3	1 1/2	1 3/4	5/16	1 1/4
		TL-SH 2-BK100H	9,75	9,00	9,40	3	1 1/2	1 3/4	5/16	1 1/4
		TL-SH 2-BK110H	10,75	10,00	10,40	3	1 1/2	1 3/4	5/16	1 1/4
		TL-SH 2-BK120H	11,75	11,00	11,40	3	1 1/2	1 3/4	5/16	1 1/4
		TL-SH 2-BK130H	12,75	12,00	12,40	3	1 1/2	1 3/4	5/16	1 1/4
		TL-SH 2-BK140H	13,75	13,00	13,40	3	1 1/2	1 3/4	5/16	1 1/4
		TL-SH 2-BK160H	14,75	15,00	15,40	3	1 1/2	1 3/4	5/16	1 1/4
		TL-SH 2-BK190H	18,75	18,00	18,40	3	1 1/2	1 3/4	5/16	1 1/4

Keyseat dimensions inch

SHAFT DIA	WIDTH	DEPTH
3/8; 7/16	No Keyway	
1/2; 9/16	1/8	1/16
5/8; 11/16; 3/4	3/16	3/32
13/16; 7/8; 15/16		
1; 1 1/16; 1 1/8	1/4	1/8
1 3/16		
1 1/4	1/4	
1 5/16; 1 3/8	5/16	1/16
1 3/8; 1 7/16; 1 1/2	3/8	

Keyseat dimensions mm

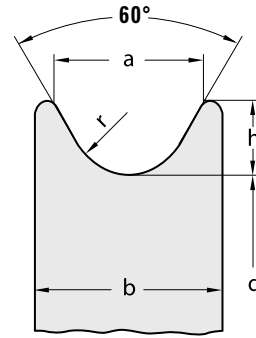
SHAFT DIA	WIDTH	DEPTH
10; 11; 12	No Keyway	
14; 16	5,00	2,50
18; 19; 20; 22	6,00	3,00
24; 25; 28; 30	8,00	3,50
32; 35; 36; 38	10,00	4,00

* All measures in inches.
Pulley Type. 1 stands for Solid, 2 stands for Web, 3 stands for Spoke.

ROUND PULLEYS

Round Belt Pulleys are designed with a round groove to adapt round belts. See page number D34 for the range of Round Belts.

Our program covers metric from 2 mm up to 20 round cross sections, with one and double grooves and as far as materials, Aluminum and steel. We offer other materials under MTO. The Aluminum and Steel are more recommended due to their higher friction coefficient as seen in table below.



ROUND BELT DIA	2,00	3,00	4,00	4,80	5,00	6,00	6,30	7,00	8,00	9,50	10,00	12,00	12,50	15,00	18,00	20,00
a	4,50	5,50	7,00	8,00	8,00	10,00	10,00	11,00	12,00	14,50	15,00	18,00	18,50	23,00	28,00	30,00
b	6,50	8,00	10,00	12,00	12,00	14,00	14,00	15,00	16,00	19,00	19,00	22,00	23,00	27,00	32,00	36,00
h	2,50	3,00	3,50	4,00	4,00	5,00	5,00	5,50	6,00	7,00	7,50	9,00	9,00	12,00	14,00	15,00
r	1,40	1,90	2,50	3,00	3,00	3,50	3,50	4,00	4,50	5,50	5,50	6,50	7,00	8,00	9,50	11,00

* All measures in mm.

QD Bushing Bolt Torque values

BELT MATERIAL	PULLEY MATERIAL	ALUMINUM	STEEL	HPDE
Polyurethane	PU 65 A	0,90	0,70	0,35
	PU 75 A	0,85	0,70	0,35
	PU 80 A	0,80	0,65	0,30
	PU 85 A	0,75	0,60	0,25
	PU 90 A	0,70	0,50	0,25
	PU 95 A	0,65	0,45	0,20
Polyester	PE 40 D	0,70	0,50	0,25
	PE 55 D	0,45	0,35	0,10
	PE 63 D	0,45	0,35	0,10



Round Pulleys. U Groove Single

REFERENCE	PD	U GROOVE	ROUND BELT	OUTER DIA	ROOT DIA	BORE	T	L
		radii	dia	OD	RD	dia P		
TL-SH-R-15-2	15			17	13	4 to 7		
TL-SH-R-20-2	20			22	18			
TL-SH-R-30-2	30	1	2	32	28	4 to 12	5	11
TL-SH-R-40-2	40			42	38			
TL-SH-R-20-3	20			22	17	4 to 12		
TL-SH-R-30-3	30			32	27	5 to 12		16
TL-SH-R-40-3	40	1,5	3	42	37	5 to 20	10	20
TL-SH-R-45-3	45			47	42			
TL-SH-R-60-3	60			62	57	5 to 20		
TL-SH-R-18-4	18			20	14	5 to 12		
TL-SH-R-23-4	23			25	19			
TL-SH-R-28-4	28			30	24			16
TL-SH-R-30-4	30			32	26			
TL-SH-R-40-4	40	2	4	42	36	5 to 20	10	
TL-SH-R-45-4	45			47	41			
TL-SH-R-48-4	48			50	44			20
TL-SH-R-60-4	60			62	56			
TL-SH-R-80-4	80			82	76			
TL-SH-R-28-5	28			30	23	5 to 12		16
TL-SH-R-40-5	40			42	35			
TL-SH-R-48-5	48			50	43			
TL-SH-R-50-5	50	2,5	5	52	45	5 to 20	10	20
TL-SH-R-60-5	60			62	55			
TL-SH-R-75-6	75			77	70			
TL-SH-R-80-5	80			82	75			
TL-SH-R-28-6	28			30	22	5 to 12		16
TL-SH-R-38-6	38			40	32			
TL-SH-R-48-6	48			50	42			
TL-SH-R-50-6	50			52	44			
TL-SH-R-58-6	58			60	52			
TL-SH-R-60-6	60	3	6	62	54	5 to 20	10	20
TL-SH-R-75-6	75			77	69			
TL-SH-R-80-6	80			82	74			
TL-SH-R-95-6	95			97	89			
TL-SH-R-100-6	100			102	94			
TL-SH-R-50-8	50			52	42			
TL-SH-R-60-8	60			62	52			
TL-SH-R-80-8	80	4	8	82	72	5 to 20	12	24
TL-SH-R-100-8	100			102	92			
TL-SH-R-120-8	120			122	112			
TL-SH-R-60-10	60			62	50			
TL-SH-R-80-10	80			82	70			
TL-SH-R-100-10	100	5	10	102	90	5 to 20	15	27
TL-SH-R-120-10	120			122	110			
TL-SH-R-140-10	140			142	130			

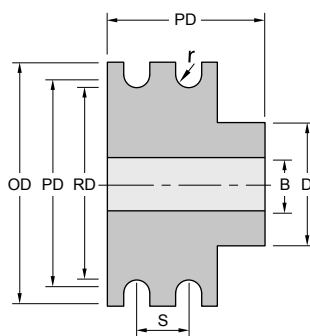
* All measures in mm.



Round Pulleys. U Groove Double

REFERENCE	PD	U GROOVE	ROUND BELT	OUTER DIA	ROOT DIA	BORE	T	L
		radii	dia	OD	RD	dia P		
TL-SH-RD-15-2	15			17	13	3 to 8		
TL-SH-RD-20-2	20	1,1	2	22	18	4 to 10	5,8	14
TL-SH-RD-30-2	30			32	28	4 to 12		
TL-SH-RD-20-3	20			22	17	3 to 10		
TL-SH-RD-30-3	30	1,6	3	32	27	5 to 12	5,8	16
TL-SH-RD-40-3	40			42	37	5 to 20		
TL-SH-RD-45-3	45			47	42	5 to 20		
TL-SH-RD-23-4	23			25	19			
TL-SH-RD-28-4	28			30	24	5 to 12	5,8	18
TL-SH-RD-30-4	30	2,1	4	32	26			
TL-SH-RD-40-4	40			42	36			
TL-SH-RD-45-4	45			47	41	5 to 18	7,8	20
TL-SH-RD-48-4	48			50	44	5 to 20		
TL-SH-RD-28-5	28			30	23	5 to 12	5,8	20
TL-SH-RD-40-5	40	2,6	5	42	35	5 to 20	7,8	22
TL-SH-RD-50-5	50			52	45			
TL-SH-RD-28-6	28			30	22	5 to 12	5,8	22
TL-SH-RD-38-6	38			40	32			
TL-SH-RD-48-6	48			50	42			
TL-SH-RD-50-6	50	3,1	6	52	44	5 to 20	7,8	24
TL-SH-RD-60-6	60			62	54			
TL-SH-RD-75-6	75			77	69			
TL-SH-RD-100-6	100			102	94			
TL-SH-RD-50-8	50			52	42			
TL-SH-RD-60-8	60	4,1	8	62	52	5 to 20	9,8	30
TL-SH-RD-100-8	100			102	92			
TL-SH-RD-60-10	60			62	50			
TL-SH-RD-100-10	100	5,1	10	102	90	5 to 20	9,8	34
TL-SH-RD-140-10	140			142	130			

* All measures in mm.

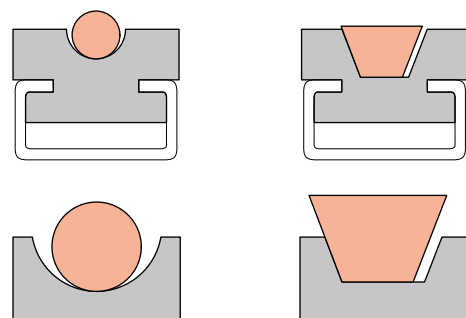


Sliderbeds and supporting rollers

Used to keep the belts in place while carrying the load. The model to be used depends on the length of the conveyor and the type of load.

The Sliderbeds make the movement smooth but create bigger friction, thus requiring higher horsepower, while the roller creates less friction with a movement not as smooth.

We offer two models of sliderbed, with or without metal frame. Ask our commercial department for information.



GUIDE TO ORDER

Applied to all products of this Pulleys Chapter combines the product family, the number of grooves, the belt profile, the pulley diameter, the shaft fixing mode and any specific requirement referring to material, treatment, plating or coating.

Products: V-Belt Pulleys

- Product Family: Pulley. Identified by SH
- Number of Grooves of the Pulley: From 1 up to 12
- Belt Section Profile: The belt to be used with the pulley which has to match to the groove profile:
 - Classical V-Belt pulleys DIN / ISO / BS (A13-B17; C/22; D/32)
 - Narrow V-Belt pulleys DIN / ISO / BS (SPZ-XPZ; SPA-XPA; SPB-XPB; SPC-XPC)
 - Narrow Wedge V-Belt pulleys RMA / MPTA (3V-3VX; 5V-5VX; 8V-8VX)
- Pulley diameter:
 - Classical V-Belt pulleys. Datum diameter at the datum width of pulley groove in tenths (1/10) of inches
 - Narrow V-Belt pulleys. Pitch diameter in mm
 - Narrow Wedge V-Belt pulleys. Pitch diameter in hundredths (1/100) of inches
- Shaft fixing mode:
 - TB Taper Bush
 - QD type Taper Bush
 - ST type Taper Bush
- Special request:
 - On Coatings: Black Oxide – Bluing. BO:
 - E-Coating. EC
 - Phosfating. PH
 - Clear Bright Zinc. ZN
 - Other Coatings or Platings at request
 - On Shaft fixing mode:
 - Unbored Solid Hub. No Bore
 - RSB Rough Stock Bore or Pilot Bore. Rough Bore
 - MPB Minimum Plain Bore. Drilled center
 - MTO Made to Order, with or without keyway

V-Ribbed Pulleys

- Product Family: Pulley. Identified by SH
- Number of Grooves or Ribs: PJ 8 to 16, PL 8 to 16
- Profile PJ, PL
- Outer diameter in mm
- Shaft fixing mode:
 - MPB Minimum Plain Bore
 - TB Taper Bush

Variable Speed Pulleys

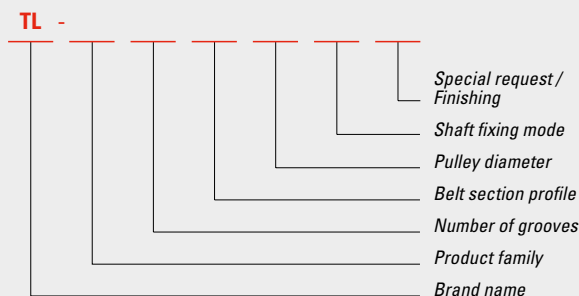
- Product Family: Pulley. Identified by SH
- Number of Grooves: 1, 2
- Outer diameter in mm
- Type of Flange: A, B
- Shaft fixing mode:
 - TB Taper Bush
 - BTS Bore to Size

FHP Pulleys

- Product Family: Pulley. Identified by SH
- Number of Grooves: 1, 2
- Profiles: AK, AK-H, BK, BK-H
- Outer diameter in inches
- Shaft fixing mode:
 - MPB Minimum Plain Bore
 - K. Keyway

Round Pulleys

- Product Family: Pulley. Identified by SH
- Number of Grooves: 1, 2
- Belt diameter in mm
- Outer diameter in mm
- Shaft fixing mode:
 - MPB. Minimum Plain Bore
 - BTS. Bore to Size
 - K. Keyway



Examples:

TL-SH 4-B42TB

Pulley of 4 grooves for Classical V-Belt, Section profile B, Pitch diameter / Datum diameter of 4,2 inches with Taper Bush 1610.

TL-SH 2-SPB170TB

Pulley of 2 grooves for Narrow V-Belt, Section profile SPB, Pitch diameter / Datum diameter 170 mm with Taper Bush 2012.

TL-SH 3-3V600SDS

Pulley of 3 grooves for Narrow Wedge V-Belt, Section profile 3V, Outer diameter 6 inches with QD type Taper Bush type QD - SDS.

* See pages num M10 and on, in Materials, Treatments, Platings and Coatings.